

# **CITY OF HARRISONBURG, VIRGINIA**

## **Proposed Budget**

### **For the Fiscal Year**

**July 1, 2023 to June 30, 2024**



**CITY OF HARRISONBURG, VIRGINIA  
PROPOSED BUDGET TABLE OF CONTENTS  
FISCAL YEAR 2024**

Officials

---

City Manager's Budget Letter

---

Budget Summary	1-103
----------------	-------

---

Revenue Budget by Funds:

General Fund	1-7
School Fund	8
School Nutrition Fund	9
Emergency Communications Center Fund	10-11
Community Development Block Grant Fund	12
School Transportation Fund	13
General Capital Projects Fund	14-15
School Capital Projects Fund	16
Emergency Communications Center Capital Projects Fund	17
Water Capital Projects Fund	18
Sewer Capital Projects Fund	19
Sanitation Capital Projects Fund	20
Stormwater Capital Projects Fund	21
Water Fund	22-23
Sewer Fund	24-25
Public Transportation Fund	26-27
Sanitation Fund	28-29
Business Loan Program Fund	30
Stormwater Fund	31
Central Garage Fund	32
Central Stores Fund	33

Expenditure Budget by Funds:

General Fund	1-119
School Fund	120
School Nutrition Fund	121
Emergency Communication Center Fund	122-127
Community Development Block Grant Fund	128-129
School Transportation Fund	130-135
General Capital Projects Fund	136-137

**CITY OF HARRISONBURG, VIRGINIA  
PROPOSED BUDGET TABLE OF CONTENTS  
FISCAL YEAR 2024**

Expenditure Budget by Funds (continued):

School Capital Projects Fund	138
Emergency Communications Center Capital Projects Fund	139
Water Capital Projects Fund	140
Sewer Capital Projects Fund	141
Sanitation Capital Projects Fund	142
Stormwater Capital Projects Fund	143
Water Fund	144-157
Sewer Fund	158-170
Public Transportation Fund	171-179
Sanitation Fund	180-189
Business Loan Program Fund	190
Stormwater Fund	191-194
Central Garage Fund	195-199
Central Stores Fund	200-202

# **CITY OF HARRISONBURG, VIRGINIA**

## **OFFICIALS**

Deanna R. Reed, Mayor

Laura A. Dent, Vice Mayor

Dany Fleming, Council Member

Christopher B. Jones, Council Member

Monica L. Robinson, Council Member

Alexander "Ande" Banks, IV, City Manager

Amy E. Snider, Interim Deputy City Manager

**CITY MANAGER'S  
BUDGET LETTER**



**CITY OF HARRISONBURG**  
**OFFICE OF THE**  
**CITY MANAGER**

ALEXANDER "ANDE" BANKS, VI, CITY MANAGER  
409 SOUTH MAIN STREET, HARRISONBURG, VA 22801  
OFFICE (540) 432-7701 • FAX (540) 432-7778

April 11, 2023

The Honorable Mayor and Members of City Council:

Pursuant to Section 60 of the City Charter, I am pleased to present the City Manager's proposed budget for fiscal year 2023-2024. The recommended FY 2023-2024 spending plan offers investment in some of the City's top priorities – most importantly, the retention and recruitment of excellent City employees to provide our community high-quality services, per our Harrisonburg 2039 Vision Plan.

This proposed budget provides for general government administration, community safety, public education, public transportation services for both school and transit, infrastructure investments, and fulfills financial agreements with community partners. A key challenge in any financial plan is to prioritize numerous needs with finite resources without compromising service delivery. We faced this challenge in the development of the proposed 2023-2024 City Manager's budget.

I believe this budget we now present to you not only meets that challenge, but exceeds it.

The FY 2023-2024 operating budget totals \$362.2 million, an 8 percent increase from the adopted FY 2022-2023 budget. The General Fund is the primary fund for most general government operations. The proposed General Fund budget for FY 2023-2024 is \$157.3 million, which is an overall increase of 8.4 percent compared to the FY 2022-2023 adopted General Fund budget.

The City Manager's proposed budget recommends a \$0.03 (three cent) increase in the real estate tax rate from \$0.93 per \$100 valuation to \$0.96 per \$100 valuation. Additionally, as in prior years, the City has thoughtfully used fund balance in the budget to offset the costs of ongoing capital improvements and one-time expenditures. The proposed budget also includes an increase in utility fees as we continue to address once-in-a-century capital expenses to replace and upgrade our water and sewer systems.

***Classification & Compensation for Our Valued Employees and Future Team Members***

The City partnered with consultant Baker Tilly in 2022 to complete a Classification & Compensation Study. This is a routine effort many public organizations undertake to understand how their pay grades and salary schedules compare with peers in their field in order to ensure the retention of valued employees and to improve recruitment of new team members. For the City of Harrisonburg, that meant comparing the positions we have and how

they are compensated with other regional municipalities, organizations, and businesses that offer some of the same services we provide to our residents.

After reviewing City positions and comparing them to similar positions with our peer organizations, Baker Tilly worked with the City Manager's Office, Finance Department and Human Resources Department, with the input of our Executive Leadership Team, to place positions within a new proposed pay scale. In this budget, I am proposing moving every employee who is currently below the new minimum salary of their position to the new minimum. In addition, all employees would receive a 1 percent adjustment to their position's new midpoint, and a 0.25 percent adjustment after their new midpoint, multiplied by their years of service, capped at the maximum of their new pay range.

I believe this is a vital investment we must make in our organization, and is in line with the Harrisonburg 2039 Vision Plan goal of providing Distinctive, Reliable Delivery of High-Quality City Services. In this Vision, we state: "The City government attracts and retains talented public servants due to its reputation for being well-managed and as a great employer." Ensuring we are providing a pay scale that is on par with our peers is instrumental in ensuring we remain well-managed and a great employer who has the talented public servants needed to provide high-quality City services to our community.

### ***School Funding***

The proposed real estate tax rate increase of 3 cents is the final expected increase required for the construction of Rocktown High School, bringing the total tax rate increase for this project to 10 cents. The annual debt service for this project is \$5.5 million.

Additionally, the Harrisonburg City Public Schools board proposed budget has requested a nearly \$5 million increase in funding over the FY23 Adopted Budget. This is an increase of 13 percent, and includes some operating expenses for Rocktown High School such as several new positions – though the full operating cost of the school is not included in this proposed budget and is instead anticipated for the 2024-2025 budget.

Funding for education, including debt service, equates to the largest percentage of our annual budget, with education funding representing approximately 36 percent of this year's proposed spending plan.

### ***Infrastructure Investment***

This proposed budget recommends \$23.6 million in capital investments, with \$8.3 million representing general capital projects. The most noteworthy general capital project investment is \$5 million that will go toward beginning renovations to the old Municipal Building – a project that has been postponed due to other priorities in our community. However, the need for services, and City staff to provide those services, is now moving this renovation project to the forefront and we are excited about the opportunity not only to reopen this majestic building once more to our community, but to have the space to grow in the heart of our city.

Additionally, we are eager to move forward on a number of other projects – these include, but are not limited to, vital improvements to our water and sewer infrastructure (some of which has been in the ground since the late 1800s), pedestrian road improvements as we continue our focus on making Harrisonburg more bikeable and walkable, and the replacement of vehicles critical to our mission of providing high-quality City services.

---

In accordance with Section 15.2-2506 of the Code of Virginia, a public hearing is required to be held at least seven days prior to the final adoption of the budget. As such, it is suggested the public hearing for the budget be held on April 25, 2023, and the final adoption occur on May 23, 2023.

Additionally, a public hearing will be held on the real estate tax rate on May 23, 2023.

The City Charter requires the budget be adopted by May 31 of each year.

I would like to acknowledge and thank the City's Executive Leadership Team and Finance staff for meeting the challenges posed by this year's budget. I would like to share my personal gratitude for the evaluation, analysis and hard work of Director of Finance, Larry Propst, and Acting Deputy City Manager, Amy Snider. I look forward to working with each City Council Member in the coming weeks to converse on the proposed budget and its impact on the community.

Cordially,

Ande Banks  
City Manager



# **BUDGET SUMMARY**

**CITY OF HARRISONBURG, VIRGINIA  
BUDGET SUMMARY  
FISCAL YEAR 2024**

<u>Comparison of Revenue Budgets</u>	<u>1-4</u>
<u>Comparison of Expenditure Budgets</u>	<u>5-9</u>
<u>General Fund Budget Summary</u>	
<u>General Fund Graphs and Charts</u>	<u>10-14</u>
<u>General Fund Revenues</u>	<u>15-25</u>
<u>General Fund Expenditures</u>	<u>26-89</u>
<u>Other Funds Budget Summary</u>	
<u>Other Funds Revenues and Expenditures</u>	<u>90-103</u>

**CITY OF HARRISONBURG, VIRGINIA**  
**COMPARISON OF REVENUE BUDGETS**  
**For Fiscal Year 2024**

<b>Fund and Major Revenue Sources</b>	<b>FY 2023 Original Budget</b>	<b>FY 2024 Proposed Budget</b>	<b>Percentage of Fund's Budget</b>	<b>Increase (Decrease)</b>	<b>Percentage Change</b>
<b>General Fund</b>					
Amount from fund balance	6,300,000	5,000,000	3.18%	(1,300,000)	-20.63%
General property taxes	63,871,100	72,161,100	45.87%	8,290,000	12.98%
Other local taxes	49,777,400	54,156,200	34.43%	4,378,800	8.80%
Permits, privilege fees and regulatory licenses	577,950	577,950	0.37%	-	0.00%
Fines and forfeitures	485,000	285,000	0.18%	(200,000)	-41.24%
Use of money and property	95,000	3,000,000	1.91%	2,905,000	3057.89%
Charges for services	1,450,500	1,550,800	0.99%	100,300	6.91%
Miscellaneous	5,947,150	5,968,375	3.79%	21,225	0.36%
Recovered costs	920,049	928,973	0.59%	8,924	0.97%
State revenue	10,580,833	11,155,533	7.09%	574,700	5.43%
Federal revenue	302,666	295,466	0.19%	(7,200)	-2.38%
Nonrevenue receipts	50,000	50,000	0.03%	-	0.00%
Transfers from other funds	4,767,300	2,170,600	1.38%	(2,596,700)	-54.47%
<b>Total General Fund</b>	<b>145,124,948</b>	<b>157,299,997</b>		<b>12,175,049</b>	<b>8.39%</b>
<b>School Fund</b>					
Charges for services	378,542	478,542	0.42%	100,000	26.42%
State revenue	58,945,684	62,054,181	54.26%	3,108,497	5.27%
Federal revenue	9,837,831	9,568,588	8.37%	(269,243)	-2.74%
Transfers from other funds	37,435,173	42,267,782	36.96%	4,832,609	12.91%
<b>Total School Fund</b>	<b>106,597,230</b>	<b>114,369,093</b>		<b>7,771,863</b>	<b>7.29%</b>
<b>School Nutrition Fund</b>					
Amount from fund balance	-	438,426	7.31%	438,426	0.00%
Charges for services	76,000	141,000	2.35%	65,000	85.53%
State revenue	155,000	185,000	3.08%	30,000	19.35%
Federal revenue	4,746,692	5,235,000	87.26%	488,308	10.29%
<b>Total School Nutrition Fund</b>	<b>4,977,692</b>	<b>5,999,426</b>		<b>1,021,734</b>	<b>20.53%</b>
<b>Emergency Communications Center Fund</b>					
Amount from fund balance	650,000	690,000	7.01%	40,000	6.15%
Use of money and property	214,376	240,000	2.44%	25,624	11.95%
Miscellaneous	3,506,761	3,791,455	38.49%	284,694	8.12%
Recovered costs	565,500	553,500	5.62%	(12,000)	-2.12%
State revenue	605,548	693,000	7.04%	87,452	14.44%
Federal revenue	100,000	90,000	0.91%	(10,000)	-10.00%
Transfers from other funds	3,506,761	3,791,455	38.49%	284,694	8.12%
<b>Total Emergency Communications Center Fund</b>	<b>9,148,946</b>	<b>9,849,410</b>		<b>700,464</b>	<b>7.66%</b>
<b>Community Development Block Grant Fund</b>					
Federal revenue	540,419	506,946	100.00%	(33,473)	-6.19%
<b>Total Community Development Block Grant Fund</b>	<b>540,419</b>	<b>506,946</b>		<b>(33,473)</b>	<b>-6.19%</b>

**CITY OF HARRISONBURG, VIRGINIA**  
**COMPARISON OF REVENUE BUDGETS**  
**For Fiscal Year 2024**

<b>Fund and Major Revenue Sources</b>	<b>FY 2023 Original Budget</b>	<b>FY 2024 Proposed Budget</b>	<b>Percentage of Fund's Budget</b>	<b>Increase (Decrease)</b>	<b>Percentage Change</b>
<b>School Transportation Fund</b>					
Amount from fund balance	476,980	600,000	9.59%	123,020	25.79%
Use of money and property	500	19,760	0.32%	19,260	3852.00%
Charges for services	5,126,400	5,621,963	89.85%	495,563	9.67%
Miscellaneous	15,000	15,000	0.24%	-	0.00%
<b>Total School Transportation Fund</b>	<b>5,618,880</b>	<b>6,256,723</b>		<b>637,843</b>	<b>11.35%</b>
<b>General Capital Projects Fund</b>					
Transfers from other funds	6,925,000	8,300,000	100.00%	1,375,000	19.86%
<b>Total General Capital Projects Fund</b>	<b>6,925,000</b>	<b>8,300,000</b>		<b>1,375,000</b>	<b>19.86%</b>
<b>School Capital Projects Fund</b>					
Capital projects	600,000	3,000,000	186.73%	2,400,000	400.00%
<b>Total School Capital Projects Fund</b>	<b>600,000</b>	<b>3,000,000</b>		<b>2,400,000</b>	<b>400.00%</b>
<b>ECC Capital Projects Fund</b>					
Transfers from other funds	650,000	600,000	37.35%	(50,000)	-7.69%
<b>Total ECC Capital Projects Fund</b>	<b>650,000</b>	<b>600,000</b>		<b>(50,000)</b>	<b>-7.69%</b>
<b>Water Capital Projects Fund</b>					
Transfers from other funds	3,037,659	1,606,627	100.00%	(1,431,032)	-47.11%
<b>Total Water Capital Projects Fund</b>	<b>3,037,659</b>	<b>1,606,627</b>		<b>(1,431,032)</b>	<b>-47.11%</b>
<b>Sewer Capital Projects Fund</b>					
Transfers from other funds	1,914,307	1,073,666	100.00%	(840,641)	-43.91%
<b>Total Sewer Capital Projects Fund</b>	<b>1,914,307</b>	<b>1,073,666</b>		<b>(840,641)</b>	<b>-43.91%</b>
<b>Sanitation Capital Projects Fund</b>					
Transfers from other funds	-	2,697,965	100.00%	2,697,965	0.00%
<b>Total Sanitation Capital Projects Fund</b>	<b>-</b>	<b>2,697,965</b>		<b>2,697,965</b>	<b>0.00%</b>
<b>Stormwater Capital Projects Fund</b>					
State revenue	-	-	0.00%	-	0.00%
Transfers from other funds	-	358,500	100.00%	358,500	0.00%
<b>Total Stormwater Capital Projects Fund</b>	<b>-</b>	<b>358,500</b>		<b>358,500</b>	<b>0.00%</b>

**CITY OF HARRISONBURG, VIRGINIA**  
**COMPARISON OF REVENUE BUDGETS**  
**For Fiscal Year 2024**

<b>Fund and Major Revenue Sources</b>	<b>FY 2023 Original Budget</b>	<b>FY 2024 Proposed Budget</b>	<b>Percentage of Fund's Budget</b>	<b>Increase (Decrease)</b>	<b>Percentage Change</b>
<b>Water Fund</b>					
Amount from fund balance	2,067,455	242,080	1.82%	(1,825,375)	-88.29%
Permits, privilege fees and regulatory fees	100,000	100,000	0.75%	-	0.00%
Use of money and property	50,000	175,000	1.31%	125,000	250.00%
Charges for services	10,195,000	10,870,000	81.58%	675,000	6.62%
Miscellaneous	5,000	5,000	0.04%	-	0.00%
Recovered costs	20,000	100,000	0.75%	80,000	400.00%
Intrafund transfers	1,766,700	1,831,800	13.75%	65,100	3.68%
<b>Total Water Fund</b>	<b>14,204,155</b>	<b>13,323,880</b>		<b>(880,275)</b>	<b>-6.20%</b>
<b>Sewer Fund</b>					
Amount from fund balance	1,473,070	880,120	5.77%	(592,950)	-40.25%
Permits, privilege fees and regulatory fees	110,000	110,000	0.72%	-	0.00%
Use of money and property	5,000	125,000	0.82%	120,000	2400.00%
Charges for services	12,250,000	12,925,000	84.70%	675,000	5.51%
Miscellaneous	5,000	5,000	0.03%	-	0.00%
Recovered costs	45,000	60,000	0.39%	15,000	33.33%
Intrafund transfers	1,193,400	1,155,300	7.57%	(38,100)	-3.19%
<b>Total Sewer Fund</b>	<b>15,081,470</b>	<b>15,260,420</b>		<b>178,950</b>	<b>1.19%</b>
<b>Public Transportation Fund</b>					
Amount from fund balance	163,800	160,000	1.67%	(3,800)	-2.32%
Use of money and property	81,000	90,000	0.94%	9,000	11.11%
Charges for services	2,372,555	2,308,775	24.03%	(63,780)	-2.69%
Recovered costs	122,372	122,372	1.27%	-	0.00%
State revenue	2,225,951	1,666,884	17.35%	(559,067)	-25.12%
Federal revenue	7,275,416	4,858,841	50.58%	(2,416,575)	-33.22%
Transfers from other funds	-	400,000	4.16%	400,000	0.00%
<b>Total Public Transportation Fund</b>	<b>12,241,094</b>	<b>9,606,872</b>		<b>(2,634,222)</b>	<b>-21.52%</b>
<b>Sanitation Fund</b>					
Amount from fund balance	519,387	3,420,808	43.49%	2,901,421	558.62%
Use of money and property	10,200	35,000	0.44%	24,800	243.14%
Charges for services	4,410,000	4,410,000	56.07%	-	0.00%
<b>Total Sanitation Fund</b>	<b>4,939,587</b>	<b>7,865,808</b>		<b>2,926,221</b>	<b>59.24%</b>
<b>Business Loan Program Fund</b>					
Amount from fund balance	69,500	72,500	72.50%	3,000	4.32%
Use of money and property	2,600	2,300	2.30%	(300)	-11.54%
Miscellaneous	27,900	25,200	25.20%	(2,700)	-9.68%
<b>Total Business Loan Program Fund</b>	<b>100,000</b>	<b>100,000</b>		<b>-</b>	<b>0.00%</b>

**CITY OF HARRISONBURG, VIRGINIA**  
**COMPARISON OF REVENUE BUDGETS**  
**For Fiscal Year 2024**

<b>Fund and Major Revenue Sources</b>	<b>FY 2023 Original Budget</b>	<b>FY 2024 Proposed Budget</b>	<b>Percentage of Fund's Budget</b>	<b>Increase (Decrease)</b>	<b>Percentage Change</b>
<b>Stormwater Fund</b>					
Amount from fund balance	-	-	0.00%	-	0.00%
Use of money and property	3,500	45,000	3.06%	41,500	1185.71%
Charges for services	1,327,680	1,427,680	96.94%	100,000	7.53%
<b>Total Stormwater Fund</b>	<b>1,331,180</b>	<b>1,472,680</b>		<b>141,500</b>	<b>10.63%</b>
<b>Central Garage Fund</b>					
Amount from fund balance	50,000	69,000	2.83%	19,000	38.00%
Permits, privilege fees and regulatory fees	1,000	-	0.00%	(1,000)	-100.00%
Use of money and property	1,000	10,000	0.41%	9,000	900.00%
Charges for services	2,055,392	2,354,878	96.69%	299,486	14.57%
Recovered costs	1,000	1,500	0.06%	500	50.00%
<b>Total Central Garage Fund</b>	<b>2,108,392</b>	<b>2,435,378</b>		<b>326,986</b>	<b>15.51%</b>
<b>Central Stores Fund</b>					
Amount from fund balance	-	-	0.00%	-	0.00%
Transfers from other funds	207,776	233,651	100.00%	25,875	12.45%
<b>Total Central Stores Fund</b>	<b>207,776</b>	<b>233,651</b>		<b>25,875</b>	<b>12.45%</b>
<b>Total All Funds</b>	<b>335,348,735</b>	<b>362,217,042</b>		<b>26,868,307</b>	<b>8.01%</b>

**CITY OF HARRISONBURG, VIRGINIA**  
**COMPARISON OF EXPENDITURE BUDGETS**  
**For Fiscal Year 2024**

<b>Fund, Function and Elements</b>	<b>FY 2023 Original Budget</b>	<b>FY 2024 Proposed Budget</b>	<b>Percentage of Fund's Budget</b>	<b>Increase (Decrease)</b>	<b>Percentage Change</b>
<b>General Fund</b>					
General government administration:					
City council	271,034	325,189	0.21%	54,155	19.98%
City manager	938,038	917,353	0.58%	(20,685)	-2.21%
City attorney	383,386	387,331	0.25%	3,945	1.03%
Human resources	772,961	807,332	0.51%	34,371	4.45%
Independent auditor	23,620	23,520	0.01%	(100)	-0.42%
Commissioner of revenue	598,392	587,890	0.37%	(10,502)	-1.76%
Assessor	355,183	367,199	0.23%	12,016	3.38%
Equalization board	3,300	3,300	0.00%	-	0.00%
Treasurer	786,940	802,560	0.51%	15,620	1.98%
Finance	847,746	882,395	0.56%	34,649	4.09%
Information technology	2,704,880	2,474,281	1.57%	(230,599)	-8.53%
Purchasing	195,964	202,214	0.13%	6,250	3.19%
Electoral board	281,282	434,790	0.28%	153,508	54.57%
<b>Total general government administration</b>	<b>8,162,726</b>	<b>8,215,354</b>	<b>5.22%</b>	<b>52,628</b>	<b>0.64%</b>
Public safety:					
Police administration	4,397,294	4,593,135	2.92%	195,841	4.45%
Police operations	5,531,681	6,230,302	3.96%	698,621	12.63%
Police criminal investigation	2,019,325	2,032,866	1.29%	13,541	0.67%
Police special operations	2,161,953	1,753,068	1.11%	(408,885)	-18.91%
Police grants	86,512	87,176	0.06%	664	0.77%
Fire administration	1,102,845	1,164,375	0.74%	61,530	5.58%
Fire suppression	10,020,324	9,907,887	6.30%	(112,437)	-1.12%
Fire prevention	806,770	850,055	0.54%	43,285	5.37%
Fire training	315,992	328,705	0.21%	12,713	4.02%
Court appointed attorney	60,000	60,000	0.04%	-	0.00%
Regional juvenile detention (SVJC)	196,030	233,639	0.15%	37,609	19.19%
Regional jail (MRRJ)	3,179,177	2,935,444	1.87%	(243,733)	-7.67%
Building inspection	1,080,534	1,078,469	0.69%	(2,065)	-0.19%
Animal control	153,090	159,549	0.10%	6,459	4.22%
Animal control (SPCA)	463,632	432,306	0.27%	(31,326)	-6.76%
Emergency management	156,481	272,898	0.17%	116,417	74.40%
Community paramedic	214,931	214,282	0.14%	(649)	-0.30%
Public safety building	408,730	443,188	0.28%	34,458	8.43%
<b>Total public safety</b>	<b>32,355,301</b>	<b>32,777,344</b>	<b>20.84%</b>	<b>422,043</b>	<b>1.30%</b>
Public works:					
General engineering	867,034	887,377	0.56%	20,343	2.35%
Public works administration	1,734,403	1,774,658	1.13%	40,255	2.32%
Highway and street maintenance	4,898,257	4,985,944	3.17%	87,687	1.79%
Street lights	559,703	560,063	0.36%	360	0.06%
Snow and ice removal	341,941	319,565	0.20%	(22,376)	-6.54%
Traffic engineering	1,824,936	1,846,439	1.17%	21,503	1.18%
Highway and street beautification	653,205	746,037	0.47%	92,832	14.21%
Downtown parking maintenance	143,727	265,844	0.17%	122,117	84.96%
Street and road cleaning	437,014	421,932	0.27%	(15,082)	-3.45%

**CITY OF HARRISONBURG, VIRGINIA**  
**COMPARISON OF EXPENDITURE BUDGETS**  
**For Fiscal Year 2024**

<b>Fund, Function and Elements</b>	<b>FY 2023 Original Budget</b>	<b>FY 2024 Proposed Budget</b>	<b>Percentage of Fund's Budget</b>	<b>Increase (Decrease)</b>	<b>Percentage Change</b>
<b>General Fund (continued)</b>					
Public works (continued):					
General properties	496,975	609,334	0.39%	112,359	22.61%
Shelter facility	-	100,000	0.06%	100,000	0.00%
<b>Total public works</b>	<b>11,957,195</b>	<b>12,517,193</b>	<b>7.96%</b>	<b>559,998</b>	<b>4.68%</b>
Health and human services:					
Local health department	344,180	313,410	0.20%	(30,770)	-8.94%
Community services board	1,020,773	1,185,773	0.75%	165,000	16.16%
Tax relief for the elderly/disabled veterans	147,000	260,000	0.17%	113,000	76.87%
<b>Total health and human services</b>	<b>1,511,953</b>	<b>1,759,183</b>	<b>1.12%</b>	<b>247,230</b>	<b>16.35%</b>
Parks, recreation and cultural:					
Parks administration	712,561	774,390	0.49%	61,829	8.68%
Parks	1,558,329	1,425,610	0.91%	(132,719)	-8.52%
Field maintenance	385,890	396,807	0.25%	10,917	2.83%
Community activity center	542,833	478,198	0.30%	(64,635)	-11.91%
Special events and programs	562,683	586,951	0.37%	24,268	4.31%
Simms recreation center	497,476	529,213	0.34%	31,737	6.38%
Westover swimming pool	550,616	683,489	0.43%	132,873	24.13%
Athletics	442,179	449,283	0.29%	7,104	1.61%
Golf course grounds management	584,175	574,832	0.37%	(9,343)	-1.60%
Golf course clubhouse management	368,862	335,916	0.21%	(32,946)	-8.93%
Regional library (MRL)	606,532	618,663	0.39%	12,131	2.00%
<b>Total parks, recreation and cultural</b>	<b>6,812,136</b>	<b>6,853,352</b>	<b>4.36%</b>	<b>41,216</b>	<b>0.61%</b>
Planning and community development:					
Planning	297,822	326,031	0.21%	28,209	9.47%
Zoning administration	298,477	317,639	0.20%	19,162	6.42%
Board of zoning appeals	5,878	5,761	0.00%	(117)	-1.99%
Economic development	727,129	731,974	0.47%	4,845	0.67%
Tourism and visitors services	509,220	520,743	0.33%	11,523	2.26%
Blacks run greenway	108,782	108,571	0.07%	(211)	-0.19%
<b>Total planning and community development</b>	<b>1,947,308</b>	<b>2,010,719</b>	<b>1.28%</b>	<b>63,411</b>	<b>3.26%</b>
Other:					
Community and civic organizations	915,855	856,808	0.54%	(59,047)	-6.45%
Joint operations with Rockingham County	11,414,300	11,480,800	7.30%	66,500	0.58%
Conference center (SVCC)	1,200,000	1,200,000	0.76%	-	0.00%
Reserve for contingencies	225,000	4,387,200	2.79%	4,162,200	1849.87%
Debt service	20,756,240	20,482,807	13.02%	(273,433)	-1.32%
Transfers to other funds	47,866,934	54,759,237	34.81%	6,892,303	14.40%
<b>Total other</b>	<b>82,378,329</b>	<b>93,166,852</b>	<b>59.23%</b>	<b>10,788,523</b>	<b>13.10%</b>
<b>Total General Fund</b>	<b>145,124,948</b>	<b>157,299,997</b>	<b>100.00%</b>	<b>12,175,049</b>	<b>8.39%</b>



**CITY OF HARRISONBURG, VIRGINIA**  
**COMPARISON OF EXPENDITURE BUDGETS**  
**For Fiscal Year 2024**

<b>Fund, Function and Elements</b>	<b>FY 2023 Original Budget</b>	<b>FY 2024 Proposed Budget</b>	<b>Percentage of Fund's Budget</b>	<b>Increase (Decrease)</b>	<b>Percentage Change</b>
<b>School Fund</b>					
Instruction	79,356,866	84,840,879	74.18%	5,484,013	6.91%
Admin., attendance and health services	5,882,073	6,385,932	5.58%	503,859	8.57%
Pupil transportation	5,271,082	5,938,229	5.19%	667,147	12.66%
Operations and maintenance	7,223,060	7,889,293	6.90%	666,233	9.22%
Debt service	-	234,679	0.21%	234,679	0.00%
Technology	5,864,149	6,080,081	5.32%	215,932	3.68%
Transfers to other funds	3,000,000	3,000,000	2.62%	-	0.00%
<b>Total School Fund</b>	<b>106,597,230</b>	<b>114,369,093</b>		<b>7,771,863</b>	<b>7.29%</b>
<b>School Nutrition Fund</b>					
Food service	4,947,692	5,969,426	99.50%	1,021,734	20.65%
Technology	30,000	30,000	0.50%	-	0.00%
<b>Total School Nutrition Fund</b>	<b>4,977,692</b>	<b>5,999,426</b>		<b>1,021,734</b>	<b>20.53%</b>
<b>Emergency Communications Center Fund</b>					
Emergency communications center	7,326,208	8,092,174	82.16%	765,966	10.46%
Computer aided dispatch (CAD)	1,172,738	1,051,882	10.68%	(120,856)	-10.31%
Debt service	-	105,354	1.07%	105,354	0.00%
Transfers to other funds	650,000	600,000	6.09%	(50,000)	-7.69%
<b>Total Emergency Communications Center Fund</b>	<b>9,148,946</b>	<b>9,849,410</b>		<b>700,464</b>	<b>7.66%</b>
<b>Community Development Block Grant Fund</b>					
Community development block grant	540,419	506,946	100.00%	(33,473)	-6.19%
<b>Total Community Development Block Grant Fund</b>	<b>540,419</b>	<b>506,946</b>		<b>(33,473)</b>	<b>-6.19%</b>
<b>School Transportation Fund</b>					
School buses	4,801,223	5,415,839	86.56%	614,616	12.80%
Field trips and charters	219,671	210,793	3.37%	(8,878)	-4.04%
Administration	597,986	630,091	10.07%	32,105	5.37%
<b>Total School Transportation Fund</b>	<b>5,618,880</b>	<b>6,256,723</b>		<b>637,843</b>	<b>11.35%</b>
<b>General Capital Projects Fund</b>					
Capital projects (general)	-	3,950,000	47.59%	3,950,000	0.00%
Capital projects (public works)	6,925,000	4,350,000	52.41%	(2,575,000)	-37.18%
<b>Total General Capital Projects Fund</b>	<b>6,925,000</b>	<b>8,300,000</b>		<b>1,375,000</b>	<b>19.86%</b>
<b>School Capital Projects Fund</b>					
Capital projects	600,000	3,000,000	36.14%	2,400,000	400.00%
<b>Total School Capital Projects Fund</b>	<b>600,000</b>	<b>3,000,000</b>		<b>2,400,000</b>	<b>400.00%</b>

CITY OF HARRISONBURG, VIRGINIA  
 COMPARISON OF EXPENDITURE BUDGETS  
 For Fiscal Year 2024

Fund, Function and Elements	FY 2023 Original Budget	FY 2024 Proposed Budget	Percentage of Fund's Budget	Increase (Decrease)	Percentage Change
<b>ECC Capital Projects Fund</b>					
Capital projects	650,000	600,000	37.35%	(50,000)	-7.69%
<b>Total ECC Capital Projects Fund</b>	<b>650,000</b>	<b>600,000</b>		<b>(50,000)</b>	<b>-7.69%</b>
<b>Water Capital Projects Fund</b>					
Capital projects	3,037,659	1,606,627	100.00%	(1,431,032)	-47.11%
<b>Total Water Capital Projects Fund</b>	<b>3,037,659</b>	<b>1,606,627</b>		<b>(1,431,032)</b>	<b>-47.11%</b>
<b>Sewer Capital Projects Fund</b>					
Capital projects	1,914,307	1,073,666	100.00%	(840,641)	-43.91%
<b>Total Sewer Capital Projects Fund</b>	<b>1,914,307</b>	<b>1,073,666</b>		<b>(840,641)</b>	<b>-43.91%</b>
<b>Sanitation Capital Projects Fund</b>					
Capital projects	-	2,697,965	100.00%	2,697,965	0.00%
<b>Total Sanitation Capital Projects Fund</b>	<b>-</b>	<b>2,697,965</b>		<b>2,697,965</b>	<b>0.00%</b>
<b>Stormwater Capital Projects Fund</b>					
Capital projects	-	358,500	100.00%	358,500	0.00%
<b>Total Stormwater Capital Projects Fund</b>	<b>-</b>	<b>358,500</b>		<b>358,500</b>	<b>0.00%</b>
<b>Water Fund</b>					
Administration	864,377	873,245	6.55%	8,868	1.03%
Pumping, storage and monitoring	883,751	891,495	6.69%	7,744	0.88%
Transmission and distribution	1,084,391	1,094,052	8.21%	9,661	0.89%
Utility billing	544,184	620,129	4.65%	75,945	13.96%
Miscellaneous	2,434,230	2,752,350	20.66%	318,120	13.07%
Purification	1,351,670	1,570,558	11.79%	218,888	16.19%
Capital outlay	269,000	154,000	1.16%	(115,000)	-42.75%
Debt service	2,655,661	2,662,786	19.99%	7,125	0.27%
Transfers to other funds	4,116,891	2,705,265	20.30%	(1,411,626)	-34.29%
<b>Total Water Fund</b>	<b>14,204,155</b>	<b>13,323,880</b>		<b>(880,275)</b>	<b>-6.20%</b>
<b>Sewer Fund</b>					
Administration	905,752	930,335	6.10%	24,583	2.71%
Treatment and disposal	4,460,000	4,860,000	31.85%	400,000	8.97%
Collection and transmission	1,234,987	1,235,221	8.09%	234	0.02%
Miscellaneous	1,658,030	1,799,050	11.79%	141,020	8.51%
Utility billing	581,925	662,069	4.34%	80,144	13.77%
Pumping and monitoring	439,125	441,266	2.89%	2,141	0.49%
Capital outlay	212,000	577,000	3.78%	365,000	172.17%
Debt service	2,700,000	2,700,000	17.69%	-	0.00%
Transfers to other funds	2,889,651	2,055,479	13.47%	(834,172)	-28.87%
<b>Total Sewer Fund</b>	<b>15,081,470</b>	<b>15,260,420</b>		<b>178,950</b>	<b>1.19%</b>

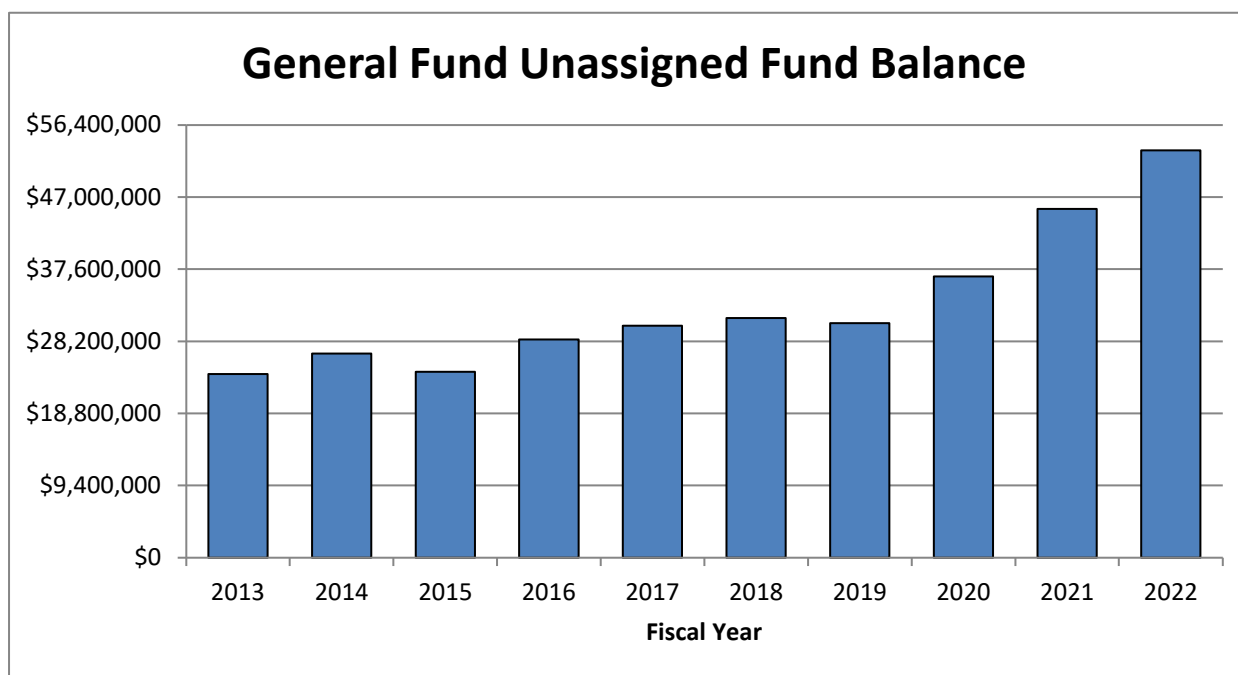
**CITY OF HARRISONBURG, VIRGINIA**  
**COMPARISON OF EXPENDITURE BUDGETS**  
**For Fiscal Year 2024**

<b>Fund, Function and Elements</b>	<b>FY 2023 Original Budget</b>	<b>FY 2024 Proposed Budget</b>	<b>Percentage of Fund's Budget</b>	<b>Increase (Decrease)</b>	<b>Percentage Change</b>
<b>Public Transportation Fund</b>					
Transit buses	5,937,561	6,613,972	68.85%	676,411	11.39%
Miscellaneous	-	359,900	3.75%	359,900	0.00%
Paratransit buses	959,970	1,218,391	12.68%	258,421	26.92%
Administration	841,563	861,101	8.96%	19,538	2.32%
Capital outlay	4,142,000	393,508	4.10%	(3,748,492)	-90.50%
Transfers to other funds	360,000	160,000	1.67%	(200,000)	-55.56%
<b>Total Public Transportation Fund</b>	<b>12,241,094</b>	<b>9,606,872</b>		<b>(2,634,222)</b>	<b>-21.52%</b>
<b>Sanitation Fund</b>					
Solid waste collection	1,483,250	1,551,519	19.72%	68,269	4.60%
Landfill	278,408	244,521	3.11%	(33,887)	-12.17%
Miscellaneous	-	196,900	2.50%	196,900	0.00%
Solid waste management	1,269,679	1,280,603	16.28%	10,924	0.86%
Capital outlay	263,000	250,900	3.19%	(12,100)	-4.60%
Debt service	1,507,250	1,508,600	19.18%	1,350	0.09%
Transfers to other funds	138,000	2,832,765	36.01%	2,694,765	1952.73%
<b>Total Sanitation Fund</b>	<b>4,939,587</b>	<b>7,865,808</b>		<b>2,926,221</b>	<b>59.24%</b>
<b>Business Loan Program Fund</b>					
Revolving loan program	100,000	100,000	100.00%	-	0.00%
<b>Total Business Loan Program Fund</b>	<b>100,000</b>	<b>100,000</b>		<b>-</b>	<b>0.00%</b>
<b>Stormwater Fund</b>					
Stormwater management	611,330	775,882	52.69%	164,552	26.92%
Capital outlay	697,350	309,298	21.00%	(388,052)	-55.65%
Transfers to other funds	22,500	387,500	26.31%	365,000	1622.22%
<b>Total Stormwater Fund</b>	<b>1,331,180</b>	<b>1,472,680</b>		<b>141,500</b>	<b>10.63%</b>
<b>Central Garage Fund</b>					
Operating	1,838,358	2,147,753	88.19%	309,395	16.83%
Administration	204,034	208,333	8.55%	4,299	2.11%
Capital outlay	66,000	79,292	3.26%	13,292	20.14%
<b>Total Central Garage Fund</b>	<b>2,108,392</b>	<b>2,435,378</b>		<b>326,986</b>	<b>15.51%</b>
<b>Central Stores Fund</b>					
Operating	207,776	225,651	96.58%	17,875	8.60%
Capital outlay	-	8,000	3.42%	8,000	0.00%
<b>Total Central Stores Fund</b>	<b>207,776</b>	<b>233,651</b>		<b>25,875</b>	<b>12.45%</b>
<b>Total All Funds</b>	<b>335,348,735</b>	<b>362,217,042</b>		<b>26,868,307</b>	<b>8.01%</b>

**GENERAL FUND  
BUDGET SUMMARY**

**CITY OF HARRISONBURG, VIRGINIA  
 GENERAL FUND SUMMARY OF FUND BALANCES  
 LAST TEN FISCAL YEARS**

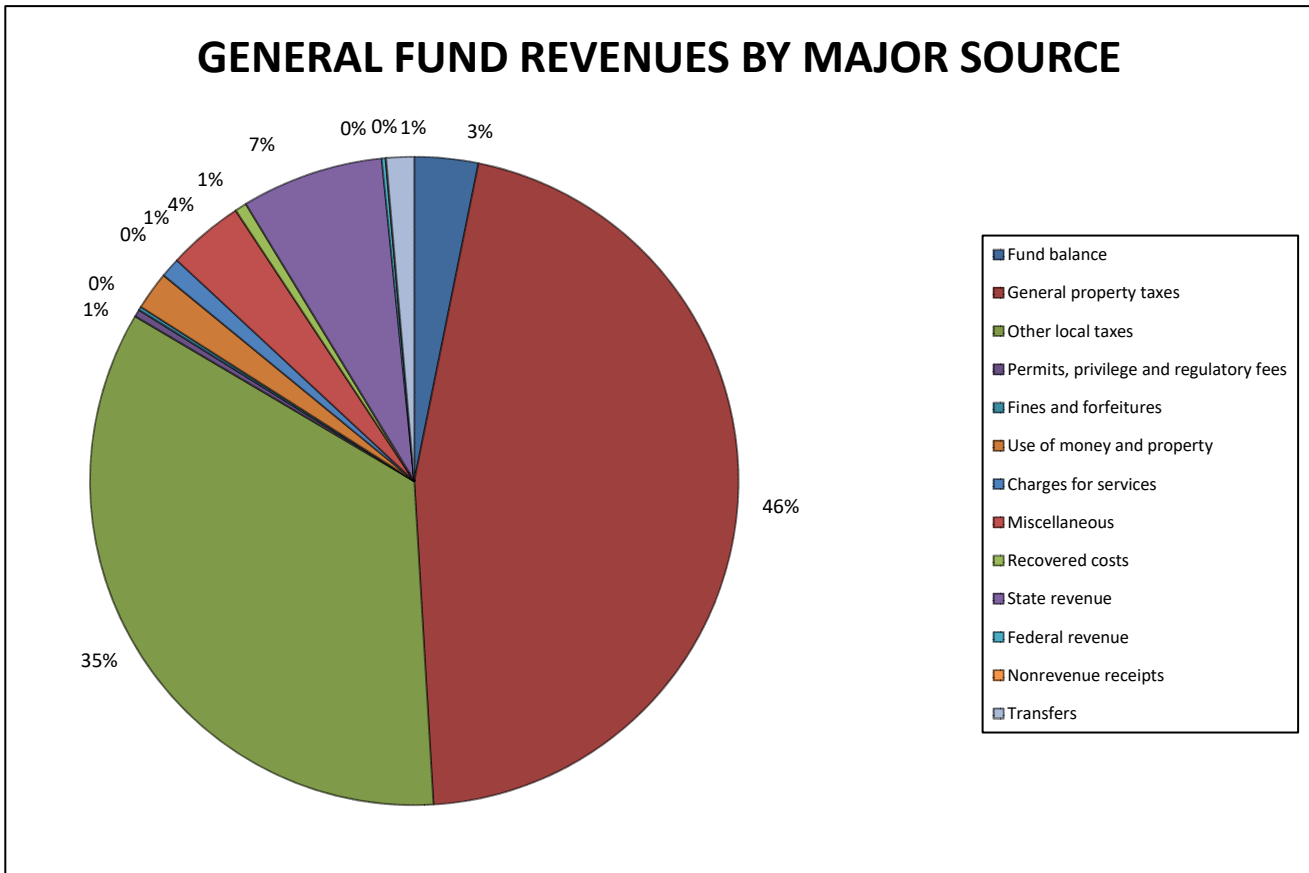
<b>Fiscal Year</b>	<b>Unassigned Fund Balance</b>	<b>Total Fund Balance</b>
2022	53,108,748	65,086,859
2021	45,459,532	52,123,510
2020	36,632,322	39,466,793
2019	30,561,724	35,698,366
2018	31,239,773	36,470,507
2017	30,226,183	32,697,066
2016	28,435,301	30,355,709
2015	24,214,042	26,981,136
2014	26,595,398	32,054,456
2013	23,932,401	31,239,028



Source: City of Harrisonburg, Virginia Comprehensive Annual Financial Report

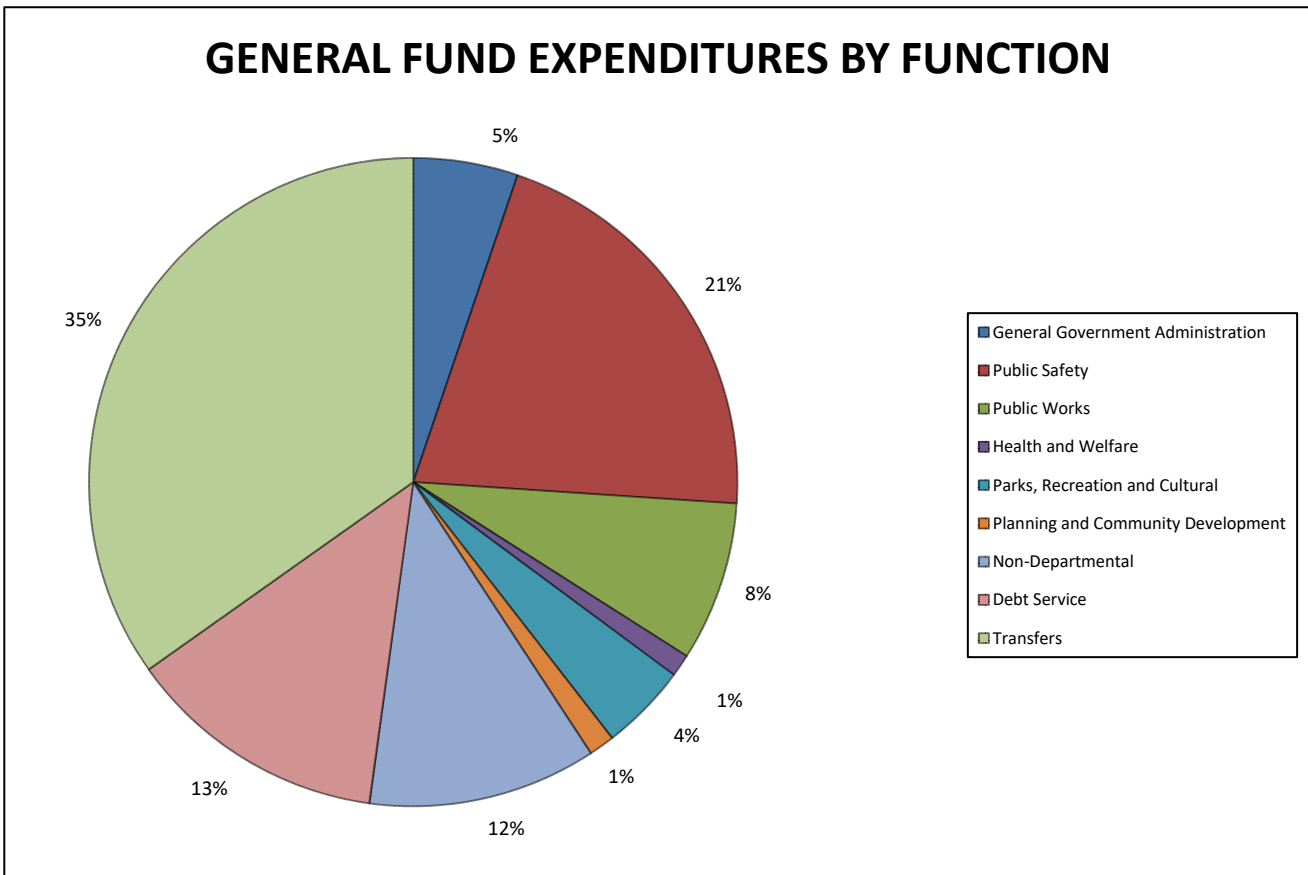
**CITY OF HARRISONBURG, VIRGINIA**  
**GENERAL FUND REVENUES BY MAJOR SOURCE**  
**For Fiscal Year 2024**

<b>Function</b>	<b>Budgeted Amount</b>	<b>Percent of Budget</b>
Fund balance	\$ 5,000,000	3.18%
General property taxes	72,161,100	45.87%
Other local taxes	54,156,200	34.43%
Permits, privilege and regulatory fees	577,950	0.37%
Fines and forfeitures	285,000	0.18%
Use of money and property	3,000,000	1.91%
Charges for services	1,550,800	0.99%
Miscellaneous	5,968,375	3.79%
Recovered costs	928,973	0.59%
State revenue	11,155,533	7.09%
Federal revenue	295,466	0.19%
Nonrevenue receipts	50,000	0.03%
Transfers	2,170,600	1.38%
<b>Total</b>	<b>\$ 157,299,997</b>	



**CITY OF HARRISONBURG, VIRGINIA**  
**GENERAL FUND EXPENDITURES BY FUNCTION**  
**For Fiscal Year 2024**

<b>Function</b>	<b>Budgeted Amount</b>	<b>Percent of Budget</b>
General Government Administration	\$ 8,215,354	5.22%
Public Safety	32,777,344	20.84%
Public Works	12,517,193	7.96%
Health and Welfare	1,759,183	1.12%
Parks, Recreation and Cultural	6,853,352	4.36%
Planning and Community Development	2,010,719	1.28%
Non-Departmental	17,924,808	11.40%
Debt Service	20,482,807	13.02%
Transfers	<u>54,759,237</u>	34.81%
<b>Total</b>	<b>\$ <u>157,299,997</u></b>	



**CITY OF HARRISONBURG, VIRGINIA**  
**SCHOOL OPERATING FUNDING FROM THE GENERAL FUND**  
**FOR THE TEN YEAR PERIOD JULY 1, 2014 THROUGH JUNE 30, 2024**

<b>Fiscal Year</b>	<b>Operating Transfers</b>	<b>Change</b>	<b>Percentage Change</b>
2024	42,267,782	4,832,609	12.9%
2023	37,435,173	1,426,914	4.0%
2022	36,008,259	-	0.0%
2021	36,008,259	204,951	0.6%
2020	35,803,308	1,384,086	4.0%
2019	34,419,222	1,156,683	3.5%
2018	33,262,539	3,200,000	10.6%
2017	30,062,539	167,000	0.6%
2016	29,895,539	1,058,679	3.7%
2015	28,836,860		



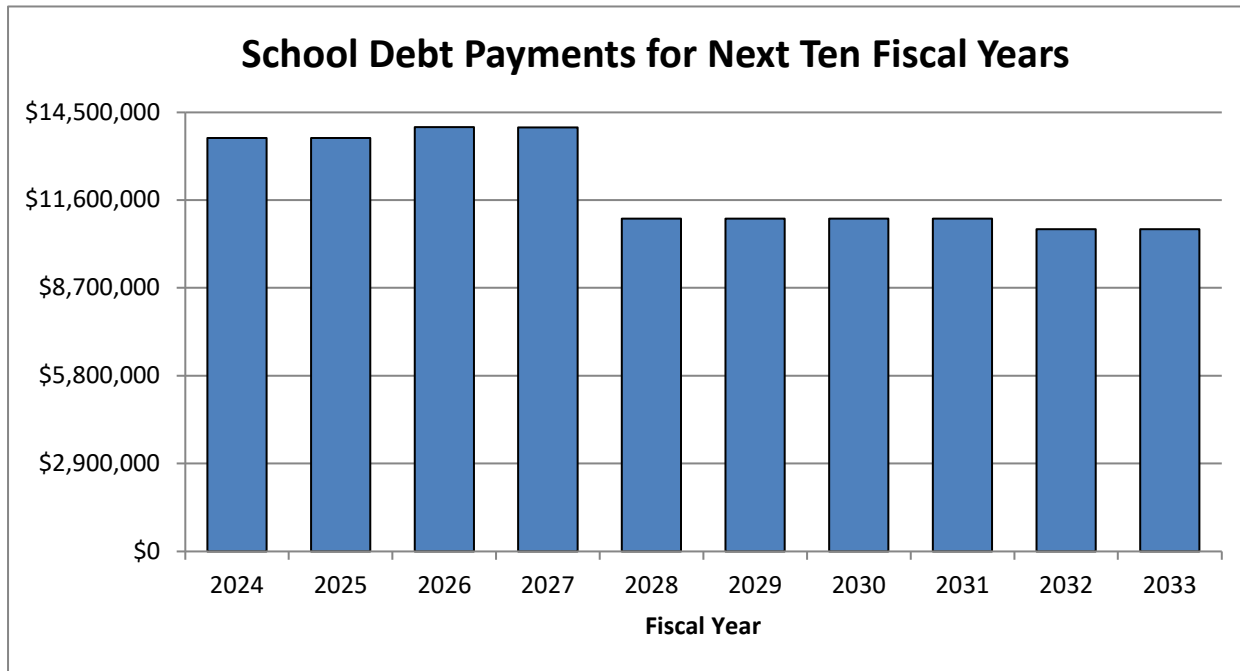
Note - Fiscal Year 2024 is the City Manager's proposed budget transfer.

Note - Capital funding included \$800,000, \$1,200,000, \$2,167,000 and \$2,300,000 in FY 2015, FY 2016, FY 2017 and FY 2022, respectively.



**CITY OF HARRISONBURG, VIRGINIA  
 GENERAL FUND SCHOOL DEBT PAYMENTS  
 FOR THE NEXT TEN FISCAL YEARS**

<b>Fiscal Year</b>	<b>Principal</b>	<b>Interest</b>	<b>Total</b>
2024	8,273,000	5,377,848	13,650,848
2025	8,683,500	4,961,498	13,644,998
2026	9,475,000	4,529,082	14,004,082
2027	9,919,000	4,080,456	13,999,456
2028	7,295,000	3,691,320	10,986,320
2029	7,601,000	3,378,338	10,979,338
2030	7,936,500	3,046,444	10,982,944
2031	8,306,500	2,681,178	10,987,678
2032	8,325,500	2,307,975	10,633,475
2033	8,704,500	1,926,679	10,631,179



## **GENERAL FUND REVENUES**

## GENERAL PROPERTY TAXES

General property taxes consist of taxes levied on real estate, personal property, mobile homes and machinery and tools. This revenue category also includes penalty, interest and other various fees collected that pertain to property taxes. General property taxes are projected to increase \$8.3 million (12.9%). An increase of \$0.03 to \$0.96 in the real estate tax rate is proposed. Due to an anticipated decrease in the assessed value of used vehicles, the personal property tax rate on vehicles is proposed to increase from \$3.15 to \$3.45.

The following table provides information on real estate and personal property rates for some comparable localities.

Real Estate Tax Rates		Personal Property Tax Rate	
Harrisonburg	\$0.93	Harrisonburg	\$3.15
Charlottesville	0.95	Charlottesville	4.20
Lynchburg	1.11	Lynchburg	3.80
Staunton	0.92	Staunton	2.90
Waynesboro	0.90	Waynesboro	2.62
Winchester	0.93	Winchester	4.80
Rockingham County	0.68	Rockingham County	2.65

Tax Rates are for Fiscal Year 2023.

### FY 2023-24 General Property Taxes Budget Highlights

- An increase in the real estate tax rate of \$0.03 is anticipated to provide an additional \$1.65 million in increased real estate tax revenue to fund the construction of the new high school.
- A 13.7% increase in projected real estate assessments is anticipated to provide an additional \$6.3 million in increased real estate tax revenue.

	FY 2023 Adopted	FY 2024 Proposed	FY 2024 Adopted	Increase (Decrease)	Percentage Change
Real estate	\$ 45,266,300	\$ 53,320,000	\$ -	\$ 8,053,700	17.79%
Personal property	14,621,600	14,793,600	-	172,000	1.18%
Public service corp	580,600	628,800	-	48,200	8.30%
Mobile homes	10,600	10,900	-	300	2.83%
Machinery and tools	2,961,500	2,932,300	-	(29,200)	-0.99%
Penalty and interest	335,000	380,000	-	45,000	13.43%
Other	95,500	95,500	-	-	0.00%
<b>Total</b>	<b>\$ 63,871,100</b>	<b>\$ 72,161,100</b>	<b>\$ -</b>	<b>\$ 8,290,000</b>	<b>12.98%</b>

## OTHER LOCAL TAXES

Other local taxes consist of local taxes generated from within the city other than general property taxes. The more significant tax revenue includes sales tax, restaurant food (meals) tax, business license tax, and hotel and motel (lodging) tax. Among these more significant categories, tax revenues have returned and actually exceeded their preCOVID-19 pandemic levels. No change in tax rates are being proposed. Other local taxes are projected to increase \$4.4 million (8.8%).

### FY 2023-24 Other Local Taxes Budget Highlights

- Sales tax revenue is projected to increase \$968,500 million (5.7%).
- Restaurant food (meals) tax revenue is projected to increase \$1.7 million (10.5%).
- Business license tax revenue is projected to increase \$971,400 (12.7%).
- Hotel and motel (lodging) tax revenue is projected to increase \$492,900 (15.1%).

	FY 2023 Adopted	FY 2024 Proposed	FY 2024 Adopted	Increase (Decrease)	Percentage Change
Sales tax	\$ 16,956,800	\$ 17,925,300	\$ -	\$ 968,500	5.71%
Restaurant food tax	16,007,300	17,690,500	-	1,683,200	10.52%
Business license tax	7,634,500	8,605,900	-	971,400	12.72%
Hotel and motel tax	3,274,100	3,767,000	-	492,900	15.05%
Consumer utility tax	1,811,400	1,839,700	-	28,300	1.56%
Bank stock tax	890,500	1,033,400	-	142,900	16.05%
Cigarette tax	459,200	420,800	-	(38,400)	-8.36%
Other	2,743,600	2,873,600	-	130,000	4.74%
<b>Total</b>	<b>\$ 49,777,400</b>	<b>\$ 54,156,200</b>	<b>\$ -</b>	<b>\$ 4,378,800</b>	<b>8.80%</b>

## PERMITS, FEES AND LICENSES

Permits, privilege fees and regulatory licenses consist mainly of various permit fees charged by the Department of Planning and Community Development. The more significant revenue includes building permit fees, electrical permit fees, mechanical permit fees and fees for the Virginia Stormwater Management Program (VSMP). Permits, fees and licenses are projected to remain unchanged. There are no anticipated changes in the various fee schedules.

### FY 2023-24 Permits, Fees and Licenses Budget Highlights

- All permit fees are projected to remain flat.

	FY 2023 Adopted	FY 2024 Proposed	FY 2024 Adopted	Increase (Decrease)	Percentage Change
Building permit fees	\$ 332,500	\$ 332,500	\$ -	\$ -	0.00%
Other permit fees	137,700	137,700	-	-	0.00%
VSMP fees	26,600	26,600	-	-	0.00%
Site plan review fees	11,400	11,400	-	-	0.00%
Animal licenses	4,000	4,000	-	-	0.00%
Other	65,750	65,750	-	-	0.00%
<b>Total</b>	<b>\$ 577,950</b>	<b>\$ 577,950</b>	<b>\$ -</b>	<b>\$ -</b>	<b>0.00%</b>

## FINES AND FORFEITURES

Fines and forfeitures consist mainly of various court fines, E-summons fee and parking fines. The most significant revenue item in this category is court fines. Fines and forfeitures are projected to decrease \$200,000 (41.2%).

### FY 2023-24 Fines and Forfeitures Budget Highlights

- Court fines are anticipated to decrease \$200,000 (50%).
- All other fines and forfeitures are projected to remain flat.

	FY 2023 Adopted	FY 2024 Proposed	FY 2024 Adopted	Increase (Decrease)	Percentage Change
Court fines	\$ 400,000	\$ 200,000	\$ -	\$ (200,000)	-50.00%
Parking fines	45,000	45,000	-	-	0.00%
E-summons fee	30,000	30,000	-	-	0.00%
Other	10,000	10,000	-	-	0.00%
<b>Total</b>	<b>\$ 485,000</b>	<b>\$ 285,000</b>	<b>\$ -</b>	<b>\$ (200,000)</b>	<b>-41.24%</b>

## USE OF MONEY AND PROPERTY

Use of money and property consists of investment revenue and revenue from the rental of property. Use of money and property is projected to increase \$2.9 million.

### FY 2023-24 Use of Money and Property Budget Highlights

- Investment revenue is estimated to increase \$2.9 million as the result of an increase in interest rates over the past 12 months.

	<u>FY 2023 Adopted</u>	<u>FY 2024 Proposed</u>	<u>FY 2024 Adopted</u>	<u>Increase (Decrease)</u>	<u>Percentage Change</u>
Investment revenue	\$ 80,000	\$ 2,985,000	\$ -	\$ 2,905,000	3631.25%
Rental of property	10,000	10,000	-	-	0.00%
Other	5,000	5,000	-	-	0.00%
<b>Total</b>	<u>\$ 95,000</u>	<u>\$ 3,000,000</u>	<u>\$ -</u>	<u>\$ 2,905,000</u>	<u>3057.89%</u>

## CHARGES FOR SERVICES

Charges for services consists of revenue charged for services provided by the city. The more significant revenue items include golf course fees and parks and recreation fees. Charges for services are projected to increase \$100,300 (6.9%).

### FY 2023-24 Charges for Services Budget Highlights

- Golf course fees have been trending up over the past 3 years as the demand for playing has increased and budgeted revenues are projected to increase \$80,300 (10.8%).
- Cost recovery provided by the Harrisonburg Rescue Squad is anticipated to increase \$20,000 (20%).

	FY 2023 Adopted	FY 2024 Proposed	FY 2024 Adopted	Increase (Decrease)	Percentage Change
Golf course	\$ 741,100	\$ 821,400	\$ -	\$ 80,300	10.84%
Parks and recreation	409,900	409,900	-	-	0.00%
Rescue service	100,000	120,000	-	20,000	20.00%
Parking	125,000	125,000	-	-	0.00%
Law enforcement	65,000	65,000	-	-	0.00%
Fire and rescue	9,500	9,500	-	-	0.00%
<b>Total</b>	<b>\$ 1,450,500</b>	<b>\$ 1,550,800</b>	<b>\$ -</b>	<b>\$ 100,300</b>	<b>6.91%</b>



## MISCELLANEOUS

Miscellaneous revenue consists mainly of the contribution from the Harrisonburg Electric Commission (HEC) and the contribution from James Madison University (JMU). Miscellaneous revenue is projected to increase \$21,225 (0.4%).

### FY 2023-24 Miscellaneous Budget Highlights

- The contribution from the HEC is anticipated to remain unchanged.
- Other miscellaneous revenue is projected to increase \$21,225 primarily from an increase in the estimated contribution from JMU.

	FY 2023 Adopted	FY 2024 Proposed	FY 2024 Adopted	Increase (Decrease)	Percentage Change
HEC contribution	\$ 5,200,000	\$ 5,200,000	\$ -	\$ -	0.00%
VPSA refunding	245,800	246,375	-	575	0.23%
JMU contribution	260,000	275,000	-	15,000	5.77%
Donations	20,000	20,000	-	-	0.00%
Other	221,350	227,000	-	5,650	2.55%
<b>Total</b>	<b>\$ 5,947,150</b>	<b>\$ 5,968,375</b>	<b>\$ -</b>	<b>\$ 21,225</b>	<b>0.36%</b>

## RECOVERED COSTS

Recovered costs consist of costs incurred by the city and subsequently reimbursed by another entity. This revenue consists of reimbursements from the Harrisonburg Redevelopment and Housing Authority (HRHA) and the Harrisonburg-Rockingham Community Services Board (CSB) for their share of debt service expenditures and other general costs recovered by the city. Recovered costs are projected to increase \$8,924 (1%).

### FY 2023-24 Recovered Costs Budget Highlights

- HRHA will reimburse the city \$616,850 for its participation in two previously issued bonds.
- CSB will reimburse the city \$162,123 for its share of the new CSB facility.

	FY 2023 Adopted	FY 2024 Proposed	FY 2024 Adopted	Increase (Decrease)	Percentage Change
Reimb-HRHA	\$ 608,100	\$ 616,850	\$ -	\$ 8,750	1.44%
Reimb-CSB	161,949	162,123	-	174	0.11%
Recovered costs	120,000	120,000	-	-	0.00%
Other	30,000	30,000	-	-	0.00%
<b>Total</b>	<b>\$ 920,049</b>	<b>\$ 928,973</b>	<b>\$ -</b>	<b>\$ 8,924</b>	<b>0.97%</b>

## STATE REVENUE

State revenue consists of various funding provided by the Commonwealth of Virginia or collected and remitted on the behalf of the city. State revenue includes categorical aid funding for highway maintenance and local police support as well as shared expenses for the Treasurer’s, Commissioner of the Revenue and Registrar’s offices. The state also collects and remits to the city the communications sales tax and a tax on rental cars. State revenue is projected to increase \$574,700 (5.4%).

### FY 2023-24 State Revenue Budget Highlights

- Highway and street maintenance funding is projected to increase \$330,300 (6.1%).
- Funding for local police support is projected to increase \$144,500 (9.9%).
- Communications sales tax revenue is projected to increase \$7,700 (0.7%). This revenue continues a declining trend that has taken place over the past ten years or more.
- The auto rental tax is projected to increase \$52,600 (13.4%).

	FY 2023 Adopted	FY 2024 Proposed	FY 2024 Adopted	Increase (Decrease)	Percentage Change
Highway maint.	\$ 5,461,100	\$ 5,791,400	\$ -	\$ 330,300	6.05%
Reimb-PPTRA	1,522,583	1,522,583	-	-	0.00%
Communications sales	1,095,900	1,103,600	-	7,700	0.70%
Police support	1,455,500	1,600,000	-	144,500	9.93%
Auto rental tax	393,200	445,800	-	52,600	13.38%
Shared services	385,000	412,000	-	27,000	7.01%
Fire programs funds	198,000	208,000	-	10,000	5.05%
Other	69,550	72,150	-	2,600	3.74%
<b>Total</b>	<b>\$ 10,580,833</b>	<b>\$ 11,155,533</b>	<b>\$ -</b>	<b>\$ 574,700</b>	<b>5.43%</b>

## FEDERAL REVENUE

Federal revenue is typically revenue received from grant funds that are to be used for specific purposes. Budgeted federal revenue consists mainly of a VSTOP grant awarded to the Police Department and a Community Paramedic grant awarded to the Fire Department. Federal revenue is projected to decrease \$7,200.

### FY 2023-24 Federal Revenue Budget Highlights

- The VSTOP (Violence Against Women) grant will remain unchanged.
- The three-year Community Paramedic grant awarded to the Fire Department remains unchanged.

	FY 2023 Adopted	FY 2024 Proposed	FY 2024 Adopted	Increase (Decrease)	Percentage Change
VSTOP Grant	\$ 40,000	\$ 40,000	\$ -	\$ -	0.00%
Comm Paramedic	200,466	200,466	-	-	0.00%
Other	62,200	55,000	-	(7,200)	-11.58%
<b>Total</b>	<b>\$ 302,666</b>	<b>\$ 295,466</b>	<b>\$ -</b>	<b>\$ (7,200)</b>	<b>-2.38%</b>

## TRANSFERS

Transfers consist of funds transferred from other city funds and is comprised mainly of transfers from the Water and Sewer Funds. Transfers will decrease \$2.6 million primarily from the current year’s School Fund transfer that will be transferred to the School Capital Projects Fund to fund construction costs of Rocktown High School.

### FY 2023-24 Transfers Budget Highlights

- The current year’s School Fund transfer in the amount of \$2.4 million has been redirected to the School Capital Projects Fund. This transfer was used in the current year’s budget to fund a portion of the debt service for Rocktown High School and allowed a more phased-in approach to the anticipated tax rate increases needed to fund the new high school.
- The transfer from the Public Transportation Fund to offset the cost of overhead provided by the general administration in the General Fund will decrease \$200,000. The transfer decrease is reflective of CARES Act and ARPA funding allocations provided for transit bus services by the FTA now having been spent down in the current year’s budget. CARES Act and ARPA funding allocations had funded 100% of net expenditures compared to the normal 50% FTA funding level.

	FY 2023 Adopted	FY 2024 Proposed	FY 2024 Adopted	Increase (Decrease)	Percentage Change
School Fund	\$ 2,400,000	\$ -	\$ -	\$ (2,400,000)	0.00%
Water Fund	923,400	923,400	-	-	0.00%
Sewer Fund	923,400	923,400	-	-	0.00%
Public Transp. Fund	360,000	160,000	-	(200,000)	-55.56%
Sanitation Fund	138,000	134,800	-	(3,200)	-2.32%
Stormwater Fund	22,500	29,000	-	6,500	28.89%
<b>Total</b>	<b>\$ 4,767,300</b>	<b>\$ 2,170,600</b>	<b>\$ -</b>	<b>\$ (2,596,700)</b>	<b>-54.47%</b>

## **GENERAL FUND EXPENDITURES**

## CITY COUNCIL (110111)

Harrisonburg is governed by a five-member City Council, who are elected for four-year staggered terms. This means that for one election cycle, three members are elected to Council for the next four years and two years later the other two members are elected to Council for the next four years. Council members are elected at-large, which means they each represent the entire city and not a specific district, ward, or area. The Mayor and Vice Mayor are chosen by the full Council at their reorganization meeting, which is held every two years in odd-numbered years on January 2, or the following day if the 2<sup>nd</sup> falls on a Sunday or a legal holiday. Council meetings are held on the second and fourth Tuesday of each month in the City Hall Council Chambers.

The City Clerk is responsible for recording the official minutes of City Council meetings, maintaining all records and documents pertaining to the affairs of the City, and performing such other duties as may be required by law or as the City Council may direct.

### FY 2023-24 City Council Budget Highlights

- The City Council budget has increased \$54,200 primarily from an increase in salaries for council members.
- The salaries for the City Clerk and City Council make up most of this budget.
- Dues and Memberships to entities, including the Virginia Municipal League and Virginia First Cities, represent the next highest spending category.
- Funding is also included for education, training and related expenditures for Council members and the City Clerk.

	<u>FY 2023</u> <u>Adopted</u>	<u>FY 2024</u> <u>Proposed</u>	<u>FY 2024</u> <u>Adopted</u>	<u>Increase</u> <u>(Decrease)</u>	<u>Percentage</u> <u>Change</u>
Total Budget	\$ 271,034	\$ 325,189	\$ -	\$ 54,155	19.98%

**CITY MANAGER (120111)**

The City Manager’s Office is responsible for leading an organization that is responsive to the directives and desires of the City Council and to the service needs of the citizens. The City Manager’s Office consists of the City Manager, Deputy City Manager, Assistant to the City Manager, Director of Communications, Housing Coordinator and an Administrative Specialist which is shared with the Department of Finance. The City Manager implements the policies of the City Council, directs business and administrative procedures, and appoints all department heads.

The Director of Communications is responsible for the internal and external communication material of the City, encourages civic and community engagement, leads the annual “Citizen’s Academy”, and serves as an information conduit on programs, services, issues, and policies.

**FY 2023-24 City Manager’s Office Budget Highlights**

- The budget represents a decrease of \$20,700 compared to the current budget.
- Full-year funding is provided for a Housing Coordinator.

	<u>FY 2023 Adopted</u>	<u>FY 2024 Proposed</u>	<u>FY 2024 Adopted</u>	<u>Increase (Decrease)</u>	<u>Percentage Change</u>
Total Budget	\$ 938,038	\$ 917,353	\$ -	\$ (20,685)	-2.21%



## CITY ATTORNEY (120411)

The City Attorney's Office consists of the City Attorney and Assistant City Attorney. This office is responsible for advising the City Council and other City officials with respect to the legal affairs of the town, defending the City against lawsuits, drafting all legal documents and proposed ordinances and resolutions for the City, reviewing all agreements, contracts, franchises, and other legal instruments on behalf of the City, attending all meetings of the City Council, performing such other duties as may be required by the office.

### FY 2023-24 City Attorney's Office Budget Highlights

- The City Attorney's Office budget has remained essentially unchanged.
- Funding is included for Dues and Memberships to the Virginia Local Government Attorney's Association.
- Funding is also provided for education, training, and related expenditures for the Attorneys.

	<u>FY 2023 Adopted</u>	<u>FY 2024 Proposed</u>	<u>FY 2024 Adopted</u>	<u>Increase (Decrease)</u>	<u>Percentage Change</u>
Total Budget	\$ 383,386	\$ 387,331	\$ -	\$ 3,945	1.03%

## HUMAN RESOURCES (120511)

The Human Resources Department oversees and coordinates the compensation and benefits program, recruitment, screening and selection of applicants, employee relations, and organizational development. The Department serves a City workforce of over 800 full-time, part-time, and temporary employees.

### FY 2023-24 Human Resources Budget Highlights

- The budget represents an increase of \$34,400 primarily from increased personnel and health insurance costs.
- Funding is provided for a full-time Compensation Analyst position to maintain the implemented pay study.
- Funding is also provided for education, training, DEI initiatives and related expenditures for the department.

	<u>FY 2023 Adopted</u>	<u>FY 2024 Proposed</u>	<u>FY 2024 Adopted</u>	<u>Increase (Decrease)</u>	<u>Percentage Change</u>
Total Budget	\$ 772,961	\$ 807,332	\$ -	\$ 34,371	4.45%

## INDEPENDENT AUDITOR (120811)

The Independent Auditor is a non-city, non-departmental entity that reviews and expresses opinions on the City's financial statements per the specifications of the Auditor of Public Accounts of the Commonwealth of Virginia as well as the Federal Government. This budget appropriates funding to pay for the General Fund's share of the Independent Auditor.

### FY 2023-24 Independent Auditor Budget Highlights

- This budget essentially remains unchanged.

	<u>FY 2023 Adopted</u>	<u>FY 2024 Proposed</u>	<u>FY 2024 Adopted</u>	<u>Increase (Decrease)</u>	<u>Percentage Change</u>
Total Budget	\$ 23,620	\$ 23,520	\$ -	\$ (100)	-0.42%

**COMMISSIONER OF REVENUE (120912, 121012, 121112)**

The Commissioner of Revenue is a constitutional office. Constitutional officers are directly elected by the voters for a term of four years and do not fall under the direct authority of City Council or the City Manager. The budgetary responsibility for the Commissioner includes the Commissioner’s office, Assessor (Real Estate office) office and the Board of Equalization.

Approximately 17% of the funding to operate the Commissioner’s Office is provided by the Commonwealth of Virginia, while the remaining 83% is provided by the City.

The Commissioner and Assessor’s duties include preparing real estate and personal property tax books and bills; assessing personal property, machinery and tools, merchants' capital, and some business taxes (like the business, professional, and occupational license tax); and assessing real estate. In addition, the commissioner serves a significant state function as a receiving point for state income tax forms.

The Board of Equalization is a three- to five-person board typically appointed by the circuit court to hear complaints about real estate assessments. The board may increase or decrease assessments.

**FY 2023-24 Commissioner of Revenue Budget Highlights**

- The Commissioner’s budget has decreased \$10,500 primarily from a decrease in personnel costs.

	<u>FY 2023 Adopted</u>	<u>FY 2024 Proposed</u>	<u>FY 2024 Adopted</u>	<u>Increase (Decrease)</u>	<u>Percentage Change</u>
Total Budget	\$ 598,392	\$ 587,890	\$ -	\$ (10,502)	-1.76%

- The Assessor’s budget has increased \$12,000 compared to the current budget primarily from increased health insurance costs and other minor operational costs.

	<u>FY 2023 Adopted</u>	<u>FY 2024 Proposed</u>	<u>FY 2024 Adopted</u>	<u>Increase (Decrease)</u>	<u>Percentage Change</u>
Total Budget	\$ 355,183	\$ 367,199	\$ -	\$ 12,016	3.38%

- The Board of Equalization budget has remained unchanged.

	<u>FY 2023 Adopted</u>	<u>FY 2024 Proposed</u>	<u>FY 2024 Adopted</u>	<u>Increase (Decrease)</u>	<u>Percentage Change</u>
Total Budget	\$ 3,300	\$ 3,300	\$ -	\$ -	0.00%

## TREASURER (121313)

The Treasurer's Office is also a constitutional office, with the Treasurer being directly elected by the voters for a term of four years. The Treasurer also does not fall under the direct authority of City Council or the City Manager. Approximately 18% of the funding to operate the Treasurer's Office is provided by the Commonwealth of Virginia, while the remaining 82% is provided by the City.

The Treasurer's office is charged with the collection, custody, deposit, and disbursement of city funds. The Treasurer furnishes a monthly account of receipts and expenditures and a statement of the treasurer's account to City Council. The treasurer also collects income tax for the state and reports on these accounts to the state comptroller.

### FY 2023-24 Treasurer Budget Highlights

- The budget has increased approximately \$15,600 primarily due to increased health insurance costs.

	<u>FY 2023 Adopted</u>	<u>FY 2024 Proposed</u>	<u>FY 2024 Adopted</u>	<u>Increase (Decrease)</u>	<u>Percentage Change</u>
Total Budget	\$ 786,940	\$ 802,560	\$ -	\$ 15,620	1.98%

## FINANCE (121511)

The Finance Department provides assistance to staff and elected officials in maintaining the City's overall financial stability through sound financial planning and management. It is responsible for the management of public funds and records in accordance with City ordinances, the Code of Virginia and other state and federal requirements. The Finance Department is also responsible for accounting, payroll, IRS W-2 and 1095 processing, audit report preparation, purchasing, risk management, administration property and liability insurance programs, administration of a multi-organization health insurance plan, debt management, investments, and budgeting.

### FY 2023-24 Finance Budget Highlights

- The Finance budget has increased by \$34,600 compared to the current year's budget primarily from increased personnel costs and health insurance costs.

	<u>FY 2023 Adopted</u>	<u>FY 2024 Proposed</u>	<u>FY 2024 Adopted</u>	<u>Increase (Decrease)</u>	<u>Percentage Change</u>
Total Budget	\$ 847,746	\$ 882,395	\$ -	\$ 34,649	4.09%

## INFORMATION TECHNOLOGY (122011)

The Information Technology Department provides technical and professional technology support to City staff, maintains, and secures the City's computer network and infrastructure, and oversees the City's telephone networks, cell phones, and computer software.

### FY 2023-24 Information Technology Budget Highlights

- This budget has decreased by approximately \$230,600 compared to the current year's budget primarily from a decrease in capital outlay and a dark fiber lease agreement has been recategorized to the Debt Service budget.
- Capital outlay includes \$57,000 for replacement servers and upgraded network security and \$40,000 for a replacement vehicle.

	<u>FY 2023 Adopted</u>	<u>FY 2024 Proposed</u>	<u>FY 2024 Adopted</u>	<u>Increase (Decrease)</u>	<u>Percentage Change</u>
Total Budget	\$ 2,704,880	\$ 2,474,281	\$ -	\$ (230,599)	-8.53%

## PURCHASING (122211)

Purchasing is a division of the Finance Department that oversees and audits all city purchases and payments for goods and services; prepares purchase orders; maintains vendor information; processes IRS 1099s and prepares or assists with the preparation of Requests for Proposals and Invitations to Bid. Staffing consists of a Procurement Manager and Procurement Specialist.

### FY 2023-24 Purchasing Budget Highlights

- The overall budget has increased \$6,300 compared to the current year.

	<u>FY 2023 Adopted</u>	<u>FY 2024 Proposed</u>	<u>FY 2024 Adopted</u>	<u>Increase (Decrease)</u>	<u>Percentage Change</u>
Total Budget	\$ 195,964	\$ 202,214	\$ -	\$ 6,250	3.19%



## ELECTORAL BOARD (130114)

The General Assembly, under the authority of the Constitution of Virginia, determines the state's election laws. Each county and city in the Commonwealth, however, has an independent Electoral Board that is responsible for the actual conduct of all federal, state, and local elections to public office within its jurisdiction. This Board is composed of three qualified voters of the locality who are appointed by the circuit court for three-year terms. Two members must be of the same political party as the incumbent governor. The third member must be of the political party that received the next highest number of votes in the gubernatorial election. The board also appoints the General Registrar, who is responsible for all voter registration matters. The general registrar serves for a four-year term.

The general registrar also:

- Manages the office of the general registrar.
- Serves as administrative officer for the electoral board.
- Follows local, state, and federal legislation that may impact voter registration or elections.
- Provides voter registration and election education to the public.
- Notifies voters of any changes in polling places or election districts.
- Checks candidates' petitions to determine the number of qualifying signatures on them.

### FY 2023-24 Electoral Board Budget Highlights

- This budget has increased \$153,500 due to a new proposed full-time position, an increase in poll worker costs and increased capital outlay.
- Funding is provided for a full-time Chief Deputy Registrar position.
- Capital outlay includes an additional required backup voting machine and replacement pollbook laptops.

		<u>FY 2023 Adopted</u>		<u>FY 2024 Proposed</u>		<u>FY 2024 Adopted</u>		<u>Increase (Decrease)</u>	<u>Percentage Change</u>
Total Budget	\$	281,282	\$	434,790	\$	-	\$	153,508	54.57%

**POLICE – ADMINISTRATION (310131)**

The Harrisonburg Police Department, consisting of 112 full-time sworn officers, 21 full-time civilian employees and various part-time and auxiliary officers, is committed to enhancing the safety and quality of life in Harrisonburg. The Department is organized into the following five divisions for budget administration purposes: Administration, Operations, Criminal Investigations, Special Operations, and Grants.

The Department works cooperatively with the community within the framework of the law to preserve peace, reduce fear, and to provide a safe living and working environment.

The Administration Division includes the Police Chief, who is responsible for the oversight and management of all divisions and Senior Command Staff.

**FY 2023-24 Police Administration Budget Highlights**

- This budget has increased \$195,800 over the current year’s budget primarily due to the purchase of additional patrol vehicles, higher fleet maintenance costs and increased health insurance.
- A Lieutenant position and the respective operating costs have been transferred to the Operations division.
- Funding is provided for a full-time Outreach and Communications Specialist position.
- Capital outlay in the amount of \$337,580 includes the replacement of four patrol vehicles, the replacement of protective vests and the replacement of various servers and computers.

	<u>FY 2023 Adopted</u>	<u>FY 2024 Proposed</u>	<u>FY 2024 Adopted</u>	<u>Increase (Decrease)</u>	<u>Percentage Change</u>
Total Budget	\$ 4,397,294	\$ 4,593,135	\$ -	\$ 195,841	4.45%

**POLICE – OPERATIONS (310231)**

The Operations Division is the largest expenditure category of the total Police Department budget. Operations staff respond on a 24/7 basis to calls for service from the public. It is comprised of four patrol squads and a power shift.

**FY 2023-24 Police Operations Budget Highlights**

- This budget has increased \$698,600 compared to the current budget primarily due to positions reorganized from other budget divisions and increased health insurance costs.
- Two Lieutenant positions and the respective operating costs have been transferred one from the Administration division and one from the Criminal Investigation division.
- Capital outlay includes funding for protective vests radio equipment replacements and a replacement canine.

	<u>FY 2023</u> <u>Adopted</u>	<u>FY 2024</u> <u>Proposed</u>	<u>FY 2024</u> <u>Adopted</u>	<u>Increase</u> <u>(Decrease)</u>	<u>Percentage</u> <u>Change</u>
Total Budget	\$ 5,531,681	\$ 6,230,302	\$ -	\$ 698,621	12.63%

**POLICE – CRIMINAL INVESTIGATIONS (310331)**

The Criminal Investigations Division responsibilities include the investigation of violent crimes, major property crimes and other investigations which require a degree of specialized investigative approach. Each investigator has specialized training in areas such as sex crimes, crimes involving children, fraud, and computer crimes. The investigators utilize, and coordinate many local, state, and federal resources in their investigative efforts, and work closely with the Office of the Commonwealth Attorney for the administration of justice.

**FY 2023-24 Police Criminal Investigations Budget Highlights**

- The budget shows an increase of approximately \$13,500 compared to the current budget primarily due to increased health insurance costs.
- The Crime Analyst position has been transferred from the Special Operations division, while a Lieutenant position has been transferred to the Operations division.

	<u>FY 2023 Adopted</u>	<u>FY 2024 Proposed</u>	<u>FY 2024 Adopted</u>	<u>Increase (Decrease)</u>	<u>Percentage Change</u>
Total Budget	\$ 2,019,325	\$ 2,032,866	\$ -	\$ 13,541	0.67%

**POLICE – SPECIAL OPERATIONS (310631)**

The Special Operations Division encompasses various duties including the Traffic Unit and the Parking Enforcement Unit. Other duties include the Accident Reconstruction Team, Civil Disturbance Unit, Negotiations Unit, SWAT, Auxiliary Police Unit, School Crossing Guards, Special Events and the Victim Services Liaison Unit.

**FY 2023-24 Police Special Operations Budget Highlights**

- This budget has decreased \$408,900 over the current year’s budget primarily due to positions reorganized to other budget divisions.
- The K9 unit, which included four Police Officer positions, and the respective operating costs have been transferred to the Operations division.
- The Crime Analyst position has been transferred to the Criminal Investigations division.
- Capital outlay includes funding for replacement protective vests.

	<u>FY 2023 Adopted</u>	<u>FY 2024 Proposed</u>	<u>FY 2024 Adopted</u>	<u>Increase (Decrease)</u>	<u>Percentage Change</u>
Total Budget	\$ 2,161,953	\$ 1,753,068	\$ -	\$ (408,885)	-18.91%

**POLICE – GRANTS (310731)**

The Grants Division more effectively and efficiently manages the various grant-funded positions and programs that are implemented by HPD.

**FY 2023-24 Police Grants Budget Highlights**

- The budget has remained essentially unchanged.
- This budget mainly includes costs associated with the VSTOP (Violence Against Women Act) grant.

	<u>FY 2023 Adopted</u>	<u>FY 2024 Proposed</u>	<u>FY 2024 Adopted</u>	<u>Increase (Decrease)</u>	<u>Percentage Change</u>
Total Budget	\$ 86,512	\$ 87,176	\$ -	\$ 664	0.77%

**FIRE – ADMINISTRATION (320132)**

The Harrisonburg Fire Department, consisting of 89 full and part-time employees plus numerous part-time firefighters, is committed to public safety and the reduction of loss of life and property within the City and surrounding areas. The Fire Department is organized into the following divisions for budget administration purposes: Administration, Suppression, Prevention, Training, Emergency Management, and Community Paramedic. The Department has four stations strategically located throughout the City.

The Administration Division includes the Fire Chief, who is responsible for the oversight and management of all divisions, and Senior Command staff.

**FY 2023-24 Fire Administration Budget Highlights**

- This budget has increased \$61,500 compared to the current fiscal year. This is primarily from increased personnel costs and increased capital outlay.
- Capital outlay includes \$33,000 for replacement computers.

	<u>FY 2023 Adopted</u>	<u>FY 2024 Proposed</u>	<u>FY 2024 Adopted</u>	<u>Increase (Decrease)</u>	<u>Percentage Change</u>
Total Budget	\$ 1,102,845	\$ 1,164,375	\$ -	\$ 61,530	5.58%

**FIRE – SUPPRESSION (320232)**

The Fire Suppression Division is the largest area of expense for the fire department, consisting of most of the firefighting personnel and emergency service first responders.

**FY 2023-24 Fire Suppression Budget Highlights**

- The budget has decreased \$112,400 compared to the current year’s budget primarily from a decrease in capital outlay.
- Funding is included to purchase turn out gear for personnel that will be stationed at the new Station 5.
- Capital outlay includes \$1.2 million for the purchase a replacement fire engine, \$208,000 to administer funding provided by the state’s Department of Fire Programs funds, \$320,000 for the replacement of four support vehicles, and \$150,000 for equipment for two new fire engines and other various fire equipment.

	<u>FY 2023 Adopted</u>	<u>FY 2024 Proposed</u>	<u>FY 2024 Adopted</u>	<u>Increase (Decrease)</u>	<u>Percentage Change</u>
Total Budget	\$ 10,020,324	\$ 9,907,887	\$ -	\$ (112,437)	-1.12%



## FIRE – PREVENTION (320332)

The Fire Prevention Division is responsible for three areas: education, inspections, and investigations. Public education further includes campus fire safety, recreational fires, kitchen fires and stove top fire stops, outdoor fire safety and fireworks. Fire code enforcement additionally encompasses nightclub inspections, fireworks in the City, and KNOX® Box Requirements. This division also includes the child safety seat program that focuses on the reduction of accidents involving children. Over 1,400 child safety seats are installed each year.

### FY 2023-24 Fire Prevention Budget Highlights

- The Fire Prevention budget has increased \$43,300 primarily from increased personnel costs.
- The “Annual Smoke Alarm Check and Free Pizza Night” is included in this division.

	<u>FY 2023 Adopted</u>	<u>FY 2024 Proposed</u>	<u>FY 2024 Adopted</u>	<u>Increase (Decrease)</u>	<u>Percentage Change</u>
Total Budget	\$ 806,770	\$ 850,055	\$ -	\$ 43,285	5.37%

**FIRE – TRAINING (320432)**

The Fire Training Division is responsible for coordinating and implementing the ongoing training requirements for HFD personnel.

**FY 2023-24 Fire Training Budget Highlights**

- The budget for the Fire Training Division has increased \$12,700 due to increased health insurance costs.

	<u>FY 2023 Adopted</u>	<u>FY 2024 Proposed</u>	<u>FY 2024 Adopted</u>	<u>Increase (Decrease)</u>	<u>Percentage Change</u>
Total Budget	\$ 315,992	\$ 328,705	\$ -	\$ 12,713	4.02%

### COURT APPOINTED ATTORNEY (330231)

The Court Appointed division is a budget account that only funds the City's share of Court appointed attorney costs. This separate division is required by the State Auditor of Public Accounts.

#### FY 2023-24 Court Appointed Attorney Budget Highlights

- This budget remains unchanged compared to the current year's budget.

	<u>FY 2023 Adopted</u>	<u>FY 2024 Proposed</u>	<u>FY 2024 Adopted</u>	<u>Increase (Decrease)</u>	<u>Percentage Change</u>
Total Budget	\$ 60,000	\$ 60,000	\$ -	\$ -	0.00%

## REGIONAL JUVENILE DETENTION (330511)

The Regional Juvenile Detention budget provides funding for the City's costs associated with being a member of the Shenandoah Valley Juvenile Commission (SVJC). Membership in the SVJC includes the Counties of Augusta, Rockingham and Rockbridge and the Cities of Staunton, Waynesboro, and Lexington. Funding for this budget division pays the City's share of operating costs and debt service of the SVJC.

### FY 2023-24 Regional Juvenile Detention Budget Highlights

- This budget has increased \$37,600 from the current year's budget.

	<u>FY 2023 Adopted</u>	<u>FY 2024 Proposed</u>	<u>FY 2024 Adopted</u>	<u>Increase (Decrease)</u>	<u>Percentage Change</u>
Total Budget	\$ 196,030	\$ 233,639	\$ -	\$ 37,609	19.19%

## REGIONAL JAIL (330711)

The Regional Jail budget provides funding for the City's costs associated with being a member of the Middle River Regional Jail (MRRJ). The City joined the MRRJ as a 50-50 partner with Rockingham County. Other Authority members include the County of Augusta and the Cities of Staunton and Waynesboro. Funding for this budget division pays the City's share of operating costs, debt service, and a ten-year "buy-in" amount that was negotiated as part of the City and County joining the Authority.

### FY 2023-24 Regional Jail Budget Highlights

- This budget shows a decrease of approximately \$243,700 as the city's overall percentage share has decreased from 14.55% to 12.9%.

	<u>FY 2023 Adopted</u>	<u>FY 2024 Proposed</u>	<u>FY 2024 Adopted</u>	<u>Increase (Decrease)</u>	<u>Percentage Change</u>
Total Budget	\$ 3,179,177	\$ 2,935,444	\$ -	\$ (243,733)	-7.67%

**BUILDING INSPECTION (340121)**

Building Inspection is a division of the Department of Community Development. This division performs building plan review, permitting, and inspections for all permitted new construction and remodeling as well as provides general building code interpretation for the public. The division implements the Virginia Uniform Statewide Building Code along with International Codes.

**FY 2023-24 Building Inspection Budget Highlights**

- The budget has remained relatively unchanged.

	<u>FY 2023 Adopted</u>	<u>FY 2024 Proposed</u>	<u>FY 2024 Adopted</u>	<u>Increase (Decrease)</u>	<u>Percentage Change</u>
Total Budget	\$ 1,080,534	\$ 1,078,469	\$ -	\$ (2,065)	-0.19%

## ANIMAL CONTROL (350131)

Animal Control is a sub-unit of the Police Department’s Special Operations division. This unit is responsible for enforcing the Virginia Comprehensive Animal Laws, as well as the local ordinances relating to domestic animals. It identifies public safety issues and works directly with the community on animal and pet care issues. The Animal Control Officer acts as a liaison to and with the Rockingham-Harrisonburg SPCA. This division includes a cross-trained patrol officer who also serves as an assistant animal control officer.

### FY 2023-24 Animal Control Budget Highlights

- The Animal Control budget has increased approximately \$6,500 primarily from increased health insurance costs.

	<u>FY 2023 Adopted</u>	<u>FY 2024 Proposed</u>	<u>FY 2024 Adopted</u>	<u>Increase (Decrease)</u>	<u>Percentage Change</u>
Total Budget	\$ 153,090	\$ 159,549	\$ -	\$ 6,459	4.22%

### ANIMAL CONTROL – SPCA (350511)

The City and Rockingham County contracts with the Rockingham-Harrisonburg SPCA (SPCA) for animal sheltering services. The SPCA provides sheltering and adoption services for homeless animals, focuses on reducing pet overpopulation, and provides resources to improve the lives of animals. Their vision is to be a leader in animal welfare that empowers the community to treat animals with kindness and respect.

#### FY 2023-24 Animal Control - SPCA Budget Highlights

- The Animal Control – SPCA budget has decreased approximately \$31,300 primarily due to a decrease in capital outlay for a HVAC project that was included in the current year budget request.

	<u>FY 2023 Adopted</u>	<u>FY 2024 Proposed</u>	<u>FY 2024 Adopted</u>	<u>Increase (Decrease)</u>	<u>Percentage Change</u>
Total Budget	\$ 463,632	\$ 432,306	\$ -	\$ (31,326)	-6.76%



## EMERGENCY MANAGEMENT (350532)

The Emergency Management budget includes those expenses related to the public safety planning and response to large scale events such as public health outbreaks, snowstorms and natural disasters. This budget is also used to obtain and disperse grant funding such as State and Federal hazardous materials, technical rescue, and emergency medical services grants and pass-through funds.

### FY 2023-24 Emergency Services Budget Highlights

- The Emergency Management budget has increased \$116,400 primarily due to full-year funding for an Emergency Management Program Assistant position approved in the current year budget and an increase in the purchase of hazmat supplies and capital outlay.
- Includes funding for hazardous materials supplies including calibration gas, absorbent material, and testing equipment and the Automated External Defibrillator (AED) maintenance program.
- Capital outlay includes \$25,000 for the purchase of a replacement drone.

		<u>FY 2023 Adopted</u>		<u>FY 2024 Proposed</u>		<u>FY 2024 Adopted</u>		<u>Increase (Decrease)</u>	<u>Percentage Change</u>
Total Budget	\$	156,481	\$	272,898	\$	-	\$	116,417	74.40%

## COMMUNITY PARAMEDIC (350932)

The Community Paramedic budget is funded through a Department of Justice (DOJ) grant. The grant is a three-year \$600,000 program designed to help bridge the gap between access to primary care services and the needs of the community, the extension of acute and primary care providers, and mental health (including substance use dependence) resources that are made available by specially trained paramedics.

### FY 2023-24 Community Paramedic Budget Highlights

- This budget remains essentially unchanged.
- Funding is provided for two full-time and one part-time Community Paramedic.
- \$200,466 in first-year grant funding will be provided by the DOJ.

	<u>FY 2023 Adopted</u>	<u>FY 2024 Proposed</u>	<u>FY 2024 Adopted</u>	<u>Increase (Decrease)</u>	<u>Percentage Change</u>
Total Budget	\$ 214,931	\$ 214,282	\$ -	\$ (649)	-0.30%

## PUBLIC SAFETY BUILDING (360241)

The Public Safety Building budget is a division of the Public Works Department which provides funding for the operation and maintenance of the Public Safety Building, which currently houses Police, Fire, and the Harrisonburg-Rockingham Emergency Communications Center.

### FY 2023-24 Public Safety Building Budget Highlights

- The budget for the Public Safety Building reflects an increase of \$34,500.
- Capital outlay includes \$41,000 for backup chiller and hot water pumps for the HVAC system and for miscellaneous building repairs.

	<u>FY 2023 Adopted</u>	<u>FY 2024 Proposed</u>	<u>FY 2024 Adopted</u>	<u>Increase (Decrease)</u>	<u>Percentage Change</u>
Total Budget	\$ 408,730	\$ 443,188	\$ -	\$ 34,458	8.43%

## GENERAL ENGINEERING (410121)

General Engineering is a division of the Department of Planning and Community Development. This division is responsible for administering the City’s engineered comprehensive site plan review process, erosion and sediment control regulations, and stormwater management requirements relative to site development. The division also provides professional services in support of other City departments in the areas of engineering and surveying. Among other functions, the division implements the Design and Construction Standards Manual, the Erosion and Sedimentation Control Ordinance, and the Stormwater Management Ordinance.

### FY 2023-24 General Engineering Budget Highlights

- The budget for General Engineering has increased \$20,300 compared to the current budget primarily from increased health insurance costs.

	<u>FY 2023 Adopted</u>	<u>FY 2024 Proposed</u>	<u>FY 2024 Adopted</u>	<u>Increase (Decrease)</u>	<u>Percentage Change</u>
Total Budget	\$ 867,034	\$ 887,377	\$ -	\$ 20,343	2.35%

**PUBLIC WORKS - ADMINISTRATION (410141)**

The Administration Division includes the Director of Public Works, who is responsible for the oversight and management of all divisions, senior staff and the construction inspection program. This budget division provides general oversight of the planning, design, and inspection of projects for street improvements including bridge repair and replacement, major highway improvement projects, stormwater management, facility maintenance, and bicycle/pedestrian facilities.

**FY 2023-24 Public Works Administration Budget Highlights**

- The budget for Public Works Administration has increased \$40,300 (2.3%) compared to the current year’s budget primarily from increased capital outlay and health insurance.
- Capital outlay includes funding for replacement computers.

	<u>FY 2023 Adopted</u>	<u>FY 2024 Proposed</u>	<u>FY 2024 Adopted</u>	<u>Increase (Decrease)</u>	<u>Percentage Change</u>
Total Budget	\$ 1,734,403	\$ 1,774,658	\$ -	\$ 40,255	2.32%

**PUBLIC WORKS - HIGHWAY AND STREET MAINTENANCE (410241)**

Highway and Street Maintenance is a division of the Department of Public Works. This division is responsible for the maintenance of a transportation network that encompasses over 333 lane miles of streets throughout the City, 70 miles of sidewalk, over 95 miles of curb and gutter, and 38 drainage structures (bridges and box culverts).

**FY 2023-24 Highway and Street Maintenance Budget Highlights**

- The Highway and Street Maintenance budget has increased by \$87,700 primarily from increased health insurance, fleet maintenance costs and capital outlay.
- Capital outlay includes \$150,000 for sidewalks and \$95,000 for a replacement dump truck.
- Funding is also included for continued paving and bridge maintenance.

	<u>FY 2023 Adopted</u>	<u>FY 2024 Proposed</u>	<u>FY 2024 Adopted</u>	<u>Increase (Decrease)</u>	<u>Percentage Change</u>
Total Budget	\$ 4,898,257	\$ 4,985,944	\$ -	\$ 87,687	1.79%

## PUBLIC WORKS - STREET LIGHTS (410441)

Street Lights are a budget division of the Department of Public Works. This division consists of funding to pay for the provision of street lighting throughout the City. This service is provided in conjunction with Harrisonburg Electric Commission (HEC). HEC provides installation and maintenance and is then reimbursed for this work through this division. In total the City has a network of over 3,200 street lights.

### FY 2023-24 Street Lights Budget Highlights

- This budget has remained unchanged.

	<u>FY 2023 Adopted</u>	<u>FY 2024 Proposed</u>	<u>FY 2024 Adopted</u>	<u>Increase (Decrease)</u>	<u>Percentage Change</u>
Total Budget	\$ 559,703	\$ 560,063	\$ -	\$ 360	0.06%

**PUBLIC WORKS – SNOW AND ICE REMOVAL (410541)**

Snow and Ice Removal is a division of the Department of Public Works. This division exists for funding purposes only. Department-wide equipment, staffing and operations charges are applied to this budget when the City is experiencing inclement weather conditions. There are no public works employees who work solely in snow and ice removal. Costs for this division include staffing, operations and maintenance costs, materials and supplies, equipment, contracted services, and insurance. More than 60 employees and nearly 30 pieces of snow removal equipment are used throughout the City during snow and ice events.

**FY 2023-24 Snow and Ice Removal Budget Highlights**

- The budget will decrease approximately \$22,400 compared to the current year’s budget primarily from decreased capital outlay.
- Capital outlay funding is provided for one replacement salt spreader and one replacement dump bed.

	<u>FY 2023 Adopted</u>	<u>FY 2024 Proposed</u>	<u>FY 2024 Adopted</u>	<u>Increase (Decrease)</u>	<u>Percentage Change</u>
Total Budget	\$ 341,941	\$ 319,565	\$ -	\$ (22,376)	-6.54%



**PUBLIC WORKS – TRAFFIC ENGINEERING (410741)**

Traffic Engineering is a division of the Department of Public Works. This division is responsible for installation and maintenance of traffic signals. Currently there are 88 signalized intersections in the City. This division also maintains all the traffic control signals along the travel ways and provides installation and maintenance of all pavement markings (striping) for street and parking areas.

**FY 2023-24 Traffic Engineering Budget Highlights**

- This budget has increased \$21,500 as compared to the current fiscal year primarily due to increased health insurance costs.
- Funding is included for an additional full-time Transportation Planner position.
- Funding in the amount of \$100,000 is included for the Chicago Avenue/Waterman Drive small area study.
- Capital outlay includes \$135,000 for traffic management equipment, traffic signal communications upgrades and traffic signal battery replacements.

	<u>FY 2023 Adopted</u>	<u>FY 2024 Proposed</u>	<u>FY 2024 Adopted</u>	<u>Increase (Decrease)</u>	<u>Percentage Change</u>
Total Budget	\$ 1,824,936	\$ 1,846,439	\$ -	\$ 21,503	1.18%

**PUBLIC WORKS – HIGHWAY & STREET BEAUTIFICATION (410841)**

Highway and Street Beautification is a division of the Department of Public Works. This division is responsible for maintaining nearly 200 acres of public right of way (green space) that requires mowing and routine maintenance.

**FY 2023-24 Highway and Street Beautification Budget Highlights**

- This budget has increased approximately \$92,800 compared to the current budget primarily from personnel costs associated with the addition of a full-time Technician position and increased health insurance.

	<u>FY 2023 Adopted</u>	<u>FY 2024 Proposed</u>	<u>FY 2024 Adopted</u>	<u>Increase (Decrease)</u>	<u>Percentage Change</u>
Total Budget	\$ 653,205	\$ 746,037	\$ -	\$ 92,832	14.21%

## PUBLIC WORKS – DOWNTOWN PARKING MAINTENANCE (410941)

Downtown Parking Maintenance is a division of the Department of Public Works. This division is responsible for the maintenance of all city-owned downtown parking spaces including parking decks and parking lots.

### FY 2023-24 Downtown Parking Maintenance Budget Highlights

- This budget has increased by \$122,100 compared to the current budget primarily due to capital outlay.
- Capital outlay includes \$125,000 for improvements to the Mason Street/Elizabeth Street parking lot.

	<u>FY 2023 Adopted</u>	<u>FY 2024 Proposed</u>	<u>FY 2024 Adopted</u>	<u>Increase (Decrease)</u>	<u>Percentage Change</u>
Total Budget	\$ 143,727	\$ 265,844	\$ -	\$ 122,117	84.96%

## PUBLIC WORKS – STREET AND ROAD CLEANING (420241)

Street and Road Cleaning is a division of the Department of Public Works. This division is responsible for all publicly maintained streets, parking lots, trails, and sidewalks. This division maintains two mechanical street sweepers for street cleaning and one smaller sweeper for cleaning downtown. Street cleaning also provides fall leaf collection for the City.

### FY 2023-24 Street and Road Cleaning Budget Highlights

- This budget reflects a \$15,100 decrease compared to the current year's budget.

	<u>FY 2023 Adopted</u>	<u>FY 2024 Proposed</u>	<u>FY 2024 Adopted</u>	<u>Increase (Decrease)</u>	<u>Percentage Change</u>
Total Budget	\$ 437,014	\$ 421,932	\$ -	\$ (15,082)	-3.45%

## GENERAL PROPERTIES (430241)

General Properties is a division of the Public Works Department. This division is primarily responsible for the care and maintenance of City Hall and other city-owned facilities as required. This department also includes utility costs and service contracts which include elevator maintenance, HVAC maintenance, and security systems for City Hall.

### FY 2023-24 General Properties Budget Highlights

- The budget has increased \$112,400 compared to the current year's budget due primarily from funding provided for various sustainability related studies.
- Funding in the amount of \$145,000 is provided for a Greenhouse Gas Inventory, City Building Energy Audit and a Solar Implementation Plan.
- Funding for a full-time Custodian position is included in the budget.

	<u>FY 2023 Adopted</u>	<u>FY 2024 Proposed</u>	<u>FY 2024 Adopted</u>	<u>Increase (Decrease)</u>	<u>Percentage Change</u>
Total Budget	\$ 496,975	\$ 609,334	\$ -	\$ 112,359	22.61%

## SHELTER FACILITY (430641)

Shelter Facility is a division of the Public Works Department. This division is primarily responsible for the care and maintenance of the Homeless Services Center. This budget includes utility costs and service contracts which include elevator maintenance, HVAC maintenance, and security systems.

### FY 2023-24 Shelter Facility Budget Highlights

- The Shelter Facility division budget is new and initially includes estimates of the planned operating costs of the facility. The initial budget is set at \$100,000.

	<u>FY 2023 Adopted</u>	<u>FY 2024 Proposed</u>	<u>FY 2024 Adopted</u>	<u>Increase (Decrease)</u>	<u>Percentage Change</u>
Total Budget	\$ -	\$ 100,000	\$ -	\$ 100,000	#DIV/0!

**HEALTH DEPARTMENT (510111)**

The Virginia Code requires every city and county to have a local health department. The local governing body may contract with the State Board of Health to administer the health services mandated by the Board. The state health commissioner appoints the local director. The director and staff are state employees. The contract specifies the amount of state and local funding to support the provision of required health services. Most Virginia cities and counties operate under this model, and most of these districts are regional. Harrisonburg is part of the Central Shenandoah Health District.

**FY 2023-24 Health Department Budget Highlights**

- The budget for the Health Department reflects a decrease of approximately \$30,800. This reflects a decrease in the City’s percentage funding share of the Health Department.

	<u>FY 2023 Adopted</u>	<u>FY 2024 Proposed</u>	<u>FY 2024 Adopted</u>	<u>Increase (Decrease)</u>	<u>Percentage Change</u>
Total Budget	\$ 344,180	\$ 313,410	\$ -	\$ (30,770)	-8.94%

**COMMUNITY SERVICES BOARD (520511)**

Community Services Boards (CSBs) or Behavioral Health Authorities (BHAs) carry out a system of community-based services, collectively known as behavioral health services (mental health, mental retardation, and substance abuse services) that are mandated by the Commonwealth. A CSB may serve one locality or a combination of localities. Harrisonburg and Rockingham County share a CSB. The local CSB operates independently of the City and County but receives funding from both. Both City Council and the Board of Supervisors appoint CSB board members. CSB funding comes from a combination of federal, state, and local funds. Funding amounts are established through an annual performance contract between the localities, the CSB and the Commonwealth.

**FY 2023-24 Community Services Board Budget Highlights**

- The budget for the Community Services Board has increased \$165,000 compared to the current year’s budget primarily due to an increase in personnel costs.
- Debt service for the CSB’s new facilities project in the amount of \$486,000 is included within the city’s Debt Service budget department. The CSB reimburses the City approximately \$162,000 for the debt service payment.

	<u>FY 2023 Adopted</u>	<u>FY 2024 Proposed</u>	<u>FY 2024 Adopted</u>	<u>Increase (Decrease)</u>	<u>Percentage Change</u>
Total Budget	\$ 1,020,773	\$ 1,185,773	\$ -	\$ 165,000	16.16%



**TAX RELIEF FOR THE ELDERLY & DISABLED VETERANS (530611)**

Virginia law allows for localities to grant real estate and personal property tax relief to the elderly (at least 65 years old) and disabled veterans. An application must be submitted annually to the Commissioner of Revenue to claim the exemption. The Treasurer is required to enclose a written notice, in each real estate tax bill, of the terms and conditions of tax exemption and employ any other reasonable means necessary to notify residents of the tax exemption program.

**FY 2023-24 Tax Relief for the Elderly & Disabled Veterans Budget Highlights**

- The budget for Tax Relief has increased \$113,000 compared to the current budget based on the projected cost of the current program due to the new revised tax relief for the elderly ordinance.

	<u>FY 2023 Adopted</u>	<u>FY 2024 Proposed</u>	<u>FY 2024 Adopted</u>	<u>Increase (Decrease)</u>	<u>Percentage Change</u>
Total Budget	\$ 147,000	\$ 260,000	\$ -	\$ 113,000	76.87%

**PARKS AND RECREATION – ADMINISTRATION (710171)**

The Parks and Recreation Administration provides leadership, development of short and long-range goals and plans as well as department logistics such as payroll and payment of obligations. Administration also assists with individual program areas and divisions across the department.

**FY 2023-24 Parks and Recreation Administration Budget Highlights**

- The budget has increased \$61,800 primarily from an increase in service contracts and health insurance costs.
- Capital outlay includes \$28,400 for computer and server replacements.

	<u>FY 2023 Adopted</u>	<u>FY 2024 Proposed</u>	<u>FY 2024 Adopted</u>	<u>Increase (Decrease)</u>	<u>Percentage Change</u>
Total Budget	\$ 712,561	\$ 774,390	\$ -	\$ 61,829	8.68%

**PARKS AND RECREATION – PARK MAINTENANCE (710271)**

The Park Maintenance division provides a comprehensive program of park and facility maintenance services in a clean and safe manner for the maximum use and enjoyment of the community. The division maintains over 363 acres that include 20 parks and facilities, seven playgrounds, 27 picnic shelters, seven outdoor restroom facilities, various athletic fields, a 21-hole disc golf course, four pickleball courts, two Futsal courts and over six miles of fitness trails.

**FY 2023-24 Park Maintenance Budget Highlights**

- The Parks Maintenance division’s budget has decreased \$132,700 primarily from a decrease in capital outlay. This decrease is offset though by an increase in fleet maintenance costs and health insurance.
- Funding is included for an additional full-time Park Technician position and an addition Park Crew Member – Custodial position.
- Capital outlay includes \$20,000 for wood fiber ground cover at various playgrounds.

	<u>FY 2023 Adopted</u>	<u>FY 2024 Proposed</u>	<u>FY 2024 Adopted</u>	<u>Increase (Decrease)</u>	<u>Percentage Change</u>
Total Budget	\$ 1,558,329	\$ 1,425,610	\$ -	\$ (132,719)	-8.52%

**PARKS AND RECREATION – FIELD MAINTENANCE (710371)**

The Field Maintenance division provides a comprehensive program of field and turf maintenance services in accordance with established standards and best practices for parks and recreational facilities. The goal of this division is to ensure safety and the playability of turf fields as well as their sustainability in the face of increased usage and to enhance their attractiveness for potential tournament play. Efforts are focused on athletic facilities at Purcell Park, Ralph Sampson Park, Ramblewood Park and the Smithland Road Sports Complex.

**FY 2023-24 Field Maintenance Budget Highlights**

- The Field Maintenance division budget has increased \$10,900 primarily due to increased personnel and health insurance costs.

	<u>FY 2023 Adopted</u>	<u>FY 2024 Proposed</u>	<u>FY 2024 Adopted</u>	<u>Increase (Decrease)</u>	<u>Percentage Change</u>
Total Budget	\$ 385,890	\$ 396,807	\$ -	\$ 10,917	2.83%

**PARKS AND RECREATION – COMMUNITY ACTIVITY CENTER (710471)**

This division includes the Community Activity Center (CAC) which provides facility management that includes facility rentals, open gym usage, fitness center usage, special events and supporting the Recreation and Athletic divisions in their programming efforts.

**FY 2023-24 Community Activity Center – Budget Highlights**

- The Recreation Center division budget has decreased \$64,600 primarily from the reorganization of one-half of a full-time position placed into the Simms Recreation Center division.

	<u>FY 2023 Adopted</u>	<u>FY 2024 Proposed</u>	<u>FY 2024 Adopted</u>	<u>Increase (Decrease)</u>	<u>Percentage Change</u>
Total Budget	\$ 542,833	\$ 478,198	\$ -	\$ (64,635)	-11.91%

**PARKS AND RECREATION – SPECIAL EVENTS AND PROGRAMS (710571)**

The Special Events and Programs division provides proactive and implementation of year-round comprehensive recreation programs for the community. These programs include youth and childcare programs, adult and senior programs, fitness training and exercise programs, special needs programs, special events, and dance programs. Also supports other division programs as well as special events coordinated by the Parks & Recreation Department.

**FY 2023-24 Special Events and Programs – Budget Highlights**

- The Special Events and Programs division budget has increased \$24,300 compared to the current budget primarily for funds budgeted for recreational supplies.

	<u>FY 2023 Adopted</u>	<u>FY 2024 Proposed</u>	<u>FY 2024 Adopted</u>	<u>Increase (Decrease)</u>	<u>Percentage Change</u>
Total Budget	\$ 562,683	\$ 586,951	\$ -	\$ 24,268	4.31%

**PARKS AND RECREATION – SIMMS RECREATION CENTER (710671)**

The Simms Recreation Center provides recreational programs that include a gymnasium, weight training and fitness area, facility rentals, and special events programs.

The Simms Center also houses the Boys and Girls Club, and the ARC/Op-Shop, providing administrative space for the programs and defined recreation program areas.

**FY 2023-24 Simms Recreation Center Budget Highlights**

- The Simms Recreation Center division budget has increased \$31,700 compared to the current budget from the reorganization of one-half of a full-time position from the Community Activities Center division.

	<u>FY 2023 Adopted</u>	<u>FY 2024 Proposed</u>	<u>FY 2024 Adopted</u>	<u>Increase (Decrease)</u>	<u>Percentage Change</u>
Total Budget	\$ 497,476	\$ 529,213	\$ -	\$ 31,737	6.38%

**PARKS AND RECREATION – WESTOVER POOL (710771)**

The Westover Pool provides a year-round comprehensive aquatic program for the community including High School swim meets and community swim team meets, open swim, and special events and programs.

**FY 2023-24 Westover Pool Budget Highlights**

- The Westover Pool division budget has increased \$132,900 primarily due to increased personnel costs as a several part-time positions were converted to full-time positions in the current year and increased health insurance costs.

	<u>FY 2023 Adopted</u>	<u>FY 2024 Proposed</u>	<u>FY 2024 Adopted</u>	<u>Increase (Decrease)</u>	<u>Percentage Change</u>
Total Budget	\$ 550,616	\$ 683,489	\$ -	\$ 132,873	24.13%



**PARKS AND RECREATION – ATHLETICS (710871)**

The Athletics division provides management and implementation of youth and adult athletic programs and camps. It also provides assistance in the management of athletic facilities.

**FY 2023-24 Athletics – Budget Highlights**

- The Athletics division budget has increased \$7,100 primarily due to increased personnel costs.
- Funding is included for a full-time Athletics Program Supervisor position.

	<u>FY 2023 Adopted</u>	<u>FY 2024 Proposed</u>	<u>FY 2024 Adopted</u>	<u>Increase (Decrease)</u>	<u>Percentage Change</u>
Total Budget	\$ 442,179	\$ 449,283	\$ -	\$ 7,104	1.61%

**PARKS AND RECREATION – GOLF COURSE GROUNDS MANAGEMENT (730271)**

The goal of the Golf Course Maintenance division is to implement best practices in the care and condition of the City’s 18-hole golf course, including turf health, overall course conditions and equipment maintenance. Activities specific to turf health include aeration, top dressing, and soil conditioning.

**FY 2023-24 Golf Course Grounds Management Budget Highlights**

- The Golf Course Grounds Maintenance division budget has decreased \$9,300 compared to the current budget primarily from a decrease in operational costs.
- Funding is provided for contracted groundskeeping services instead of hiring temporary part-time personnel.

	<u>FY 2023 Adopted</u>	<u>FY 2024 Proposed</u>	<u>FY 2024 Adopted</u>	<u>Increase (Decrease)</u>	<u>Percentage Change</u>
Total Budget	\$ 584,175	\$ 574,832	\$ -	\$ (9,343)	-1.60%

**PARKS AND RECREATION – GOLF COURSE CLUBHOUSE MANAGEMENT (730371)**

The Golf Course Clubhouse division manages the day-to-day operations of the City’s 18-hole golf course. Duties include providing exceptional customer service, promoting the golf course and its amenities, cleaning and staging golf carts, supervising pace of play and player conduct, pro-shop operations, marketing and organization of leagues, tournaments, and events.

**FY 2023-24 Golf Course Clubhouse Management Budget Highlights**

- The Golf Course Clubhouse division budget has decreased \$32,900 primarily from golf carts that are leased recategorized to the Debt Service budget.
- Capital outlay funding includes funds for driving range equipment.

	<u>FY 2023 Adopted</u>	<u>FY 2024 Proposed</u>	<u>FY 2024 Adopted</u>	<u>Increase (Decrease)</u>	<u>Percentage Change</u>
Total Budget	\$ 368,862	\$ 335,916	\$ -	\$ (32,946)	-8.93%

## REGIONAL LIBRARY (750511)

The Regional Library budget provides funding for the City's costs associated with the Massanutten Regional Library (MRL). In addition to the city, MRL serves the Counties of Rockingham and Page.

### FY 2023-24 Regional Library Budget Highlights

- This budget shows an increase of \$12,100.

	<u>FY 2023 Adopted</u>	<u>FY 2024 Proposed</u>	<u>FY 2024 Adopted</u>	<u>Increase (Decrease)</u>	<u>Percentage Change</u>
Total Budget	\$ 606,532	\$ 618,663	\$ -	\$ 12,131	2.00%

**PLANNING AND ZONING (810121 and 810221)**

Planning and Zoning are divisions of the Department of Planning and Community Development. These divisions are directly responsible for maintaining the City’s Comprehensive Plan and, in general, propose, facilitate, and provide recommendations for land use policies that reflect the long-range goals of the City. They implement the Comprehensive Plan by drafting, enforcing, and revising the City’s Subdivision, Zoning, and Sign Ordinances. Among other duties, they coordinate the review of property subdivisions, rezonings, special use permits, street and alley closings, and other miscellaneous development processes that are ultimately reviewed by City Council. Personnel within the divisions also provide direct support to Planning Commission and the Board of Zoning Appeals.

**FY 2023-24 Planning and Zoning Budget Highlights**

- The Planning budget has increased \$28,200 compared to the current budget primarily from personnel and health insurance costs.
- Funding is included for a new full-time Planner position.

	<u>FY 2023 Adopted</u>		<u>FY 2024 Proposed</u>		<u>FY 2024 Adopted</u>		<u>Increase (Decrease)</u>		<u>Percentage Change</u>
Total Budget	\$ 297,822	\$	326,031	\$	-	\$	28,209		9.47%

- The Zoning budget has increased approximately \$19,200 compared to the current budget primarily from personnel and health insurance costs.

	<u>FY 2023 Adopted</u>		<u>FY 2024 Proposed</u>		<u>FY 2024 Adopted</u>		<u>Increase (Decrease)</u>		<u>Percentage Change</u>
Total Budget	\$ 298,477	\$	317,639	\$	-	\$	19,162		6.42%

**BOARD OF ZONING APPEALS (810421)**

The Board of Zoning Appeals (BZA) members are appointed by the Circuit Court and serve five-year terms; one member of the Planning Commission serves on this Board. The BZA is a quasi-judicial board and has the following powers:

- to hear and decide appeals to the decisions of the Zoning Administrator in the application of the Zoning Ordinance;
- to authorize upon request in specific cases a variance from the Zoning Ordinance;
- to hear and decide applications for the interpretation of the zoning district map, where there is a question as to the location of a district boundary;
- to determine, in cases of uncertainty, of the district classification of any use not specifically named in the Zoning Ordinance, provided the use is in keeping with uses specifically permitted in the district in which the use is to be classified.

This budget division funds minimal part-time salaries and wages to Board members (they are only paid if the Board needs to hold hearings), advertising costs and training and travel costs.

**FY 2023-24 Board of Zoning Appeals Budget Highlights**

- Funding includes ongoing training for BZA members.

	<u>FY 2023 Adopted</u>		<u>FY 2024 Proposed</u>		<u>FY 2024 Adopted</u>		<u>Increase (Decrease)</u>		<u>Percentage Change</u>
Total Budget	\$	5,878	\$	5,761	\$	-	\$	(117)	-1.99%

**ECONOMIC DEVELOPMENT (810521 and 810821)**

The Economic Development Department is engaged in activities intended to improve the City’s economy and foster a better quality of life for citizens. The Department consists of Economic Development and the Tourism and Visitor’s Services division. Responsibilities of the Economic Development Department include:

- Attraction of new jobs
- Creation of new tax revenues
- Revitalization of blighted areas
- Attraction/retention of business and industry
- Workforce development
- Attraction of new shopping opportunities
- Development of tourist attractions
- Visitor’s Services

**FY 2023-24 Economic Development Budget Highlights**

- The Economic Development budget has increased \$4,800 compared to the current year’s budget primarily due to health insurance costs.
- Funding is included for the Property Rehabilitation Tax Relief Program (\$117,464) and various developer incentive grants (\$140,000).

	<u>FY 2023 Adopted</u>	<u>FY 2024 Proposed</u>	<u>FY 2024 Adopted</u>	<u>Increase (Decrease)</u>	<u>Percentage Change</u>
Total Budget	\$ 727,129	\$ 731,974	\$ -	\$ 4,845	0.67%

- The Tourism and Visitor’s Services division budget has increased \$11,500 compared to the current year’s budget primarily due to increased health insurance costs.

	<u>FY 2023 Adopted</u>	<u>FY 2024 Proposed</u>	<u>FY 2024 Adopted</u>	<u>Increase (Decrease)</u>	<u>Percentage Change</u>
Total Budget	\$ 509,220	\$ 520,743	\$ -	\$ 11,523	2.26%

### BLACKS RUN GREENWAY (820241)

The Blacks Run Greenway is a division of the Public Works department. The primary purpose is to help facilitate the clean-up and beautification of Blacks Run including removal of trash, debris, overgrowth and other pollutants, planting of low-maintenance perennial native plants to aid in the prevention of erosion and directing volunteer cleanup activities.

#### FY 2023-24 Blacks Run Greenway – Budget Highlights

- The Blacks Run Greenway budget has remained essentially unchanged.
- Approximately 43% of this budget is supported by a Zane Showker Foundation grant.

	<u>FY 2023 Adopted</u>	<u>FY 2024 Proposed</u>	<u>FY 2024 Adopted</u>	<u>Increase (Decrease)</u>	<u>Percentage Change</u>
Total Budget	\$ 108,782	\$ 108,571	\$ -	\$ (211)	-0.19%



## CONTRIBUTIONS (910411)

The Contributions budget is a listing of non-city, non-departmental entities to which the City makes annual contributions. Some of the entities listed, including Central Shenandoah Planning District Commission, Blue Ridge Community College, and Shenandoah Valley Regional Airport, are considered non-discretionary, meaning there are statutory or contractual obligations in place for them. For some of the other entities listed, there is no legal obligation on the part of Council to provide funding.

### FY 2023-24 Contributions Budget Highlights

- A decrease of approximately \$59,000 is proposed for this budget primarily from \$100,000 of discretionary funding to be used for services at the Homeless Services Center when that becomes operational.
- An increase of \$35,810 to the Shenandoah Valley Regional Airport is included.
- 39 outside organizations applied with requests totaling \$888,559. A total of \$400,000 was allotted to these discretionary outside agencies using the recommendations from the current community contributions process.

	<u>FY 2023 Adopted</u>	<u>FY 2024 Proposed</u>	<u>FY 2024 Adopted</u>	<u>Increase (Decrease)</u>	<u>Percentage Change</u>
Total Budget	\$ 915,855	\$ 856,808	\$ -	\$ (59,047)	-6.45%

## JOINT OPERATIONS (910511)

Joint Operations includes City-County jointly funded services which include costs for the Sheriff's Office, Harrisonburg-Rockingham Jail, Circuit Court, General District Court, Commonwealth Attorney's Office, Circuit Court Clerk's Office, Court Services Office, Social Services District, and Children Services Act (CSA) Office.

### FY 2023-24 Joint Operations Budget Highlights

- The budget for Joint Operations reflects an increase of \$66,500 (0.6%) compared to the current budget.

	<u>FY 2023 Adopted</u>	<u>FY 2024 Proposed</u>	<u>FY 2024 Adopted</u>	<u>Increase (Decrease)</u>	<u>Percentage Change</u>
Total Budget	\$ 11,414,300	\$ 11,480,800	\$ -	\$ 66,500	0.58%

## CONFERENCE CENTER (910811)

The Conference Center budgets the tax revenue generated from the Hotel Madison and the Shenandoah Valley Conference Center that is required to be paid to the JMU Foundation based on an agreement between the City, the JMU Foundation and the Harrisonburg Economic Development Authority.

### FY 2023-24 Conference Center Budget Highlights

- The budget of \$1.2 million remains unchanged compared to the current budget.

	<u>FY 2023 Adopted</u>	<u>FY 2024 Proposed</u>	<u>FY 2024 Adopted</u>	<u>Increase (Decrease)</u>	<u>Percentage Change</u>
Total Budget	\$ 1,200,000	\$ 1,200,000	\$ -	\$ -	0.00%

## RESERVE FOR CONTINGENCIES (940111)

Reserve for Contingencies is funding set aside in each annual budget for unexpected expenditures that may occur during the fiscal year. The funding appropriated for this budget item represents less than one percent of the total amount of the General Fund budget.

### FY 2023-24 Budget Highlights

- This budget includes \$325,000 as a contingency for unexpected costs that may arise during the fiscal year and \$100,000 for costs associated with the homeless services center.
- Funding in the amount of approximately \$4.1 million is provided for the implementation of the pay study.

	<u>FY 2023 Adopted</u>	<u>FY 2024 Proposed</u>	<u>FY 2024 Adopted</u>	<u>Increase (Decrease)</u>	<u>Percentage Change</u>
Total Budget	\$ 225,000	\$ 4,387,200	\$ -	\$ 4,162,200	1849.87%

**DEBT SERVICE (980142)**

The Debt Service budget item provides funding to service the City’s General Fund bonded indebtedness and capital lease obligations. The funding appropriated for this budget item currently represents 13% of General Fund budget expenditures. City’s Financial Management Policies impose a 15% limitation on the amount of the General Fund budget that can be dedicated to debt service.

**FY 2023-24 Debt Service Budget Highlights**

- The debt service budget shows a net decrease of approximately \$273,400 compared to the current budget.
- Due to changes to financial reporting standards, the Debt Service budget accounts for certain lease payments as debt service. In previous year’s budgets, these payments were budgeted in department operating budgets. These lease payments include a dark fiber lease agreement previously budgeted in the Information Technology budget and a golf cart lease that was previously budgeted in the Golf Course Clubhouse budget.

		<u>FY 2023 Adopted</u>		<u>FY 2024 Proposed</u>		<u>FY 2024 Adopted</u>		<u>Increase (Decrease)</u>	<u>Percentage Change</u>
Total Budget	\$	20,756,240	\$	20,482,807	\$	-	\$	(273,433)	-1.32%

## TRANSFERS (990111)

Transfers represent funds that are appropriated to other funds in support of the operations of those funds. Funding includes transfers to the Emergency Communications Center Fund, General Capital Projects Fund, Public Transportation Fund and School Fund.

### FY 2023-24 Transfers Budget Highlights

- The budget for Transfers reflects an overall increase of \$6.9 million.
- The transfer to the School Fund has increased \$4.8 million to \$42,267,782. This represents approximately 26.9% of the total General Fund budget.
- Funding to the General Capital Projects Fund has increased \$1,375,000. Total funding in the amount of \$8.3 million is provided for the Municipal Building renovation project, additional funding for the Homeless Services Center project, the City’s share of a HVAC replacement project for City/County courts and for Port Republic Road improvements.
- Funding to the Harrisonburg-Rockingham Emergency Communications Center has increased by \$284,694 primarily from an increase in health insurance costs and funding for the implementation of the pay study.
- \$400,000 in funding to the Public Transportation Fund is being provided for the first time since prior to the COVID-19 pandemic.

		<u>FY 2023 Adopted</u>		<u>FY 2024 Proposed</u>		<u>FY 2024 Adopted</u>		<u>Increase (Decrease)</u>	<u>Percentage Change</u>
Total Budget	\$	47,866,934	\$	54,759,237	\$	-	\$	6,892,303	14.40%

**OTHER FUNDS  
REVENUES AND EXPENDITURES**

## SCHOOL FUND

School funding (which includes school bus operations) represents the largest single expenditure in the city's General Fund budget. The proposed School Fund budget is \$7.8 million (7.3%) more than the fiscal year 2023 budget. The School Fund budget includes an additional \$4.8 million in funding from the City to the School Board bringing total funding to \$42.3 million. Based on this proposed funding, the transfer to the School Board represents approximately 26.9% of the General Fund budget. In addition to the direct school funding transfer, current debt service expenditures paid from the General Fund for school facilities total approximately \$13.65 million bringing total school related funding to approximately 35.5% of the total General Fund budget.

Included is a \$3 million transfer to the School Capital Projects Fund for construction of Rocktown High School.

### Revenue

	FY 2023 Adopted	FY 2024 Proposed	FY 2024 Adopted	Increase (Decrease)	Percentage Change
Charges for services	\$ 378,542	\$ 478,542	\$ -	\$ 100,000	26.42%
State revenue	58,945,684	62,054,181	-	3,108,497	5.27%
Federal revenue	9,837,831	9,568,588	-	(269,243)	-2.74%
Transfers in	37,435,173	42,267,782	-	4,832,609	12.91%
<b>Total</b>	<b>\$ 106,597,230</b>	<b>\$ 114,369,093</b>	<b>\$ -</b>	<b>\$ 7,771,863</b>	<b>7.29%</b>

### Expenditures

	FY 2023 Adopted	FY 2024 Proposed	FY 2024 Adopted	Increase (Decrease)	Percentage Change
Instruction	\$ 79,356,866	\$ 84,840,879	\$ -	\$ 5,484,013	6.91%
Administration	5,882,073	6,385,932	-	503,859	8.57%
Pupil transportation	5,271,082	5,938,229	-	667,147	12.66%
Operations/maint.	7,223,060	7,889,293	-	666,233	9.22%
Debt service	-	234,679	-	234,679	0.00%
Technology	5,864,149	6,080,081	-	215,932	3.68%
Transfers	3,000,000	3,000,000	-	-	0.00%
<b>Total</b>	<b>\$ 106,597,230</b>	<b>\$ 114,369,093</b>	<b>\$ -</b>	<b>\$ 7,771,863</b>	<b>7.29%</b>



**SCHOOL NUTRITION FUND**

This fund’s budget of \$6 million has increased \$1 million (20.5%) compared to the current year budget.

**Revenue**

	<u>FY 2023 Adopted</u>	<u>FY 2024 Proposed</u>	<u>FY 2024 Adopted</u>	<u>Increase (Decrease)</u>	<u>Percentage Change</u>
Fund balance	\$ -	\$ 438,426	\$ -	\$ 438,426	0.00%
Charges for services	76,000	141,000	-	65,000	85.53%
State revenue	155,000	185,000	-	30,000	19.35%
Federal revenue	<u>4,746,692</u>	<u>5,235,000</u>	-	<u>488,308</u>	<u>10.29%</u>
<b>Total</b>	<b><u>\$ 4,977,692</u></b>	<b><u>\$ 5,999,426</u></b>	<b><u>\$ -</u></b>	<b><u>\$ 1,021,734</u></b>	<b><u>20.53%</u></b>

**Expenditures**

	<u>FY 2023 Adopted</u>	<u>FY 2024 Proposed</u>	<u>FY 2024 Adopted</u>	<u>Increase (Decrease)</u>	<u>Percentage Change</u>
Food service	\$ 4,947,692	\$ 5,969,426	\$ -	\$ 1,021,734	20.65%
Technology	<u>30,000</u>	<u>30,000</u>	-	-	0.00%
<b>Total</b>	<b><u>\$ 4,977,692</u></b>	<b><u>\$ 5,999,426</u></b>	<b><u>\$ -</u></b>	<b><u>\$ 1,021,734</u></b>	<b><u>20.53%</u></b>

**EMERGENCY COMMUNICATIONS CENTER FUND**

The Emergency Communications Center (ECC) Fund is a joint venture with Rockingham County. The ECC is responsible for operating the joint emergency dispatch center, the joint radio system and the joint CAD/DMS system.

The budget for the ECC Fund has increased \$700,464 (7.7%) from the current year’s budget primarily from increased personnel costs and capital outlay. Additional funding from both the City and Rockingham County is provided as well as funding from James Madison University for its share of the CAD operational costs. Funding in the amount of \$322,100 is provided for the implementation of the pay study. Fund balance in the amount of \$690,000 is being used to fund various capital outlay and capital projects.

Capital outlay includes \$88,000 for radio cache portable radio replacements which are funded through grants and \$150,000 for other technology upgrades. Capital project funding includes \$400,000 for a replacement HVAC unit and \$200,000 for the radio system upgrade project.

**Revenue**

	FY 2023 Adopted	FY 2024 Proposed	FY 2024 Adopted	Increase (Decrease)	Percentage Change
Fund balance	\$ 650,000	\$ 690,000	\$ -	\$ 40,000	6.15%
Investment revenue	214,376	240,000	-	25,624	11.95%
Reimb-R'ham County	3,506,761	3,791,455	-	284,694	8.12%
Recovered costs	565,500	553,500	-	(12,000)	-2.12%
State revenue	605,548	693,000	-	87,452	14.44%
Federal revenue	100,000	90,000	-	(10,000)	-10.00%
Transfers in	3,506,761	3,791,455	-	284,694	8.12%
<b>Total</b>	<b>\$ 9,148,946</b>	<b>\$ 9,849,410</b>	<b>\$ -</b>	<b>\$ 700,464</b>	<b>7.66%</b>

**Expenditures**

	FY 2023 Adopted	FY 2024 Proposed	FY 2024 Adopted	Increase (Decrease)	Percentage Change
ECC	\$ 7,326,208	\$ 8,092,174	\$ -	\$ 765,966	10.46%
CAD	1,172,738	1,051,882	-	(120,856)	-10.31%
Debt service	-	105,354	-	105,354	0.00%
Transfers out	650,000	600,000	-	(50,000)	-7.69%
<b>Total</b>	<b>\$ 9,148,946</b>	<b>\$ 9,849,410</b>	<b>\$ -</b>	<b>\$ 700,464</b>	<b>7.66%</b>

**COMMUNITY DEVELOPMENT BLOCK GRANT FUND**

The Community Development Block Grant Fund accounts for the administration of the Community Development Block Grant funding that the City receives from the federal government. The total budget for this fund is \$506,946 which is a decrease of \$33,473 from the current year's original budget.

**Revenue**

	<u>FY 2023 Adopted</u>	<u>FY 2024 Proposed</u>	<u>FY 2024 Adopted</u>	<u>Increase (Decrease)</u>	<u>Percentage Change</u>
Federal revenue	\$ 540,419	\$ 506,946	\$ -	\$ (33,473)	-6.19%
Total	<u>\$ 540,419</u>	<u>\$ 506,946</u>	<u>\$ -</u>	<u>\$ (33,473)</u>	<u>-6.19%</u>

**Expenditures**

	<u>FY 2023 Adopted</u>	<u>FY 2024 Proposed</u>	<u>FY 2024 Adopted</u>	<u>Increase (Decrease)</u>	<u>Percentage Change</u>
Total budget	\$ 540,419	\$ 506,946	\$ -	\$ (33,473)	-6.19%
Total	<u>\$ 540,419</u>	<u>\$ 506,946</u>	<u>\$ -</u>	<u>\$ (33,473)</u>	<u>-6.19%</u>

**SCHOOL TRANSPORTATION FUND**

The budget for the School Transportation Fund has increased \$637,843 (11.4%) from the current year’s original budget. The increase is primarily from the implementation of the pay study and several new position requests. Funding is almost entirely provided by the School Fund. Fund balance in the amount of \$600,000 is being used to fund the purchase of the four school buses.

Funding in the amount of \$364,000 is provided for the implementation of the pay study. The proposed budget also reflects a School Transportation Specialist position, a Bus Driver Trainer position and increasing bus maintenance costs. Capital outlay includes \$600,000 for four new school buses, \$37,000 for computer replacements and \$16,000 for replacement office furniture.

**Revenue**

	FY 2023 Adopted	FY 2024 Proposed	FY 2024 Adopted	Increase (Decrease)	Percentage Change
Fund balance	\$ 476,980	\$ 600,000	\$ -	\$ 123,020	25.79%
Investment revenue	500	19,760	-	19,260	3852.00%
Charges for services	5,126,400	5,621,963	-	495,563	9.67%
Miscellaneous	15,000	15,000	-	-	0.00%
<b>Total</b>	<b>\$ 5,618,880</b>	<b>\$ 6,256,723</b>	<b>\$ -</b>	<b>\$ 637,843</b>	<b>11.35%</b>

**Expenditures**

	FY 2023 Adopted	FY 2024 Proposed	FY 2024 Adopted	Increase (Decrease)	Percentage Change
School buses	\$ 4,801,223	\$ 5,415,839	\$ -	\$ 614,616	12.80%
Field trips/charters	219,671	210,793	-	(8,878)	-4.04%
Administration	597,986	630,091	-	32,105	5.37%
<b>Total</b>	<b>\$ 5,618,880</b>	<b>\$ 6,256,723</b>	<b>\$ -</b>	<b>\$ 637,843</b>	<b>11.35%</b>

**GENERAL CAPITAL PROJECTS FUND**

Proposed expenditures in the General Capital Projects Fund for fiscal year 2024 total \$8.3 million. Proposed project funding includes \$5 million for renovations to the old municipal building, \$2.5 million for the homeless services center project, \$450,000 for the city’s share of an HVAC replacement project for the courts and \$350,000 for Port Republic Road improvements.

**Revenue**

	<u>FY 2023 Adopted</u>	<u>FY 2024 Proposed</u>	<u>FY 2024 Adopted</u>	<u>Increase (Decrease)</u>	<u>Percentage Change</u>
Transfers in	\$ 6,925,000	\$ 8,300,000	\$ -	\$ 1,375,000	19.86%
<b>Total</b>	<u>\$ 6,925,000</u>	<u>\$ 8,300,000</u>	<u>\$ -</u>	<u>\$ 1,375,000</u>	<u>19.86%</u>

**Expenditures**

	<u>FY 2023 Adopted</u>	<u>FY 2024 Proposed</u>	<u>FY 2024 Adopted</u>	<u>Increase (Decrease)</u>	<u>Percentage Change</u>
Traffic calming	\$ 50,000	\$ -	\$ -	\$ (50,000)	-100.00%
Municipal bldg	75,000	5,000,000	-	4,925,000	6566.67%
Dogwood Dr culvert	500,000	-	-	(500,000)	-100.00%
Public Works bldg	6,300,000	-	-	(6,300,000)	-100.00%
Port Republic Rd	-	350,000	-	350,000	0.00%
Jail/Courts HVAC	-	450,000	-	450,000	0.00%
Shelter	-	2,500,000	-	2,500,000	0.00%
<b>Total</b>	<u>\$ 6,925,000</u>	<u>\$ 8,300,000</u>	<u>\$ -</u>	<u>\$ 1,375,000</u>	<u>19.86%</u>

## WATER FUND

The Water Fund budget has decreased \$880,275 (6.2%) from the current year's original budget. A \$0.20/1000 gallons (5.3%) rate increase is being proposed. The additional funds will primarily be used to fund ongoing asset replacements of aging infrastructure. Charges for services are estimated to increase \$675,000 (6.6%). Fund balance in the amount of \$242,080 is being used to fund various capital projects.

Funding in the amount of \$213,000 is provided for the implementation of the pay study. One new One new AMI/Meter Supervisor position (50% share) is proposed. Capital outlay includes \$154,000 for the replacement of computers, various small equipment and the installation of service lines.

The Water Capital Projects Fund's budget includes \$800,000 in funding for transmission/distribution asset replacements, \$500,000 for the western raw waterline project, \$200,000 for the western potable water projects and \$106,627 in funding for other various repairs and replacements to existing infrastructure.

### Revenue

	FY 2023 Adopted	FY 2024 Proposed	FY 2024 Adopted	Increase (Decrease)	Percentage Change
Fund balance	\$ 2,067,455	\$ 242,080	\$ -	\$ (1,825,375)	-88.29%
Permits and fees	100,000	100,000	-	-	0.00%
Investment revenue	50,000	175,000	-	125,000	250.00%
Charges for services	10,195,000	10,870,000	-	675,000	6.62%
Miscellaneous	5,000	5,000	-	-	0.00%
Recovered costs	20,000	100,000	-	80,000	400.00%
Intrafund transfers	1,766,700	1,831,800	-	65,100	3.68%
<b>Total</b>	<b>\$ 14,204,155</b>	<b>\$ 13,323,880</b>	<b>\$ -</b>	<b>\$ (880,275)</b>	<b>-6.20%</b>

### Expenditures

	FY 2023 Adopted	FY 2024 Proposed	FY 2024 Adopted	Increase (Decrease)	Percentage Change
Administration	\$ 864,377	\$ 873,245	\$ -	\$ 8,868	1.03%
Pumping, storage	883,751	891,495	-	7,744	0.88%
Transmission/distrib	1,084,391	1,094,052	-	9,661	0.89%
Utility billing	544,184	620,129	-	75,945	13.96%
Miscellaneous	2,434,230	2,752,350	-	318,120	13.07%
Purification	1,351,670	1,570,558	-	218,888	16.19%
Capital outlay	269,000	154,000	-	(115,000)	-42.75%
Debt service	2,655,661	2,662,786	-	7,125	0.27%
Transfers out	4,116,891	2,705,265	-	(1,411,626)	-34.29%
<b>Total</b>	<b>\$ 14,204,155</b>	<b>\$ 13,323,880</b>	<b>\$ -</b>	<b>\$ (880,275)</b>	<b>-6.20%</b>

## SEWER FUND

The Sewer Fund budget has increased \$178,950 (1.2%) from the current year's original budget. A \$0.30/1000 gallons (5.1%) rate increase is being proposed. The additional funds will primarily be used to fund projects at the Harrisonburg-Rockingham Regional Sewer Authority and ongoing asset replacements of aging infrastructure. Charges for services are estimated to increase \$675,000 (5.5%). Fund balance in the amount of \$880,120 is being used to fund various capital projects.

Funding in the amount of \$156,800 is provided for the implementation of the pay study. One new AMI/Meter Supervisor position (50% share) is proposed. Capital outlay includes \$577,000 for a new dump truck, the replacement of utility vehicles, the replacement of computers and various small equipment, and the installation of service lines.

The Sewer Capital Projects Fund's budget includes \$800,000 in funding for collection/transmission asset replacements, \$150,000 for metering system upgrade, and \$123,666 in funding for other various repairs and replacements to existing infrastructure.

### Revenue

	FY 2023 Adopted	FY 2023 Proposed	FY 2023 Adopted	Increase (Decrease)	Percentage Change
Fund balance	\$ 1,473,070	\$ 880,120	\$ -	\$ (592,950)	-40.25%
Permits and fees	110,000	110,000	-	-	0.00%
Investment revenue	5,000	125,000	-	120,000	2400.00%
Charges for services	12,250,000	12,925,000	-	675,000	5.51%
Miscellaneous	5,000	5,000	-	-	0.00%
Recovered costs	45,000	60,000	-	15,000	33.33%
Intrafund transfers	1,193,400	1,155,300	-	(38,100)	-3.19%
<b>Total</b>	<b>\$ 15,081,470</b>	<b>\$ 15,260,420</b>	<b>\$ -</b>	<b>\$ 178,950</b>	<b>1.19%</b>

### Expenditures

	FY 2023 Adopted	FY 2024 Proposed	FY 2024 Adopted	Increase (Decrease)	Percentage Change
Administration	\$ 905,752	\$ 930,335	\$ -	\$ 24,583	2.71%
Treatment/disposal	4,485,037	4,860,000	-	374,963	8.36%
Collection/transm	1,224,912	1,235,221	-	10,309	0.84%
Miscellaneous	1,658,030	1,799,050	-	141,020	8.51%
Utility billing	577,888	662,069	-	84,181	14.57%
Pumping/monitoring	428,200	441,266	-	13,066	3.05%
Capital outlay	212,000	577,000	-	365,000	172.17%
Debt service	2,700,000	2,700,000	-	-	0.00%
Transfers out	2,889,651	2,055,479	-	(834,172)	-28.87%
<b>Total</b>	<b>\$ 15,081,470</b>	<b>\$ 15,260,420</b>	<b>\$ -</b>	<b>\$ 178,950</b>	<b>1.19%</b>

**PUBLIC TRANSPORTATION FUND**

The Public Transportation Fund budget has decreased \$2.6 million (21.5%) from the current adopted fiscal year 2023 budget. This decrease is mainly from a decrease in capital outlay. The payment from James Madison University for transit bus services will remain unchanged while Federal and State revenue will decrease \$3 million which is reflective of the decreased capital outlay purchases. Fund balance in the amount of \$160,000 is being used to fund the City’s share of capital outlay.

Funding in the amount of \$359,900 is provided for the implementation of the pay study. The proposed budget also reflects three new full-time transit bus drivers, three new full-time paratransit drivers, a new bus driver trainer and increasing bus maintenance costs. The transfer to the General Fund for overhead costs will decrease \$200,000 to \$160,000.

Capital outlay includes \$300,000 for two paratransit buses and \$55,258 for the replacement of a mobile lift for the garage which are all 96 percent reimbursed by federal and state funds. Capital outlay also includes \$38,250 for replacement computers and office furniture.

**Revenue**

	<u>FY 2023 Adopted</u>	<u>FY 2024 Proposed</u>	<u>FY 2024 Adopted</u>	<u>Increase (Decrease)</u>	<u>Percentage Change</u>
Fund balance	\$ 163,800	\$ 160,000	\$ -	\$ (3,800)	-2.32%
Investment revenue	81,000	90,000	-	9,000	11.11%
Charges for services	2,372,555	2,308,775	-	(63,780)	-2.69%
Recovered costs	122,372	122,372	-	-	0.00%
State revenue	2,225,951	1,666,884	-	(559,067)	-25.12%
Federal revenue	7,275,416	4,858,841	-	(2,416,575)	-33.22%
Transfers in	-	400,000	-	400,000	0.00%
<b>Total</b>	<b>\$ 12,241,094</b>	<b>\$ 9,606,872</b>	<b>\$ -</b>	<b>\$ (2,634,222)</b>	<b>-21.52%</b>

**Expenditures**

	<u>FY 2023 Adopted</u>	<u>FY 2024 Proposed</u>	<u>FY 2024 Adopted</u>	<u>Increase (Decrease)</u>	<u>Percentage Change</u>
Transit buses	\$ 5,937,561	\$ 6,613,972	\$ -	\$ 676,411	11.39%
Miscellaneous	-	359,900	-	359,900	0.00%
Paratransit buses	959,970	1,218,391	-	258,421	26.92%
Administration	841,563	861,101	-	19,538	2.32%
Capital outlay	4,142,000	393,508	-	(3,748,492)	-90.50%
Transfers out	360,000	160,000	-	(200,000)	-55.56%
<b>Total</b>	<b>\$ 12,241,094</b>	<b>\$ 9,606,872</b>	<b>\$ -</b>	<b>\$ (2,634,222)</b>	<b>-21.52%</b>



**SANITATION FUND**

The Sanitation Fund budget has increased \$2.9 million (59.2%) from the current year’s original budget. This increase is mainly due to \$2.7 million in funding provided for the city’s share of Rockingham County landfill closure costs. There are no changes to the current sanitation rates. Fund balance in the amount of \$3.4 million is being used to fund the county landfill costs and for various capital outlay and projects.

Funding in the amount of \$196,900 is provided for the implementation of the pay study. Capital outlay includes \$250,900 for the replacement of a refuse collection truck, the purchase of a big belly solar compactor in the downtown area and replacement rolloff bins.

The Sanitation Capital Projects Fund’s budget includes \$2.7 million in funding for the city’s share of the landfill cell closure costs at the Rockingham County landfill.

**Revenue**

	<u>FY 2023 Adopted</u>	<u>FY 2024 Proposed</u>	<u>FY 2024 Adopted</u>	<u>Increase (Decrease)</u>	<u>Percentage Change</u>
Fund balance	\$ 519,387	\$ 3,420,808	\$ -	\$ 2,901,421	558.62%
Investment revenue	10,200	35,000	-	24,800	243.14%
Charges for services	<u>4,410,000</u>	<u>4,410,000</u>	<u>-</u>	<u>-</u>	<u>0.00%</u>
<b>Total</b>	<b><u>\$ 4,939,587</u></b>	<b><u>\$ 7,865,808</u></b>	<b><u>\$ -</u></b>	<b><u>\$ 2,926,221</u></b>	<b><u>59.24%</u></b>

**Expenditures**

	<u>FY 2023 Adopted</u>	<u>FY 2024 Proposed</u>	<u>FY 2024 Adopted</u>	<u>Increase (Decrease)</u>	<u>Percentage Change</u>
Solid waste collect.	\$ 1,483,250	\$ 1,551,519	\$ -	\$ 68,269	4.60%
Landfill	278,408	244,521	-	(33,887)	-12.17%
Miscellaneous	-	196,900	-	196,900	0.00%
Solid waste mngmt.	1,269,679	1,280,603	-	10,924	0.86%
Capital outlay	263,000	250,900	-	(12,100)	-4.60%
Debt service	1,507,250	1,508,600	-	1,350	0.09%
Transfers out	<u>138,000</u>	<u>2,832,765</u>	<u>-</u>	<u>2,694,765</u>	<u>1952.73%</u>
<b>Total</b>	<b><u>\$ 4,939,587</u></b>	<b><u>\$ 7,865,808</u></b>	<b><u>\$ -</u></b>	<b><u>\$ 2,926,221</u></b>	<b><u>59.24%</u></b>

**BUSINESS LOAN PROGRAM FUND**

This fund accounts for the activity of the Harrisonburg Business Loan Program. Funding in the amount of \$100,000 is included to continue providing loans from payments made from existing loans. Since 2012, this program has made a total of 22 loans valued at over \$457,000 to various startup businesses of which 16 loans have been paid in full.

**Revenue**

	<u>FY 2023 Adopted</u>	<u>FY 2024 Proposed</u>	<u>FY 2024 Adopted</u>	<u>Increase (Decrease)</u>	<u>Percentage Change</u>
Fund balance	\$ 69,500	\$ 72,500	\$ -	\$ 3,000	4.32%
Investment revenue	2,600	2,300	-	(300)	-11.54%
Miscellaneous	27,900	25,200	-	(2,700)	-9.68%
Total	<u>\$ 100,000</u>	<u>\$ 100,000</u>	<u>\$ -</u>	<u>\$ -</u>	<u>0.00%</u>

**Expenditures**

	<u>FY 2023 Adopted</u>	<u>FY 2024 Proposed</u>	<u>FY 2024 Adopted</u>	<u>Increase (Decrease)</u>	<u>Percentage Change</u>
Revolving loan prgm	\$ 100,000	\$ 100,000	\$ -	\$ -	0.00%
Total	<u>\$ 100,000</u>	<u>\$ 100,000</u>	<u>\$ -</u>	<u>\$ -</u>	<u>0.00%</u>

**STORMWATER FUND**

The Stormwater Fund budget has increased \$141,500 (10.6%) compared to the current year’s original budget. This increase is primarily for the update of the 5-Year Stormwater Improvement Plan. There are no changes to the current stormwater fee structure.

Funding in the amount of \$15,300 is provided for the implementation of the pay study. Capital outlay includes \$309,000 for the purchase of permanent nutrient credits and replacement computers.

The Stormwater Capital Projects Fund’s budget includes \$358,500 in funding for the VMRC extended detention pond project.

**Revenue**

	FY 2023 Adopted	FY 2024 Proposed	FY 2024 Adopted	Increase (Decrease)	Percentage Change
Fund balance	\$ -	\$ -	\$ -	-	0.00%
Investment revenue	3,500	45,000	-	41,500	1185.71%
Charges for services	1,327,680	1,427,680	-	100,000	7.53%
<b>Total</b>	<b>\$ 1,331,180</b>	<b>\$ 1,472,680</b>	<b>\$ -</b>	<b>\$ 141,500</b>	<b>10.63%</b>

**Expenditures**

	FY 2023 Adopted	FY 2024 Proposed	FY 2024 Adopted	Increase (Decrease)	Percentage Change
Stormwater mngmt.	\$ 611,330	\$ 775,882	\$ -	\$ 164,552	26.92%
Capital outlay	697,350	309,298	-	(388,052)	-55.65%
Transfers out	22,500	387,500	-	365,000	1622.22%
<b>Total</b>	<b>\$ 1,331,180</b>	<b>\$ 1,472,680</b>	<b>\$ -</b>	<b>\$ 141,500</b>	<b>10.63%</b>

**CENTRAL GARAGE FUND**

The Central Garage Fund has increased by \$326,986 (15.5%). This fund accounts for the operations of the city's central garage. All repairs of city vehicles and equipment are performed through the Central Garage Fund. Financing is provided by charges to other departments for services rendered. Each department will make payments for labor based on the prior year's usage. Each year department usage is evaluated and the labor contribution is based on the new evaluation.

The budget reflects one new Specialist (Mechanic) position. Funding in the amount of \$120,100 is provided for the implementation of the pay study. Capital outlay includes \$62,312 for mobile lifts and \$16,980 for replacement computers and furniture.

**Revenue**

	FY 2023 Adopted	FY 2024 Proposed	FY 2024 Adopted	Increase (Decrease)	Percentage Change
Fund balance	\$ 50,000	\$ 69,000	\$ -	\$ 19,000	38.00%
Permits and fees	1,000	-	-	(1,000)	-100.00%
Investment revenue	1,000	10,000	-	9,000	900.00%
Charges for services	2,055,392	2,354,878	-	299,486	14.57%
Recovered costs	1,000	1,500	-	500	50.00%
<b>Total</b>	<b>\$ 2,108,392</b>	<b>\$ 2,435,378</b>	<b>\$ -</b>	<b>\$ 326,986</b>	<b>15.51%</b>

**Expenditures**

	FY 2023 Adopted	FY 2024 Proposed	FY 2024 Adopted	Increase (Decrease)	Percentage Change
Operating	\$ 1,838,358	\$ 2,147,753	\$ -	\$ 309,395	16.83%
Administration	204,034	208,333	-	4,299	2.11%
Capital outlay	66,000	79,292	-	13,292	20.14%
<b>Total</b>	<b>\$ 2,108,392</b>	<b>\$ 2,435,378</b>	<b>\$ -</b>	<b>\$ 326,986</b>	<b>15.51%</b>

**CENTRAL STORES FUND**

The Central Stores Fund has increased by \$25,875 (12.5%) compared to the current year original budget. This fund accounts for the personnel and miscellaneous expenses related to the operations of the city's central stores. Funding is provided by the Water Fund and Sewer Fund for overhead costs.

Funding in the amount of \$11,600 is provided for the implementation of the pay study. Capital outlay includes \$8,000 for the upgrade to the key card door system for the warehouse facility.

**Revenue**

	FY 2023 <u>Adopted</u>	FY 2024 <u>Proposed</u>	FY 2024 <u>Adopted</u>	Increase (Decrease)	Percentage Change
Fund balance	\$ -	\$ -	\$ -	\$ -	0.00%
Transfers in	<u>207,776</u>	<u>233,651</u>	<u>-</u>	<u>25,875</u>	<u>12.45%</u>
<b>Total</b>	<b><u>\$ 207,776</u></b>	<b><u>\$ 233,651</u></b>	<b><u>\$ -</u></b>	<b><u>\$ 25,875</u></b>	<b><u>12.45%</u></b>

**Expenditures**

	FY 2023 <u>Adopted</u>	FY 2024 <u>Proposed</u>	FY 2024 <u>Adopted</u>	Increase (Decrease)	Percentage Change
Operating	\$ 207,776	\$ 225,651	\$ -	\$ 17,875	8.60%
Capital outlay	<u>-</u>	<u>8,000</u>	<u>-</u>	<u>8,000</u>	<u>0.00%</u>
<b>Total</b>	<b><u>\$ 207,776</u></b>	<b><u>\$ 233,651</u></b>	<b><u>\$ -</u></b>	<b><u>\$ 25,875</u></b>	<b><u>12.45%</u></b>

# **REVENUE BUDGET**

**CITY OF HARRISONBURG, VIRGINIA  
REVENUE BUDGET  
FISCAL YEAR 2024**

1000	General Fund	1-7
1111	School Fund	8
1114	School Nutrition Fund	9
1116	Emergency Communications Center Fund	10-11
1117	Community Development Block Grant Fund	12
1118	School Transportation Fund	13
1310	General Capital Projects Fund	14-15
1311	School Capital Projects Fund	16
1316	Emergency Communications Center Capital Projects Fund	17
1321	Water Capital Projects Fund	18
1322	Sewer Capital Projects Fund	19
1324	Sanitation Capital Projects Fund	20
1328	Stormwater Capital Projects Fund	21
2011	Water Fund	22-23
2012	Sewer Fund	24-25
2013	Public Transportation Fund	26-27
2014	Sanitation Fund	28-29
2017	Business Loan Program Fund	30
2018	Stormwater Fund	31
2111	Central Garage Fund	32
2112	Central Stores Fund	33

CITY OF HARRISONBURG, VA  
REVENUE BUDGET

FUND - 1000 - GENERAL FUND  
FUNCTION - 10 - GENERAL FUND GROUP

ACCOUNT-----	TITLE -----	BUDGET	----- 2021-2022 ----- ACTUAL	2022-2023 BUDGET	2023-2024 PROPOSED	NET CHANGE
31010	AMOUNT FROM FUND BALANCE	9,190,144	9,190,144	6,300,000	5,000,000	(1,300,000)
TOTAL AMOUNT FROM FUND BALANCE		9,190,144	9,190,144	6,300,000	5,000,000	(1,300,000)
31111	R.E. TAX - 2023/24	40,450,400	40,264,352	44,853,200	52,836,900	7,983,700
311121	R.E. TAX - 2022/23	310,000	411,988	310,000	380,000	70,000
311122	R.E. TAX - 2021/22	60,000	34,905	60,000	60,000	-
311123	R.E. TAX - 2020/21	20,000	24,381	20,000	20,000	-
311124	R.E. TAX - 2019/20	10,000	23,750	10,000	10,000	-
311125	R.E. TAX - 2018/19	10,000	10,055	10,000	10,000	-
311126	R.E. TAX - 2017/18	1,000	3,985	1,000	1,000	-
311127	R.E. TAX - 2016/17	500	7,121	500	500	-
311128	R.E. TAX - 2015/16	500	3,793	500	500	-
311129	R.E. TAX - 2014/15	100	3,483	100	100	-
31113	R.E. TAX - PRIOR YEARS	1,000	17,477	1,000	1,000	-
TOTAL REAL ESTATE TAXES		40,863,500	40,805,291	45,266,300	53,320,000	8,053,700
31121	P.P. TAX - 2023/24	12,106,700	12,513,513	14,387,400	14,559,400	172,000
311221	P.P. TAX - 2022/23	200,000	188,388	200,000	200,000	-
311222	P.P. TAX - 2021/22	20,000	35,445	20,000	20,000	-
311223	P.P. TAX - 2020/21	10,000	10,941	10,000	10,000	-
311224	P.P. TAX - 2019/20	1,000	5,479	1,000	1,000	-
311225	P.P. TAX - 2018/19	1,000	4,754	1,000	1,000	-
311226	P.P. TAX - 2017/18	500	885	500	500	-
311227	P.P. TAX - 2016/17	500	767	500	500	-
311228	P.P. TAX - 2015/16	100	316	100	100	-
311229	P.P. TAX - 2014/15	100	126	100	100	-
31123	P.P. TAX - PRIOR YEARS	1,000	536	1,000	1,000	-
TOTAL PERSONAL PROPERTY TAXES		12,340,900	12,761,150	14,621,600	14,793,600	172,000
31131	R.E. - PSC TAX - 2023/24	506,900	561,248	579,900	627,200	47,300
31132	P.P. - PSC TAX - 2023/24	1,000	720	700	1,600	900
TOTAL PUBLIC SERVICE CORP. TAXE		507,900	561,967	580,600	628,800	48,200
31141	M.H. TAX - 2023/24	9,400	10,298	10,200	10,500	300
311411	M.H. TAX - 2022/23	300	257	300	300	-
311412	M.H. TAX - 2021/22	100	64	100	100	-
31142	M.T. TAX - 2023/24	2,846,500	2,962,355	2,961,500	2,932,300	(29,200)
311421	M.T. TAX - 2022/23		42,646			-
311422	M.T. TAX - 2021/22		7,681			-
TOTAL OTHER PROPERTY TAXES		2,856,300	3,023,301	2,972,100	2,943,200	(28,900)
31151	PENALTIES-ALL TAXES	235,000	286,070	235,000	280,000	45,000
31152	INTEREST-ALL TAXES	100,000	106,132	100,000	100,000	-



CITY OF HARRISONBURG, VA  
REVENUE BUDGET

FUND - 1000 - GENERAL FUND

FUNCTION - 10 - GENERAL FUND GROUP

ACCOUNT-----	TITLE -----	BUDGET	ACTUAL	BUDGET	PROPOSED	NET CHANGE
		----- 2021-2022 -----	----- 2021-2022 -----	2022-2023	2023-2024	
31153	ADVERTISING RECOVERY, ETC	500	731	500	500	-
31154	COURT COST	40,000	48,262	50,000	50,000	-
31155	COLLECTION FEE - SET OFF	7,000	4,765	5,000	5,000	-
31156	COLLECTION FEE - DMV STOP	40,000	37,119	40,000	40,000	-
TOTAL PENALTIES, INTEREST, ETC.		422,500	483,079	430,500	475,500	45,000
TOTAL PROPERTY TAXES		56,991,100	57,634,787	63,871,100	72,161,100	8,290,000
31201	SALES TAX-LOCAL SHARE	14,677,400	17,626,076	16,956,800	17,925,300	968,500
31202	ELECTRICAL TAX	923,200	939,910	940,100	941,700	1,600
31203	GAS TAX	258,100	257,904	255,300	268,000	12,700
31205	WATER/SEWER UTILITY TAX	600,000	623,530	616,000	630,000	14,000
31208	BUSINESS & PRO. LICENSES	6,971,700	8,043,526	7,634,500	8,605,900	971,400
31210	MOTOR VEHICLE FEES	1,294,900	1,279,664			-
31211	BANK STOCK TAX	750,000	917,145	890,500	1,033,400	142,900
31212	HOTEL/MOTEL ROOM TAX	2,162,100	3,616,247	3,274,100	3,767,000	492,900
31213	RESTAURANT FOOD TAX	12,483,800	16,391,906	16,007,300	17,690,500	1,683,200
31214	ELECTRIC PLANT/EQUIP-HEC	596,800	625,020	625,000	653,900	28,900
31215	WATER PLANT & EQUIPMENT	603,900	603,900	611,400	650,100	38,700
31216	SEW. DISPOSAL PLNT. & EQU	403,200	403,200	433,500	454,500	21,000
31217	RECORDATION TAXES	476,800	732,838	550,000	550,000	-
31220	ADMISSIONS TAX	30,000	120,852	98,200	149,800	51,600
31222	CIGARETTE TAX	508,600	474,150	459,200	420,800	(38,400)
31225	SHORT-TERM RENTAL TAX	138,300	102,317	98,200	110,400	12,200
31233	PUB RIGHT OF WAY USER FEE	150,000	169,038	150,000	126,200	(23,800)
31240	UTIL CONSUMPTION TAX-ELEC	152,000	161,554	161,700	161,500	(200)
31241	UTIL CONSUMPTION TAX-GAS	15,900	15,601	15,600	17,200	1,600
TOTAL OTHER LOCAL TAXES		43,196,700	53,104,378	49,777,400	54,156,200	4,378,800
31301	ANIMAL LICENSES	4,000	5,324	4,000	4,000	-
31303	STREET PRIVILEGES/PERMITS	3,000	4,274	3,000	3,000	-
31304	LAND USE APPLICATION FEE	150		150	150	-
31305	TRANSFER FEES	500	980	500	500	-
31306	ZONING APPEALS	1,000	300	1,000	1,000	-
31308	SITE PLAN REVIEW	11,400	13,025	11,400	11,400	-
31309	BLDG. INSPECTION FEES	332,500	287,300	332,500	332,500	-
31311	ELECTRICAL INSPECT. FEES	61,700	49,408	61,700	61,700	-
31312	E&S CONTROL PLAN REVIEW	5,700	6,550	5,700	5,700	-
31313	PLUMBING INSPECTION FEES	28,500	19,334	28,500	28,500	-
31314	BLASTING PERMIT FEES	100	70	100	100	-
31315	SUBDIVISION FEES	4,700	6,925	4,700	4,700	-
31316	SIGN PERMITS	11,400	9,530	11,400	11,400	-
31322	PRECIOUS METALS PERMITS	500	400	500	500	-
31325	CONCEALED WEAPON PERMITS		103			-
31326	MECHANICAL PERMITS	47,500	30,336	47,500	47,500	-

CITY OF HARRISONBURG, VA  
REVENUE BUDGET

FUND - 1000 - GENERAL FUND

FUNCTION - 10 - GENERAL FUND GROUP

ACCOUNT-----	TITLE -----	----- 2021-2022 -----	----- 2022-2023 -----	----- 2023-2024 -----	NET	
		BUDGET	ACTUAL	BUDGET	PROPOSED	CHANGE
31327	FEE FOR EXEMPT.REHAB.PROP		100			-
31328	SPECIAL USE PERMIT APPLI.	9,500	6,240	9,500	9,500	-
31329	RE-ZONING APPLICATIONS	5,000	7,573	5,000	5,000	-
31334	VSMP FEES (STMWATR MNGMT)	26,600	23,249	26,600	26,600	-
31337	ZONING VERIFICATION FEES	1,000	950	1,000	1,000	-
31339	MISCELLAENOUS PERMIT FEES	2,000	1,000	2,000	2,000	-
31343	WIRELESS T'COM REVIEW FEE	1,000	200	1,000	1,000	-
31344	FOWL PERMIT FEE	200	725	200	200	-
31346	PUBLIC ACCESS PERMIT FEE	20,000	16,559	20,000	20,000	-
31348	STR & HOMESTAY REG FEE		400			-
	TOTAL LIC., PERMITS & PRIV. FEE	577,950	490,855	577,950	577,950	-
31402	R'HAM COUNTY COURT FINES	500,000	318,662	400,000	200,000	(200,000)
31404	PARKING FINES	45,000	48,834	45,000	45,000	-
31409	ALARM ORDINANCE	10,000	3,330	10,000	10,000	-
31410	E-SUMMONS FEE	25,000	24,198	30,000	30,000	-
	TOTAL FINES & FORFEITURES	580,000	395,024	485,000	285,000	(200,000)
31513	INVESTMENT EARNINGS	50,000	142,463	80,000	2,985,000	2,905,000
	TOTAL USE OF MONEY	50,000	142,463	80,000	2,985,000	2,905,000
31521	RENTAL OF PROPERTY	10,000	18,865	10,000	10,000	-
31522	CONCESSIONS & RENTALS	5,000	1,975	5,000	5,000	-
	TOTAL USE OF PROPERTY	15,000	20,840	15,000	15,000	-
	TOTAL USE OF MONEY & PROPERTY	65,000	163,303	95,000	3,000,000	2,905,000
31661	PARKING PERMITS		82,525	125,000	125,000	-
31664	WATER STREET DECK (UPPER)	55,000	14,523			-
31667	WOLFE STREET DECK (UPPER)	50,000	70,241			-
31672	LIBERTY ST./E ELIZABETH	1,500	4,500			-
	TOTAL CHARGES FOR PARKING	106,500	171,788	125,000	125,000	-
31681	CFG COMM. ACTIVITY CENTER	48,400	39,932	48,400	48,400	-
31682	WESTOVER SWIMMING POOL	95,000	103,213	95,000	95,000	-
31683	RIVEN ROCK USER FEE	2,400		2,400	2,400	-
31684	PICNIC RESERVATION FEES	28,500	17,645	28,500	28,500	-
31685	ADULT PROGRAM FEES	17,100	5,173	17,100	17,100	-
31686	YOUTH PROGRAM FEES	85,500	60,633	85,500	85,500	-
31687	CLASS PROGRAM FEES	114,000	75,729	114,000	114,000	-
31693	SIMMS RECREATION CENTER	19,000	320	19,000	19,000	-

CITY OF HARRISONBURG, VA  
REVENUE BUDGET

FUND - 1000 - GENERAL FUND

FUNCTION - 10 - GENERAL FUND GROUP

ACCOUNT-----	TITLE -----	----- 2021-2022 -----	----- 2022-2023 -----	----- 2023-2024 -----	NET	
		BUDGET	ACTUAL	BUDGET	PROPOSED	CHANGE
TOTAL CHARGES FOR RECREATION		409,900	302,645	409,900	409,900	-
31709	HANDICAP FEE	500	1,180	500	500	-
31711	18 HOLE WEEKDAY ROUNDS	109,200	123,296	120,000	120,000	-
31712	9 HOLE WEEKDAY ROUNDS	19,000	33,405	35,000	35,000	-
31713	18 HOLE WEEKEND/HOL ROUND	95,000	171,330	165,000	165,000	-
31714	9 HOLE WEEKEND/HOL ROUNDS	10,400	33,572	30,000	30,000	-
31715	OUTING/TOURNAMENT ROUNDS	28,500	44,735	28,500	45,000	16,500
31716	TWILIGHT ROUNDS	28,500	34,600	28,500	35,000	6,500
31719	MEMBERSHIP/ANNUAL ROUNDS	99,700	135,343	102,000	125,000	23,000
31721	GOLF ASSOCIATION DUES	7,600	7,915	7,600	7,600	-
31722	DRIVING RANGE FEE	19,000	32,546	25,000	25,000	-
31723	18 HOLE CART FEE	123,500	146,382	130,000	150,000	20,000
31724	9 HOLE CART FEE	21,800	34,158	25,000	35,000	10,000
31726	9/18 HOLE HAND CART FEE	900	192	900	900	-
31727	GOLF LESSONS	9,500	2,815	5,000	5,000	-
31728	CLUB RENTAL	900	1,143	900	900	-
31729	CLUB REPAIR	2,800	666	1,500	1,500	-
31731	FOOD/BEVERAGE SALES-GOLF	4,700	13,585	4,700	15,000	10,300
31732	MERCHANDISE-RESALE-GOLF	25,000	25,829	25,000	25,000	-
31733	MERCHANDISE-SPECIAL ORDER	6,000		6,000		(6,000)
TOTAL CHARGES FOR GOLF		612,500	842,692	741,100	821,400	80,300
31677	LAW/TRAFFIC ENFORCE. CHGS	65,000	57,011	65,000	65,000	-
31678	FIRE DEPT - JMU CHGS	9,500	3,355	9,500	9,500	-
31679	RESCUE SERVICES FEE	100,000	120,049	100,000	120,000	20,000
TOTAL MISCELLANEOUS CHARGES		174,500	180,415	174,500	194,500	20,000
TOTAL CHARGES FOR SERVICES		1,303,400	1,497,540	1,450,500	1,550,800	100,300
31801	CONTRIBUTION FROM HEC	5,200,000	5,200,000	5,200,000	5,200,000	-
31809	DONATIONS	22,500	11,396	20,000	20,000	-
31810	SALE OF MAT'L & SUPPLIES	1,000	24,180	1,000	1,000	-
31811	SALE OF USED EQUIPMENT	20,000	52,089	20,000	20,000	-
31813	DONATIONS - JMU	220,000	267,953	260,000	275,000	15,000
31820	OTHER MISCELLANEOUS REV		1,278			-
31823	DONATIONS - BLACKS RUN		2,507			-
31824	DONATIONS-ZANE SHOWKER FD	46,000	47,756	46,000	46,000	-
31825	MISC OVERAGE/SHORTAGE		69			-
31828	VRSA SAFETY GRANT		918			-
31830	SERV CHG TAX EXEMPT PROPE	101,600	114,639	118,350	124,000	5,650
31831	MERCHANDISE SALE-GIFT SHO	15,000	20,853	10,000	10,000	-
31836	BAD CHECK/ACH FEE	1,000	2,548	1,000	1,000	-
31838	TREAS OVERAGE/SHORTAGE		297			-
31839	ECON DEV CONFERENCE	25,000		25,000	25,000	-

CITY OF HARRISONBURG, VA  
REVENUE BUDGET

FUND - 1000 - GENERAL FUND

FUNCTION - 10 - GENERAL FUND GROUP

ACCOUNT-----	TITLE -----	----- 2021-2022 -----	----- 2022-2023 -----	----- 2023-2024 -----	NET	
		BUDGET	ACTUAL	BUDGET	PROPOSED	CHANGE
31846	MISCELLANEOUS GRANTS	7,743	7,743			-
31847	VPSA REFUNDING	243,000	243,075	245,800	246,375	575
31848	ECON DEV PROGRAMS		642			-
TOTAL	MISCELLANEOUS REVENUES	5,902,843	5,997,348	5,947,150	5,968,375	21,225
31901	RECOVERIES & REBATES	30,000	59,321	30,000	30,000	-
31913	OVERPAYMENTS		1,531			-
31914	RECOVERED COSTS	120,000	102,669	120,000	120,000	-
31928	REIMB FOR DEBT - HRHA	656,150	648,363	608,100	616,850	8,750
31940	REIMB FOR DEBT - HRCSB	163,200	163,228	161,949	162,123	174
TOTAL	RECOVERED COSTS	969,350	972,050	920,049	928,973	8,924
TOTAL	LOCAL REVENUES	118,776,487	129,445,430	129,424,149	143,628,398	14,204,249
32203	ROLLING STOCK TAX	16,000	15,683	16,000	16,000	-
32204	PP TAX REIMBURSEMENT	1,522,583	1,522,583	1,522,583	1,522,583	-
32205	MOBIL HOME TITLING TAX	3,000	6,516	3,000	3,000	-
32207	ANIMAL FRIENDLY LIC PLATE	500	641	500	500	-
32208	POLICE SUPPORT (HB599)	1,455,500	1,455,665	1,455,500	1,600,000	144,500
32209	AUTO RENTAL TAX	290,100	411,300	393,200	445,800	52,600
32213	COMMUNICA SALES & USE TAX	1,185,200	1,157,126	1,095,900	1,103,600	7,700
32214	GAMES OF SKILL TAX		23,040			-
TOTAL	NON-CATEGORICAL AID	4,472,883	4,592,555	4,486,683	4,691,483	204,800
32303	ST.SHARE-COMR. OF REVENUE	150,000	158,877	157,000	176,000	19,000
32304	STATE SHARE-TREASURER	130,000	137,600	137,000	155,000	18,000
32306	STATE SHARE-REGISTRAR	91,916	80,280	91,000	81,000	(10,000)
TOTAL	SHARED EXPENSES	371,916	376,757	385,000	412,000	27,000
32456	VTC-MARKETING GRANT	50,000	50,000			-
TOTAL	CATEGORICAL AID	50,000	50,000			-
32501	REIMB-HAZMAT RESPONSE		2,779			-
32506	STREET & HIGHWAY MAINT.	5,327,948	5,327,948	5,461,100	5,791,400	330,300
32507	LITTER CONTROL	9,000	13,689	9,000	9,000	-
32510	HAZARDOUS MATERIALS	10,000	10,000	10,000	10,000	-
32512	FIRE PROGRAMS FUND	186,400	197,979	198,000	208,000	10,000
32514	4-FOR-LIFE	31,000	31,891	31,000	33,600	2,600
32525	VDOT-REIMBURSEMENT	90,000	90,242			-
32533	SPAY & NEUTER FUNDS	50	193	50	50	-
32547	ICAC FUNDS		25,187			-
32554	DACS - AFID GRANT	25,000				-

CITY OF HARRISONBURG, VA  
REVENUE BUDGET

FUND - 1000 - GENERAL FUND  
FUNCTION - 10 - GENERAL FUND GROUP

ACCOUNT-----	TITLE -----	----- 2021-2022 -----	----- 2022-2023 -----	----- 2023-2024 -----	NET	
		BUDGET	ACTUAL	BUDGET	PROPOSED	CHANGE
32556	DHCD GRANT	100,000	100,000			-
32559	VDFP - C&EA GRANT		2,745			-
32560	VOEMS - EMS SCHOLARSHIP	20,362	20,362			-
32561	MISC GRANTS AND REIMB	852	852			-
TOTAL OTHER CATEGORICAL AID		5,800,612	5,818,377	5,709,150	6,052,050	342,900
TOTAL STATE REVENUES		10,695,411	10,837,689	10,580,833	11,155,533	574,700
33206	CARES ACT (CRF) - PU	48,203				-
33210	ARPA FUNDS (CSLFRF)	1,337,548	1,326,826	54,700	47,500	(7,200)
33211	ARPA FUNDS - VTC	70,000	32,500			-
33213	ARPA FUNDS (MUA) - PU	191,384	191,384			-
TOTAL NON-CATEGORICAL AID		1,647,135	1,550,711	54,700	47,500	(7,200)
33511	VA DEPT OF FORESTRY GRANT		12,000			-
33521	VSTOP GRANT	40,000	52,631	40,000	40,000	-
33524	DMV GRANT	46,697	22,767			-
33534	HOMELAND SECURITY GRANT	389,064	252,616	7,500	7,500	-
33554	USMS - JNT LAW ENFORC OPS		6,271			-
33571	VDOT-HSIP GRANT	518,741	599,078			-
33573	COMMUNITY PARAMEDIC			200,466	200,466	-
TOTAL CATEGORICAL AID		994,502	945,364	247,966	247,966	-
TOTAL FEDERAL REVENUES		2,641,637	2,496,074	302,666	295,466	(7,200)
34011	INSURANCE RECOVERIES	20,000	39,883	20,000	20,000	-
34012	SALE OF LAND	30,000	37,295	30,000	30,000	-
TOTAL NON-REVENUE RECEIPTS		50,000	77,177	50,000	50,000	-
34013	PREM ON L/T DEBT ISSUED	6,608,740	6,608,740			-
34114	REFUNDING DEBT ISSUED	33,440,000	33,440,000			-
TOTAL DEBT ISSUE PROCEEDS		40,048,740	40,048,740			-
34130	LEASE - RIGHT TO USE	164,547	164,547			-
TOTAL LONG-TERM DEBT ISSUED		164,547	164,547			-
34215	TR FROM SCHOOL FUND			2,400,000		(2,400,000)
34220	TR FROM WATER FUND	923,400	923,400	923,400	923,400	-
34230	TR FROM SEWER FUND	923,400	923,400	923,400	923,400	-
34260	TR FROM PBLC TRANSP FUND	336,000	336,000	360,000	160,000	(200,000)

04/11/2023

CITY OF HARRISONBURG, VA  
REVENUE BUDGET

FUND - 1000 - GENERAL FUND  
FUNCTION - 10 - GENERAL FUND GROUP

ACCOUNT-----	TITLE -----	-----	2021-2022 -----	2022-2023	2023-2024	NET
		BUDGET	ACTUAL	BUDGET	PROPOSED	CHANGE
34270	TR FROM SANITATION FUND	107,200	107,200	138,000	134,800	(3,200)
34285	TR FROM STORMWATER FUND	20,400	20,400	22,500	29,000	6,500
TOTAL INTER-FUND TRANSFERS		2,310,400	2,310,400	4,767,300	2,170,600	(2,596,700)
TOTAL NON-REVENUE RECEIPTS		42,573,688	42,600,865	4,817,300	2,220,600	(2,596,700)
TOTAL GENERAL FUND		174,687,223	185,380,058	145,124,948	157,299,997	12,175,049

CITY OF HARRISONBURG, VA  
REVENUE BUDGET

FUND - 1111 - SCHOOL FUND

FUNCTION - 11 - SPECIAL REVENUE FUNDS

ACCOUNT-----	TITLE -----	BUDGET	2021-2022 ----- ACTUAL	2022-2023 BUDGET	2023-2024 PROPOSED	NET CHANGE
31010	AMOUNT FROM FUND BALANCE	2,310,941	2,310,941			-
	TOTAL AMOUNT FROM FUND BALANCE	2,310,941	2,310,941			-
31691	SCHOOL REVENUE-OTHER	1,026,542	1,354,900	378,542	478,542	100,000
	TOTAL CHARGES FOR EDUCATION	1,026,542	1,354,900	378,542	478,542	100,000
	TOTAL CHARGES FOR SERVICES	1,026,542	1,354,900	378,542	478,542	100,000
	TOTAL LOCAL REVENUES	3,337,483	3,665,841	378,542	478,542	100,000
32442	SCHOOL REVENUE-STATE	50,982,483	52,280,088	58,945,684	62,054,181	3,108,497
	TOTAL CATEGORICAL AID	50,982,483	52,280,088	58,945,684	62,054,181	3,108,497
	TOTAL STATE REVENUES	50,982,483	52,280,088	58,945,684	62,054,181	3,108,497
33301	SCHOOL REVENUE-FEDERAL	9,228,927	8,054,902	9,837,831	9,568,588	(269,243)
	TOTAL FEDERAL REVENUES	9,228,927	8,054,902	9,837,831	9,568,588	(269,243)
	TOTAL FEDERAL REVENUES	9,228,927	8,054,902	9,837,831	9,568,588	(269,243)
34130	LEASE - RIGHT TO USE	1,211,381	1,211,381			-
	TOTAL LONG-TERM DEBT ISSUED	1,211,381	1,211,381			-
34210	TR FROM GENERAL FUND	36,008,259	36,008,259	37,435,173	42,267,782	4,832,609
	TOTAL INTER-FUND TRANSFERS	36,008,259	36,008,259	37,435,173	42,267,782	4,832,609
	TOTAL NON-REVENUE RECEIPTS	37,219,640	37,219,640	37,435,173	42,267,782	4,832,609
	TOTAL SCHOOL FUND	100,768,532	101,220,471	106,597,230	114,369,093	7,771,863

CITY OF HARRISONBURG, VA  
REVENUE BUDGETFUND - 1114 - SCHOOL NUTRITION FUND  
FUNCTION - 11 - SPECIAL REVENUE FUNDS

ACCOUNT-----	TITLE -----	----- 2021-2022 -----	----- 2022-2023 -----	----- 2023-2024 -----	NET	
		BUDGET	ACTUAL	BUDGET	PROPOSED	CHANGE
31010	AMOUNT FROM FUND BALANCE	122,739	122,739		438,426	438,426
	TOTAL AMOUNT FROM FUND BALANCE	122,739	122,739		438,426	438,426
31691	SCHOOL REVENUE-OTHER	75,000	81,284	76,000	141,000	65,000
	TOTAL CHARGES FOR EDUCATION	75,000	81,284	76,000	141,000	65,000
	TOTAL CHARGES FOR SERVICES	75,000	81,284	76,000	141,000	65,000
	TOTAL LOCAL REVENUES	197,739	204,023	76,000	579,426	503,426
32442	SCHOOL REVENUE-STATE	194,000	168,986	155,000	185,000	30,000
	TOTAL CATEGORICAL AID	194,000	168,986	155,000	185,000	30,000
	TOTAL STATE REVENUES	194,000	168,986	155,000	185,000	30,000
33301	SCHOOL REVENUE-FEDERAL	4,372,600	6,166,107	4,746,692	5,235,000	488,308
	TOTAL FEDERAL REVENUES	4,372,600	6,166,107	4,746,692	5,235,000	488,308
	TOTAL FEDERAL REVENUES	4,372,600	6,166,107	4,746,692	5,235,000	488,308
	TOTAL SCHOOL NUTRITION FUND	4,764,339	6,539,116	4,977,692	5,999,426	1,021,734



CITY OF HARRISONBURG, VA  
REVENUE BUDGETFUND - 1116 - EMERG COMM CENTER FUND  
FUNCTION - 11 - SPECIAL REVENUE FUNDS

ACCOUNT-----	TITLE -----	BUDGET	2021-2022 ----- ACTUAL	2022-2023 BUDGET	2023-2024 PROPOSED	NET CHANGE
31010	AMOUNT FROM FUND BALANCE	1,012,717	1,012,717	650,000	690,000	40,000
TOTAL AMOUNT FROM FUND BALANCE		1,012,717	1,012,717	650,000	690,000	40,000
31513	INVESTMENT EARNINGS	15,000	6,595	5,000	30,000	25,000
TOTAL USE OF MONEY		15,000	6,595	5,000	30,000	25,000
31523	RENTAL OF ECC TOWER SPACE	209,376	202,049	209,376	210,000	624
TOTAL USE OF PROPERTY		209,376	202,049	209,376	210,000	624
TOTAL USE OF MONEY & PROPERTY		224,376	208,644	214,376	240,000	25,624
31805	ECC PAYMENTS FM R'HAM CO	3,237,100	3,237,100	3,506,761	3,791,455	284,694
31811	SALE OF USED EQUIPMENT		1,925			-
TOTAL MISCELLANEOUS REVENUES		3,237,100	3,239,025	3,506,761	3,791,455	284,694
31901	RECOVERIES & REBATES	3,500	1,713	2,500	2,500	-
31914	RECOVERED COSTS	13,000	12,750	13,000	13,000	-
31933	EQUIP REP/PRCH FOR OTHERS	250,000	91,096	250,000	250,000	-
31934	REIMB-JMU	281,706	195,075	275,000	263,000	(12,000)
31939	CAD/DMS PRCH FOR OTHERS	50,000	13,250	25,000	25,000	-
TOTAL RECOVERED COSTS		598,206	313,884	565,500	553,500	(12,000)
TOTAL LOCAL REVENUES		5,072,399	4,774,270	4,936,637	5,274,955	338,318
32308	STATE SHARE - DISPATCHERS	160,948	179,729	160,948	190,000	29,052
TOTAL SHARED EXPENSES		160,948	179,729	160,948	190,000	29,052
32536	VA WIRELESS E911 TAX	414,000	484,389	441,600	500,000	58,400
32542	VA 911 SERVICES BOARD GRT	3,000		3,000	3,000	-
TOTAL OTHER CATEGORICAL AID		417,000	484,389	444,600	503,000	58,400
TOTAL STATE REVENUES		577,948	664,118	605,548	693,000	87,452
33559	CACHE TEAM GRNT - OPERING	125,000	82,690	12,000	10,000	(2,000)
33566	CACHE TEAM GRNT - CAPITAL			88,000	80,000	(8,000)
TOTAL CATEGORICAL AID		125,000	82,690	100,000	90,000	(10,000)

CITY OF HARRISONBURG, VA  
REVENUE BUDGET

FUND - 1116 - EMERG COMM CENTER FUND  
FUNCTION - 11 - SPECIAL REVENUE FUNDS

ACCOUNT-----	TITLE -----	----- 2021-2022 -----	----- 2022-2023 -----	----- 2023-2024 -----	NET	
		BUDGET	ACTUAL	BUDGET	PROPOSED	CHANGE
TOTAL FEDERAL REVENUES		125,000	82,690	100,000	90,000	(10,000)
34011	INSURANCE RECOVERIES		16,000			-
TOTAL NON-REVENUE RECEIPTS			16,000			-
34210	TR FROM GENERAL FUND	3,237,100	3,237,100	3,506,761	3,791,455	284,694
TOTAL INTER-FUND TRANSFERS		3,237,100	3,237,100	3,506,761	3,791,455	284,694
TOTAL NON-REVENUE RECEIPTS		3,237,100	3,253,100	3,506,761	3,791,455	284,694
TOTAL EMERG COMM CENTER FUND		9,012,447	8,774,177	9,148,946	9,849,410	700,464

04/11/2023

CITY OF HARRISONBURG, VA  
REVENUE BUDGET

FUND - 1117 - COMM DEV BLOCK GRANT FUND  
FUNCTION - 11 - SPECIAL REVENUE FUNDS

ACCOUNT-----	TITLE -----	-----	2021-2022 -----	2022-2023	2023-2024	NET
		BUDGET	ACTUAL	BUDGET	PROPOSED	CHANGE
33201	COMM DEV BLOCK GRANT	1,661,627	653,103	540,419	506,946	(33,473)
33210	ARPA FUNDS (CSLFRF)	1,776	1,776			-
TOTAL NON-CATEGORICAL AID		1,663,403	654,879	540,419	506,946	(33,473)
TOTAL FEDERAL REVENUES		1,663,403	654,879	540,419	506,946	(33,473)
TOTAL COMM DEV BLOCK GRANT FUND		1,663,403	654,879	540,419	506,946	(33,473)

CITY OF HARRISONBURG, VA  
REVENUE BUDGETFUND - 1118 - SCHOOL TRNSPORTATION FUND  
FUNCTION - 11 - SPECIAL REVENUE FUNDS

ACCOUNT-----	TITLE -----	----- 2021-2022 -----	----- 2022-2023 -----	----- 2023-2024 -----	NET	
		BUDGET	ACTUAL	BUDGET	PROPOSED	CHANGE
31010	AMOUNT FROM FUND BALANCE	478,800	478,800	476,980	600,000	123,020
	TOTAL AMOUNT FROM FUND BALANCE	478,800	478,800	476,980	600,000	123,020
31513	INVESTMENT EARNINGS	400	2,430	500	19,760	19,260
	TOTAL USE OF MONEY	400	2,430	500	19,760	19,260
	TOTAL USE OF MONEY & PROPERTY	400	2,430	500	19,760	19,260
31644	SCH BD-SPEC.ED-SP ARRANGE	40,000	85,250	42,400	50,000	7,600
31645	SCHOOL BD-SPEC.ED-BUS	1,435,800	1,435,800	1,744,700	1,935,400	190,700
31646	SCHOOL BOARD-ATHLETICS	66,000	82,563	70,000	70,000	-
31647	SCHOOL BOARD-CHARTERS	80,000	69,226	80,000	80,000	-
31650	SCHOOL BOARD-SUMMER SCH.	140,000	188,103	150,000	150,000	-
31656	SCHOOL BD-SCHOOL BUS	2,549,022	2,549,022	3,031,300	3,328,563	297,263
31658	SCHOOL BUS CHARTERS	8,000	3,148	8,000	8,000	-
31688	OTHER SCHOOL BOARD		58,400			-
	TOTAL TRANSIT CHARGES	4,318,822	4,471,513	5,126,400	5,621,963	495,563
	TOTAL CHARGES FOR SERVICES	4,318,822	4,471,513	5,126,400	5,621,963	495,563
31811	SALE OF USED EQUIPMENT	15,000	960	15,000	15,000	-
	TOTAL MISCELLANEOUS REVENUES	15,000	960	15,000	15,000	-
	TOTAL LOCAL REVENUES	4,813,022	4,953,703	5,618,880	6,256,723	637,843
33210	ARPA FUNDS (CSLFRF)	204,524	204,524			-
	TOTAL NON-CATEGORICAL AID	204,524	204,524			-
	TOTAL FEDERAL REVENUES	204,524	204,524			-
34011	INSURANCE RECOVERIES		2,119			-
	TOTAL NON-REVENUE RECEIPTS		2,119			-
	TOTAL NON-REVENUE RECEIPTS		2,119			-
	TOTAL SCHOOL TRNSPORTATION FUND	5,017,547	5,160,346	5,618,880	6,256,723	637,843

CITY OF HARRISONBURG, VA  
REVENUE BUDGETFUND - 1310 - GENERAL CAPITAL PROJECTS  
FUNCTION - 13 - CAPITAL PROJECTS FUNDS

ACCOUNT-----	TITLE -----	BUDGET	2021-2022 ----- ACTUAL	2022-2023 BUDGET	2023-2024 PROPOSED	NET CHANGE
31010	AMOUNT FROM FUND BALANCE	9,707,500	9,707,500			-
TOTAL AMOUNT FROM FUND BALANCE		9,707,500	9,707,500			-
31514	INTEREST EARNINGS - BONDS	211	9,936			-
TOTAL USE OF MONEY		211	9,936			-
TOTAL USE OF MONEY & PROPERTY		211	9,936			-
31846	MISCELLANEOUS GRANTS	114,228				-
TOTAL MISCELLANEOUS REVENUES		114,228				-
31934	REIMB-JMU	4,784,717	172,884			-
TOTAL RECOVERED COSTS		4,784,717	172,884			-
TOTAL LOCAL REVENUES		14,606,656	9,890,320			-
32544	VDOT REVENUE SHARING	6,983,966	1,115,336			-
TOTAL OTHER CATEGORICAL AID		6,983,966	1,115,336			-
TOTAL STATE REVENUES		6,983,966	1,115,336			-
33564	TAP GRANT	513,433	105,831			-
33568	DCR - RTP GRANT	354,090	264,305			-
33572	VDOT SMART SCALE FUNDS	20,192,865				-
TOTAL CATEGORICAL AID		21,060,388	370,136			-
TOTAL FEDERAL REVENUES		21,060,388	370,136			-
34013	PREM ON L/T DEBT ISSUED	511,932	511,932			-
34110	LONG-TERM DEBT ISSUED	5,635,000	5,635,000			-
TOTAL DEBT ISSUE PROCEEDS		6,146,932	6,146,932			-
34210	TR FROM GENERAL FUND	625,000	625,000	6,925,000	8,300,000	1,375,000
TOTAL INTER-FUND TRANSFERS		625,000	625,000	6,925,000	8,300,000	1,375,000

04/11/2023

CITY OF HARRISONBURG, VA  
REVENUE BUDGET

FUND - 1310 - GENERAL CAPITAL PROJECTS  
FUNCTION - 13 - CAPITAL PROJECTS FUNDS

ACCOUNT-----	TITLE -----	-----	2021-2022 -----	2022-2023	2023-2024	NET
		BUDGET	ACTUAL	BUDGET	PROPOSED	CHANGE
TOTAL NON-REVENUE RECEIPTS		6,771,932	6,771,932	6,925,000	8,300,000	1,375,000
TOTAL GENERAL CAPITAL PROJECTS		49,422,942	18,147,724	6,925,000	8,300,000	1,375,000

CITY OF HARRISONBURG, VA  
REVENUE BUDGETFUND - 1311 - SCHOOL CAPITAL PROJECTS  
FUNCTION - 13 - CAPITAL PROJECTS FUNDS

ACCOUNT-----	TITLE -----	----- 2021-2022 -----	2022-2023	2023-2024	NET	
		BUDGET	ACTUAL	BUDGET	PROPOSED	CHANGE
31010	AMOUNT FROM FUND BALANCE	365,348	365,348			-
	TOTAL AMOUNT FROM FUND BALANCE	365,348	365,348			-
31514	INTEREST EARNINGS - BONDS		101,449			-
	TOTAL USE OF MONEY		101,449			-
	TOTAL USE OF MONEY & PROPERTY		101,449			-
	TOTAL LOCAL REVENUES	365,348	466,798			-
34013	PREM ON L/T DEBT ISSUED	7,174,731	7,174,731			-
34110	LONG-TERM DEBT ISSUED	78,970,000	78,970,000			-
	TOTAL DEBT ISSUE PROCEEDS	86,144,731	86,144,731			-
34210	TR FROM GENERAL FUND	2,300,000	2,300,000			-
34215	TR FROM SCHOOL FUND	3,000,000	3,000,000	600,000	3,000,000	2,400,000
	TOTAL INTER-FUND TRANSFERS	5,300,000	5,300,000	600,000	3,000,000	2,400,000
	TOTAL NON-REVENUE RECEIPTS	91,444,731	91,444,731	600,000	3,000,000	2,400,000
	TOTAL SCHOOL CAPITAL PROJECTS	91,810,079	91,911,529	600,000	3,000,000	2,400,000

CITY OF HARRISONBURG, VA  
REVENUE BUDGET

FUND - 1316 - ECC CAPITAL PROJECTS  
FUNCTION - 13 - CAPITAL PROJECTS FUNDS

ACCOUNT-----	TITLE -----	-----	2021-2022 -----		2022-2023	2023-2024	NET
		BUDGET	ACTUAL		BUDGET	PROPOSED	CHANGE
31010	AMOUNT FROM FUND BALANCE	1,806,039	1,806,039				-
	TOTAL AMOUNT FROM FUND BALANCE	1,806,039	1,806,039				-
31920	REIMB-R'HAM COUNTY	58,464	58,464				-
31938	REIMB-CITY	58,464	58,464				-
	TOTAL RECOVERED COSTS	116,927	116,927				-
	TOTAL LOCAL REVENUES	1,922,966	1,922,966				-
32542	VA 911 SERVICES BOARD GRT	210,000					-
	TOTAL OTHER CATEGORICAL AID	210,000					-
	TOTAL STATE REVENUES	210,000					-
34296	TR FROM ECC FUND	850,000	850,000	650,000	600,000	(50,000)	
	TOTAL INTER-FUND TRANSFERS	850,000	850,000	650,000	600,000	(50,000)	
	TOTAL NON-REVENUE RECEIPTS	850,000	850,000	650,000	600,000	(50,000)	
	TOTAL ECC CAPITAL PROJECTS	2,982,966	2,772,966	650,000	600,000	(50,000)	



CITY OF HARRISONBURG, VA  
REVENUE BUDGET

FUND - 1321 - WATER CAPITAL PROJECTS  
FUNCTION - 13 - CAPITAL PROJECTS FUNDS

ACCOUNT-----	TITLE -----	-----	2021-2022 -----		2022-2023	2023-2024	NET
		BUDGET	ACTUAL		BUDGET	PROPOSED	CHANGE
31010	AMOUNT FROM FUND BALANCE	5,712,417	5,712,417				-
	TOTAL AMOUNT FROM FUND BALANCE	5,712,417	5,712,417				-
31514	INTEREST EARNINGS - BONDS		41,197				-
	TOTAL USE OF MONEY		41,197				-
	TOTAL USE OF MONEY & PROPERTY		41,197				-
	TOTAL LOCAL REVENUES	5,712,417	5,753,614				-
34013	PREM ON L/T DEBT ISSUED	2,241,575	2,241,575				-
34110	LONG-TERM DEBT ISSUED	24,675,000	24,675,000				-
	TOTAL DEBT ISSUE PROCEEDS	26,916,575	26,916,575				-
34220	TR FROM WATER FUND	2,004,908	2,004,908		3,037,659	1,606,627	(1,431,032)
	TOTAL INTER-FUND TRANSFERS	2,004,908	2,004,908		3,037,659	1,606,627	(1,431,032)
	TOTAL NON-REVENUE RECEIPTS	28,921,483	28,921,483		3,037,659	1,606,627	(1,431,032)
	TOTAL WATER CAPITAL PROJECTS	34,633,900	34,675,097		3,037,659	1,606,627	(1,431,032)

CITY OF HARRISONBURG, VA  
REVENUE BUDGET

FUND - 1322 - SEWER CAPITAL PROJECTS  
FUNCTION - 13 - CAPITAL PROJECTS FUNDS

ACCOUNT-----	TITLE -----	-----	2021-2022 -----	2022-2023	2023-2024	NET
		BUDGET	ACTUAL	BUDGET	PROPOSED	CHANGE
31010	AMOUNT FROM FUND BALANCE	5,224,284	5,224,284			-
	TOTAL AMOUNT FROM FUND BALANCE	5,224,284	5,224,284			-
	TOTAL LOCAL REVENUES	5,224,284	5,224,284			-
34230	TR FROM SEWER FUND			1,914,307	1,073,666	(840,641)
	TOTAL INTER-FUND TRANSFERS			1,914,307	1,073,666	(840,641)
	TOTAL NON-REVENUE RECEIPTS			1,914,307	1,073,666	(840,641)
	TOTAL SEWER CAPITAL PROJECTS	5,224,284	5,224,284	1,914,307	1,073,666	(840,641)

04/11/2023

CITY OF HARRISONBURG, VA  
REVENUE BUDGET

FUND - 1324 - SANITATION CAP. PROJECTS  
FUNCTION - 13 - CAPITAL PROJECTS FUNDS

ACCOUNT-----	TITLE -----	-----	2021-2022 -----	2022-2023	2023-2024	NET
		BUDGET	ACTUAL	BUDGET	PROPOSED	CHANGE
31010	AMOUNT FROM FUND BALANCE	332,173	332,173			-
	TOTAL AMOUNT FROM FUND BALANCE	332,173	332,173			-
	TOTAL LOCAL REVENUES	332,173	332,173			-
34270	TR FROM SANITATION FUND				2,697,965	2,697,965
	TOTAL INTER-FUND TRANSFERS				2,697,965	2,697,965
	TOTAL NON-REVENUE RECEIPTS				2,697,965	2,697,965
	TOTAL SANITATION CAP. PROJECTS	332,173	332,173		2,697,965	2,697,965

CITY OF HARRISONBURG, VA  
REVENUE BUDGET

FUND - 1328 - STMWTR CAP PROJECTS  
FUNCTION - 13 - CAPITAL PROJECTS FUNDS

ACCOUNT-----	TITLE -----	-----	2021-2022 -----	2022-2023	2023-2024	NET
		BUDGET	ACTUAL	BUDGET	PROPOSED	CHANGE
31010	AMOUNT FROM FUND BALANCE	2,172,002	2,172,002			-
	TOTAL AMOUNT FROM FUND BALANCE	2,172,002	2,172,002			-
	TOTAL LOCAL REVENUES	2,172,002	2,172,002			-
32557	SLAF GRANT (DEQ)	2,368,997				-
	TOTAL OTHER CATEGORICAL AID	2,368,997				-
	TOTAL STATE REVENUES	2,368,997				-
34285	TR FROM STORMWATER FUND	2,324,242	2,324,242		358,500	358,500
	TOTAL INTER-FUND TRANSFERS	2,324,242	2,324,242		358,500	358,500
	TOTAL NON-REVENUE RECEIPTS	2,324,242	2,324,242		358,500	358,500
	TOTAL STMWTR CAP PROJECTS	6,865,241	4,496,244		358,500	358,500

CITY OF HARRISONBURG, VA  
REVENUE BUDGETFUND - 2011 - WATER FUND  
FUNCTION - 20 - ENTERPRISE FUNDS

ACCOUNT-----	TITLE -----	----- 2021-2022 -----	----- 2022-2023 -----	----- 2023-2024 -----	NET	
		BUDGET	ACTUAL	BUDGET	PROPOSED	CHANGE
31010	AMOUNT FROM FUND BALANCE	284,289	284,289	2,067,455	242,080	(1,825,375)
	TOTAL AMOUNT FROM FUND BALANCE	284,289	284,289	2,067,455	242,080	(1,825,375)
31318	APPLICATION FEES	150,000	120,200	100,000	100,000	-
	TOTAL LIC., PERMITS & PRIV. FEE	150,000	120,200	100,000	100,000	-
31513	INVESTMENT EARNINGS	10,800	18,071	25,000	125,000	100,000
	TOTAL USE OF MONEY	10,800	18,071	25,000	125,000	100,000
31521	RENTAL OF PROPERTY	25,000	37,550	25,000	50,000	25,000
	TOTAL USE OF PROPERTY	25,000	37,550	25,000	50,000	25,000
	TOTAL USE OF MONEY & PROPERTY	35,800	55,621	50,000	175,000	125,000
31611	UTILITY SALES TO CUSTOMER	8,666,650	9,855,957	9,750,000	10,450,000	700,000
31612	UTILITY SALES TO CITY DEP	40,000	41,597			-
31613	WATER SURCHARGE FEE	200,000	244,818	250,000	250,000	-
31615	FIRE HYDRANT CHARGE	95,000	95,000	95,000	70,000	(25,000)
31617	UTILITY BILLING CHARGE	100,000	71,954	100,000	100,000	-
	TOTAL WATER CHARGES	9,101,650	10,309,326	10,195,000	10,870,000	675,000
	TOTAL CHARGES FOR SERVICES	9,101,650	10,309,326	10,195,000	10,870,000	675,000
31810	SALE OF MAT'L & SUPPLIES	5,000	8,138	4,000	5,000	1,000
31828	VRSA SAFETY GRANT		363			-
31832	COLLECTION FEE	1,000	803	1,000		(1,000)
	TOTAL MISCELLANEOUS REVENUES	6,000	9,304	5,000	5,000	-
31901	RECOVERIES & REBATES	5,000	464	500		(500)
31902	RECOVERABLE CHARGES	30,000	100,202	19,500	50,000	30,500
31905	CONNECTION CHARGES		3,750		50,000	50,000
	TOTAL RECOVERED COSTS	35,000	104,416	20,000	100,000	80,000
	TOTAL LOCAL REVENUES	9,612,739	10,883,156	12,437,455	11,492,080	(945,375)
33210	ARPA FUNDS (CSLFRF)	116,262	116,262			-
	TOTAL NON-CATEGORICAL AID	116,262	116,262			-

CITY OF HARRISONBURG, VA  
REVENUE BUDGETFUND - 2011 - WATER FUND  
FUNCTION - 20 - ENTERPRISE FUNDS

ACCOUNT-----	TITLE -----	----- 2021-2022 -----		2022-2023	2023-2024	NET CHANGE
		BUDGET	ACTUAL	BUDGET	PROPOSED	
TOTAL FEDERAL REVENUES		116,262	116,262			-
34011	INSURANCE RECOVERIES		4,317			-
TOTAL NON-REVENUE RECEIPTS			4,317			-
34013	PREM ON L/T DEBT ISSUED	2,698,104	2,698,104			-
34114	REFUNDING DEBT ISSUED	12,520,000	12,520,000			-
TOTAL DEBT ISSUE PROCEEDS		15,218,104	15,218,104			-
34295	TR FROM WATER CP FUND	421,323	421,323			-
TOTAL INTER-FUND TRANSFERS		421,323	421,323			-
34310	TR FROM DEPR RESERVE	1,723,200	1,723,200	1,766,700	1,831,800	65,100
TOTAL INTRA-FUND TRANSFERS		1,723,200	1,723,200	1,766,700	1,831,800	65,100
TOTAL NON-REVENUE RECEIPTS		17,362,627	17,366,944	1,766,700	1,831,800	65,100
TOTAL WATER FUND		27,091,628	28,366,362	14,204,155	13,323,880	(880,275)

CITY OF HARRISONBURG, VA  
REVENUE BUDGETFUND - 2012 - SEWER FUND  
FUNCTION - 20 - ENTERPRISE FUNDS

ACCOUNT-----	TITLE -----	----- 2021-2022 -----	----- 2022-2023 -----	----- 2023-2024 -----	NET	
		BUDGET	ACTUAL	BUDGET	PROPOSED	CHANGE
31010	AMOUNT FROM FUND BALANCE	867,388	867,388	1,473,070	880,120	(592,950)
	TOTAL AMOUNT FROM FUND BALANCE	867,388	867,388	1,473,070	880,120	(592,950)
31318	APPLICATION FEES	200,000	172,500	110,000	110,000	-
	TOTAL LIC., PERMITS & PRIV. FEE	200,000	172,500	110,000	110,000	-
31513	INVESTMENT EARNINGS	8,000	13,308	5,000	125,000	120,000
	TOTAL USE OF MONEY	8,000	13,308	5,000	125,000	120,000
	TOTAL USE OF MONEY & PROPERTY	8,000	13,308	5,000	125,000	120,000
31621	UTILITY SALES TO CUSTOMER	3,845,600	4,686,342	4,775,000	5,250,000	475,000
31622	UTILITY SALES TO CITY DEP	20,000	18,432			-
31623	SEWER AUTHORITY FEE	6,253,990	7,747,886	7,475,000	7,675,000	200,000
	TOTAL SEWER CHARGES	10,119,590	12,452,660	12,250,000	12,925,000	675,000
	TOTAL CHARGES FOR SERVICES	10,119,590	12,452,660	12,250,000	12,925,000	675,000
31810	SALE OF MAT'L & SUPPLIES	1,000		2,500	2,500	-
31811	SALE OF USED EQUIPMENT	1,000	22,780	2,500	2,500	-
	TOTAL MISCELLANEOUS REVENUES	2,000	22,780	5,000	5,000	-
31901	RECOVERIES & REBATES	1,000		1,000	1,000	-
31902	RECOVERABLE CHARGES	25,000	38,789	44,000	59,000	15,000
31905	CONNECTION CHARGES		750			-
	TOTAL RECOVERED COSTS	26,000	39,539	45,000	60,000	15,000
	TOTAL LOCAL REVENUES	11,222,978	13,568,175	13,888,070	14,105,120	217,050
33210	ARPA FUNDS (CSLFRF)	72,664	72,664			-
	TOTAL NON-CATEGORICAL AID	72,664	72,664			-
	TOTAL FEDERAL REVENUES	72,664	72,664			-
34011	INSURANCE RECOVERIES		5,317			-
	TOTAL NON-REVENUE RECEIPTS		5,317			-

04/11/2023

CITY OF HARRISONBURG, VA  
REVENUE BUDGET

FUND - 2012 - SEWER FUND  
FUNCTION - 20 - ENTERPRISE FUNDS

ACCOUNT-----	TITLE -----	-----	2021-2022 -----	2022-2023	2023-2024	NET
		BUDGET	ACTUAL	BUDGET	PROPOSED	CHANGE
34310	TR FROM DEPR RESERVE	1,192,500	1,192,500	1,193,400	1,155,300	(38,100)
TOTAL	INTRA-FUND TRANSFERS	1,192,500	1,192,500	1,193,400	1,155,300	(38,100)
TOTAL	NON-REVENUE RECEIPTS	1,192,500	1,197,817	1,193,400	1,155,300	(38,100)
TOTAL	SEWER FUND	12,488,142	14,838,656	15,081,470	15,260,420	178,950



CITY OF HARRISONBURG, VA  
REVENUE BUDGETFUND - 2013 - PUBLIC TRANSPORTATION FUND  
FUNCTION - 20 - ENTERPRISE FUNDS

ACCOUNT-----	TITLE -----	----- 2021-2022 -----	----- 2022-2023 -----	----- 2023-2024 -----	NET	
		BUDGET	ACTUAL	BUDGET	PROPOSED	CHANGE
31010	AMOUNT FROM FUND BALANCE	497,297	497,297	163,800	160,000	(3,800)
	TOTAL AMOUNT FROM FUND BALANCE	497,297	497,297	163,800	160,000	(3,800)
31513	INVESTMENT EARNINGS	1,000	1,953	1,000	10,000	9,000
	TOTAL USE OF MONEY	1,000	1,953	1,000	10,000	9,000
31524	ADVERTISEMENT ON BUSES	95,000	71,855	80,000	80,000	-
	TOTAL USE OF PROPERTY	95,000	71,855	80,000	80,000	-
	TOTAL USE OF MONEY & PROPERTY	96,000	73,808	81,000	90,000	9,000
31641	SPECIAL TRANSIT SERVICES	45,000	54,954	65,000	40,000	(25,000)
31649	TRANSIT COUPONS	32,000		16,000		(16,000)
31652	BUS FARES-TRANSIT	62,000	300	10,000		(10,000)
31653	COUNTY VAN SHUTTLE	2,100		1,000		(1,000)
31654	JMU TRANSIT CONTRACT	1,682,881	1,517,881	1,986,555	1,986,555	-
31659	PARATRANSIT FARES	48,000		20,000		(20,000)
31689	OTHER TRANSIT CONTRACTS	266,021	266,022	274,000	282,220	8,220
	TOTAL TRANSIT CHARGES	2,138,002	1,839,157	2,372,555	2,308,775	(63,780)
	TOTAL CHARGES FOR SERVICES	2,138,002	1,839,157	2,372,555	2,308,775	(63,780)
31811	SALE OF USED EQUIPMENT		55,275			-
	TOTAL MISCELLANEOUS REVENUES		55,275			-
31901	RECOVERIES & REBATES		259			-
31935	CAPITAL MATCH - JMU	122,375	115,348	122,372	122,372	-
	TOTAL RECOVERED COSTS	122,375	115,607	122,372	122,372	-
	TOTAL LOCAL REVENUES	2,853,674	2,581,143	2,739,727	2,681,147	(58,580)
32516	TRANSIT-OPERATING	10,000	1,140	10,000	10,000	-
32518	TRANSIT-CAP GRANT-STATE	4,111,390	52,094	655,200	56,884	(598,316)
32519	TRANSIT-OPERATING-STATE	1,500,000	1,760,197	1,560,751	1,600,000	39,249
	TOTAL OTHER CATEGORICAL AID	5,621,390	1,813,431	2,225,951	1,666,884	(559,067)
	TOTAL STATE REVENUES	5,621,390	1,813,431	2,225,951	1,666,884	(559,067)

CITY OF HARRISONBURG, VA  
REVENUE BUDGET

FUND - 2013 - PUBLIC TRANSPORTATION FUND  
FUNCTION - 20 - ENTERPRISE FUNDS

ACCOUNT-----	TITLE -----	----- 2021-2022 -----	----- 2022-2023 -----	----- 2023-2024 -----	NET	
		BUDGET	ACTUAL	BUDGET	PROPOSED	CHANGE
33305	TRANSIT-CAP.GRANT-FEDERAL	3,036,358	1,176,709	3,276,000	284,206	(2,991,794)
33306	TRANSIT-OPERATING-FEDERAL	2,968,257	2,264,327	3,934,416	4,406,635	472,219
33308	TRANSIT-MPO	50,000	34,013	65,000	168,000	103,000
TOTAL FEDERAL REVENUES		6,054,615	3,475,049	7,275,416	4,858,841	(2,416,575)
33210	ARPA FUNDS (CSLFRF)	173,812	173,812			-
TOTAL NON-CATEGORICAL AID		173,812	173,812			-
TOTAL FEDERAL REVENUES		6,228,427	3,648,861	7,275,416	4,858,841	(2,416,575)
34011	INSURANCE RECOVERIES		28,498			-
TOTAL NON-REVENUE RECEIPTS			28,498			-
34210	TR FROM GENERAL FUND				400,000	400,000
TOTAL INTER-FUND TRANSFERS					400,000	400,000
TOTAL NON-REVENUE RECEIPTS			28,498		400,000	400,000
TOTAL PUBLIC TRANSPORTATION FUND		14,703,490	8,071,933	12,241,094	9,606,872	(2,634,222)

CITY OF HARRISONBURG, VA  
REVENUE BUDGETFUND - 2014 - SANITATION FUND  
FUNCTION - 20 - ENTERPRISE FUNDS

ACCOUNT-----	TITLE -----	----- 2021-2022 -----	----- 2022-2023 -----	2023-2024	NET	
		BUDGET	ACTUAL	PROPOSED	CHANGE	
31010	AMOUNT FROM FUND BALANCE	479,989	479,989	519,387	3,420,808	2,901,421
	TOTAL AMOUNT FROM FUND BALANCE	479,989	479,989	519,387	3,420,808	2,901,421
31513	INVESTMENT EARNINGS	3,000	3,650	10,200	35,000	24,800
	TOTAL USE OF MONEY	3,000	3,650	10,200	35,000	24,800
	TOTAL USE OF MONEY & PROPERTY	3,000	3,650	10,200	35,000	24,800
31631	SOLID WASTE COLLECTIN FEE	1,480,000	1,648,593	1,650,000	1,650,000	-
31637	SOLID WASTE MNGMENT FEE	2,670,000	2,715,925	2,760,000	2,760,000	-
	TOTAL REFUSE CHARGES	4,150,000	4,364,518	4,410,000	4,410,000	-
	TOTAL CHARGES FOR SERVICES	4,150,000	4,364,518	4,410,000	4,410,000	-
31810	SALE OF MAT'L & SUPPLIES		23,378			-
31811	SALE OF USED EQUIPMENT		7,756			-
	TOTAL MISCELLANEOUS REVENUES		31,134			-
31901	RECOVERIES & REBATES		112			-
	TOTAL RECOVERED COSTS		112			-
	TOTAL LOCAL REVENUES	4,632,989	4,879,402	4,939,587	7,865,808	2,926,221
33210	ARPA FUNDS (CSLFRF)	72,664	72,664			-
	TOTAL NON-CATEGORICAL AID	72,664	72,664			-
	TOTAL FEDERAL REVENUES	72,664	72,664			-
34011	INSURANCE RECOVERIES		2,511			-
	TOTAL NON-REVENUE RECEIPTS		2,511			-
34013	PREM ON L/T DEBT ISSUED	374,863	374,863			-
34114	REFUNDING DEBT ISSUED	4,200,000	4,200,000			-
	TOTAL DEBT ISSUE PROCEEDS	4,574,863	4,574,863			-

04/11/2023

CITY OF HARRISONBURG, VA  
REVENUE BUDGET

FUND - 2014 - SANITATION FUND  
FUNCTION - 20 - ENTERPRISE FUNDS

ACCOUNT-----	TITLE -----	-----	2021-2022 -----	2022-2023	2023-2024	NET
		BUDGET	ACTUAL	BUDGET	PROPOSED	CHANGE
TOTAL NON-REVENUE RECEIPTS		4,574,863	4,577,374			-
TOTAL SANITATION FUND		9,280,516	9,529,439	4,939,587	7,865,808	2,926,221

CITY OF HARRISONBURG, VA  
REVENUE BUDGET

FUND - 2017 - BUSINESS LOAN PROGRAM  
FUNCTION - 20 - ENTERPRISE FUNDS

ACCOUNT-----	TITLE -----	----- 2021-2022 -----		2022-2023	2023-2024	NET
		BUDGET	ACTUAL	BUDGET	PROPOSED	CHANGE
31010	AMOUNT FROM FUND BALANCE	59,400	59,400	69,500	72,500	3,000
TOTAL AMOUNT FROM FUND BALANCE		59,400	59,400	69,500	72,500	3,000
31513	INVESTMENT EARNINGS		285			-
31515	LOAN PROGRAM INTEREST	3,600	3,394	2,600	2,300	(300)
TOTAL USE OF MONEY		3,600	3,679	2,600	2,300	(300)
TOTAL USE OF MONEY & PROPERTY		3,600	3,679	2,600	2,300	(300)
31842	LOAN PROGRAM PRINCIPLE	37,000	37,168	27,900	25,200	(2,700)
31843	LOAN PRGM APPLICATION FEE		1,350			-
TOTAL MISCELLANEOUS REVENUES		37,000	35,818	27,900	25,200	(2,700)
TOTAL LOCAL REVENUES		100,000	98,897	100,000	100,000	-
TOTAL BUSINESS LOAN PROGRAM		100,000	98,897	100,000	100,000	-

CITY OF HARRISONBURG, VA  
REVENUE BUDGET

FUND - 2018 - STORMWATER FUND  
FUNCTION - 20 - ENTERPRISE FUNDS

ACCOUNT-----	TITLE -----	----- 2021-2022 -----	----- 2022-2023 -----	2023-2024	NET	
		BUDGET	ACTUAL	BUDGET	PROPOSED	CHANGE
31010	AMOUNT FROM FUND BALANCE	2,026,320	2,026,320			-
	TOTAL AMOUNT FROM FUND BALANCE	2,026,320	2,026,320			-
31513	INVESTMENT EARNINGS	3,000	5,587	3,500	45,000	41,500
	TOTAL USE OF MONEY	3,000	5,587	3,500	45,000	41,500
	TOTAL USE OF MONEY & PROPERTY	3,000	5,587	3,500	45,000	41,500
31752	STORMWATER MNGMT FEE	1,327,680	1,285,808	1,327,680	1,427,680	100,000
	TOTAL CHARGES FOR STORMWATER MN	1,327,680	1,285,808	1,327,680	1,427,680	100,000
	TOTAL CHARGES FOR SERVICES	1,327,680	1,285,808	1,327,680	1,427,680	100,000
	TOTAL LOCAL REVENUES	3,357,000	3,317,716	1,331,180	1,472,680	141,500
33210	ARPA FUNDS (CSLFRF)	8,074	8,074			-
	TOTAL NON-CATEGORICAL AID	8,074	8,074			-
	TOTAL FEDERAL REVENUES	8,074	8,074			-
	TOTAL STORMWATER FUND	3,365,074	3,325,789	1,331,180	1,472,680	141,500

CITY OF HARRISONBURG, VA  
REVENUE BUDGETFUND - 2111 - CENTRAL GARAGE FUND  
FUNCTION - 21 - INTERNAL SERVICE FUNDS

ACCOUNT-----	TITLE -----	-----	2021-2022 -----	2022-2023	2023-2024	NET
BUDGET	ACTUAL	BUDGET	PROPOSED	CHANGE		
31010	AMOUNT FROM FUND BALANCE			50,000	69,000	19,000
TOTAL AMOUNT FROM FUND BALANCE				50,000	69,000	19,000
31332	TAXI CAB LIC./INSPECTION	1,000	100	1,000		(1,000)
TOTAL LIC., PERMITS & PRIV. FEE		1,000	100	1,000		(1,000)
31513	INVESTMENT EARNINGS	1,000	1,868	1,000	10,000	9,000
TOTAL USE OF MONEY		1,000	1,868	1,000	10,000	9,000
TOTAL USE OF MONEY & PROPERTY		1,000	1,868	1,000	10,000	9,000
31695	SALE OF SERVICES TO DEPTS	1,830,070	2,027,550	2,040,392	2,339,878	299,486
31696	SERVICES TO EXT AGENCIES	20,000	11,981	15,000	15,000	-
TOTAL CHARGES FOR SERVICES		1,850,070	2,039,531	2,055,392	2,354,878	299,486
31811	SALE OF USED EQUIPMENT		6,775			-
TOTAL MISCELLANEOUS REVENUES			6,775			-
31901	RECOVERIES & REBATES	1,000	2,031	1,000	1,500	500
TOTAL RECOVERED COSTS		1,000	2,031	1,000	1,500	500
TOTAL LOCAL REVENUES		1,853,070	2,050,305	2,108,392	2,435,378	326,986
33210	ARPA FUNDS (CSLFRF)	49,573	49,573			-
TOTAL NON-CATEGORICAL AID		49,573	49,573			-
TOTAL FEDERAL REVENUES		49,573	49,573			-
34210	TR FROM GENERAL FUND	96,581	96,581			-
TOTAL INTER-FUND TRANSFERS		96,581	96,581			-
TOTAL NON-REVENUE RECEIPTS		96,581	96,581			-
TOTAL CENTRAL GARAGE FUND		1,999,224	2,196,458	2,108,392	2,435,378	326,986

CITY OF HARRISONBURG, VA  
REVENUE BUDGET

FUND - 2112 - CENTRAL STORES FUND  
FUNCTION - 21 - INTERNAL SERVICE FUNDS

ACCOUNT-----	TITLE -----	----- 2021-2022 -----	----- 2022-2023 -----	----- 2023-2024 -----	NET	
		BUDGET	ACTUAL	BUDGET	PROPOSED	CHANGE
33210	ARPA FUNDS (CSLFRF)	6,459	6,459			-
TOTAL NON-CATEGORICAL AID		6,459	6,459			-
TOTAL FEDERAL REVENUES		6,459	6,459			-
34220	TR FROM WATER FUND	171,410	171,410	155,832	175,238	19,406
34230	TR FROM SEWER FUND	19,017	19,017	51,944	58,413	6,469
TOTAL INTER-FUND TRANSFERS		190,427	190,427	207,776	233,651	25,875
TOTAL NON-REVENUE RECEIPTS		190,427	190,427	207,776	233,651	25,875
TOTAL CENTRAL STORES FUND		196,886	196,886	207,776	233,651	25,875
TOTAL REPORT		556,410,036	531,913,484	335,348,735	362,217,042	26,868,307



# **EXPENDITURE BUDGET**

**CITY OF HARRISONBURG, VIRGINIA  
EXPENDITURE BUDGET  
FISCAL YEAR 2024**

1000	General Fund	1-119
1111	School Fund	120
1114	School Nutrition Fund	121
1116	Emergency Communications Center Fund	122-127
1117	Community Development Block Grant Fund	128-129
1118	School Transportation Fund	130-135
1310	General Capital Projects Fund	136-137
1311	School Capital Projects Fund	138
1316	Emergency Communications Center Capital Projects Fund	139
1321	Water Capital Projects Fund	140
1322	Sewer Capital Projects Fund	141
1324	Sanitation Capital Projects Fund	142
1328	Stormwater Capital Projects Fund	143
2011	Water Fund	144-157
2012	Sewer Fund	158-170
2013	Public Transportation Fund	171-179
2014	Sanitation Fund	180-189
2017	Business Loan Program Fund	190
2018	Stormwater Fund	191-194
2111	Central Garage Fund	195-199
2112	Central Stores Fund	200-202

**CITY OF HARRISONBURG, VIRGINIA**  
**EXPENDITURE BUDGET CONTENTS BY FUNDS AND DEPARTMENTS**  
**FISCAL YEAR 2024**

**1000 General Fund:**

110111	City Council		1-2
120111	City Manager		3-4
120411	City Attorney		5-6
120511	Human Resources		7-8
120811	Independent Auditor		9
120912	Commissioner of the Revenue		10-11
121012	Assessors		12-13
121112	Equalization		14
121313	City Treasurer		15-16
121511	Finance	Finance	17-18
122011	Information Technology		19-20
122211	Finance	Purchasing	21-22
130114	Electoral Board		23-24
310131	Police	Administration	25-27
310231	Police	Operations Division	28-29
310331	Police	Criminal Investigation Division	30-31
310631	Police	Special Operations	32-33
310731	Police	Police Grants	34
320132	Fire	Administration	35-36
320232	Fire	Suppression	37-39
320332	Fire	Prevention	40-41
320432	Fire	Training	42-43
330231	Police	Court Appointed Attorney	44
330511	Regional Juvenile Home		45
330711	Regional Jail		46
340121	Community Development	Building Inspection	47-48
350131	Police	Animal Control	49-50
350511	Regional SPCA		51
350532	Fire	Emergency Management	52-53
350932	Fire	Community Paramedic	54
360241	Public Works	Public Safety Building	55-56
410121	Community Development	General Engineering	57-58
410141	Public Works	Administration	59-60
410241	Public Works	Highway and Street Maintenance	61-63
410441	Public Works	Street Lights	64
410541	Public Works	Snow and Ice Removal	65-66
410741	Public Works	Traffic Engineering	67-98
410841	Public Works	Highway and Street Beautification	70
410941	Public Works	Downtown Parking Maintenance	71-72

**CITY OF HARRISONBURG, VIRGINIA**  
**EXPENDITURE BUDGET CONTENTS BY FUNDS AND DEPARTMENTS**  
**FISCAL YEAR 2024**

**1000 General Fund (continued):**

420241	Public Works	Street and Road Cleaning	73-74
430241	Public Works	General Properties	75-76
430641	Public Works	Shelter Facility	77
510111	Local Health Department		78
520511	Community Services Board		79
530611	Tax Relief for the Elderly/Disabled Veterans		80
710171	Parks and Recreation	Administration	81-82
710271	Parks and Recreation	Parks	83-84
710371	Parks and Recreation	Field Maintenance	85-86
710471	Parks and Recreation	Community Activity Center	87-88
710571	Parks and Recreation	Special Events & Programs	89
710671	Parks and Recreation	Simms Recreation Center	90-91
710771	Parks and Recreation	Westover Pool	92-93
710871	Parks and Recreation	Athletics	94-95
730271	Parks and Recreation	Golf Course Grounds Management	96-97
730371	Parks and Recreation	Golf Course Clubhouse Management	98-99
750511	Regional Library		100
810121	Community Development	Planning	101-102
810221	Community Development	Zoning Administration	103-104
810421	Community Development	Board of Zoning Appeals	105
810521	Economic Development	Economic Development	106-107
810821	Economic Development	Tourism and Visitors Services	108-109
820241	Public Works	Blacks Run Greenway	110-111
910411	Contributions - Community & Civic Organizations		112-113
910511	Joint Operations with Rockingham County		114
910811	Conference Center (SVCC)		115
940111	Reserve for Contingencies		116
980142	Debt Service		117-118
990111	Transfers		119

**1111 School Fund:**

111114	School		120
--------	--------	--	-----

**1114 School Nutrition Fund:**

111414	School Nutrition		121
--------	------------------	--	-----

**1116 Emergency Communications Center Fund:**

321132	Emergency Operations Center		122-124
321432	Computer Aided Dispatch (CAD)		125
321832	Debt Service		126
321932	Transfers		127

**1117 Community Development Block Grant Fund:**

810721	Community Development Block Grant		128-129
--------	-----------------------------------	--	---------

**CITY OF HARRISONBURG, VIRGINIA**  
**EXPENDITURE BUDGET CONTENTS BY FUNDS AND DEPARTMENTS**  
**FISCAL YEAR 2024**

<b>1118 School Transportation Fund:</b>		
622081	School Buses	130-131
632081	Field Trips and Charters	132-133
662081	Administration	134-135
<b>1310 General Capital Projects Fund:</b>		
910111	Capital Projects - General	136
910141	Capital Projects - Public Works	137
<b>1311 School Capital Projects Fund:</b>		
910114	Capital Projects	138
<b>1316 Emergency Communications Center Capital Projects Fund:</b>		
910132	Capital Projects	139
<b>1321 Water Capital Projects Fund:</b>		
910161	Capital Projects	140
<b>1322 Sewer Capital Projects Fund:</b>		
911161	Capital Projects	141
<b>1324 Sanitation Capital Projects Fund:</b>		
910142	Capital Projects	142
<b>1328 Stormwater Capital Projects Fund:</b>		
910541	Capital Projects	143
<b>2011 Water Fund:</b>		
312061	Administration	144-145
322061	Pumping, Storage and Monitoring	146-147
332061	Transmission and Distribution	148-149
342061	Utility Billing- Water	150-151
352061	Miscellaneous	152
362061	Purification	153-154
372061	Capital Outlay	155
382061	Debt Service	156
392061	Transfers	157
<b>2012 Sewer Fund:</b>		
412061	Administration	158-159
422061	Treatment and Disposal	160
432061	Collection and Transmission	161-162
442061	Miscellaneous	163
452061	Utility Billing- Sewer	164-165
462061	Pumping and Monitoring	166-167
472061	Capital Outlay	168
482061	Debt Service	169
492061	Transfers	170

**CITY OF HARRISONBURG, VIRGINIA**  
**EXPENDITURE BUDGET CONTENTS BY FUNDS AND DEPARTMENTS**  
**FISCAL YEAR 2024**

**2013 Public Transportation Fund:**

812081	Transit Buses	171-172
842081	Miscellaneous	173
852081	Paratransit Buses	174-175
862081	Administration	176-177
872081	Capital Outlay	178
892081	Transfers	179

**2014 Sanitation Fund:**

922041	Solid Waste Collection	180-181
932042	Landfill	182-183
942042	Miscellaneous	184
962042	Solid Waste Management	185-186
972043	Capital Outlay	187
982042	Debt Service	188
992042	Transfers	189

**2017 Business Loan Program Fund Fund:**

850521	Revolving Loan Program	190
--------	------------------------	-----

**2018 Stormwater Fund:**

452041	Stormwater Management	191-192
472041	Capital Outlay	193
492041	Transfers	194

**2111 Central Garage Fund:**

612141	Operating	195-196
662141	Administration	197-198
672141	Capital Outlay	199

**2112 Central Stores Fund:**

712141	Operating	200-201
772141	Capital Outlay	202

CITY OF HARRISONBURG, VA  
EXPENDITURE BUDGET

FUND - 1000 - GENERAL FUND  
FUNCTION - 100 - GENERAL GOVERNMENT  
ACTIVITY - 1100 - LEGISLATIVE  
DEPARTMENT - 110111 - CITY COUNCIL

ACCOUNT-----	TITLE -----	----- 2021-2022 -----	----- 2022-2023 -----	----- 2023-2024 -----	NET
		BUDGET	ACTUAL	PROPOSED	CHANGE
41010	SALARIES & WAGES-REG.	53,111	55,918	57,431	-
41030	PT SALARIES & WAGES-REG	63,000	63,000	92,000	29,000
41200	INCENTIVE PAYMENT	3,000	3,000		-
TOTAL PERSONAL SERVICES		119,111	121,918	120,431	29,000
TOTAL PERSONAL SERVICES		119,111	121,918	120,431	29,000
42010	FICA	9,113	8,821	9,213	2,218
42020	RETIREMENT - VRS	6,825	6,909	8,449	-
42050	HEALTH INSURANCE	10,500	10,544	11,025	2,017
42060	LIFE INSURANCE - VRS	712	721	770	-
42070	DISABILITY (VLDP)	274	285	282	23
42080	DENTAL INSURANCE	156	156	156	-
42110	WORKER'S COMP.	49	38	33	5
TOTAL FRINGE BENEFITS		27,629	27,474	29,928	4,263
43100	PROFESSIONAL SERVICES	33,960	25,021	13,960	1,340
43320	SERVICE CONTRACTS	31	389	392	5,992
43600	ADVERTISING	14,000	11,754	9,000	3,000
TOTAL PURCHASED SERVICES		47,991	37,163	23,352	10,332
45210	POSTAGE	150	132	150	-
45230	TELECOMMUNICATIONS	444	350	444	(99)
45305	PROPERTY/LIABILITY INS.			970	970
45370	PUB.OFFICIAL LIABILITY IN	570	593	610	(610)
45380	GENERAL LIABILITY INS.	220	227	220	(220)
45410	LEASE/RENT OF EQUIPMENT	799	799	799	-
45530	TRAINING & TRAVEL	18,290	19,087	29,000	3,000
45810	DUES & MEMBERSHIPS	41,770	44,378	41,800	5,627
TOTAL OTHER CHARGES		62,243	65,565	73,023	8,668
46010	OFFICE SUPPLIES	500	160	300	-
46120	BOOKS & SUBSCRIPTIONS	10,900	4,406	10,900	-
46140	OTHER OPERATING SUPPLIES	22,000	15,643	12,000	1,892
TOTAL MATERIALS & SUPPLIES		33,400	20,210	23,200	1,892
TOTAL OTHER OPERATING EXPENSES		171,263	150,412	149,503	25,155
48172	HARDWARE		1,978	1,100	-
48264	EQUIPMENT	25,000	20,133		-

04/11/2023

CITY OF HARRISONBURG, VA  
EXPENDITURE BUDGET

FUND - 1000 - GENERAL FUND  
FUNCTION - 100 - GENERAL GOVERNMENT  
ACTIVITY - 1100 - LEGISLATIVE  
DEPARTMENT - 110111 - CITY COUNCIL

ACCOUNT-----	TITLE -----	-----	2021-2022 -----	2022-2023	2023-2024	NET
		BUDGET	ACTUAL	BUDGET	PROPOSED	CHANGE
TOTAL CAPITAL OUTLAY		25,000	22,111	1,100	1,100	-
TOTAL CAPITAL OUTLAY		25,000	22,111	1,100	1,100	-
TOTAL CITY COUNCIL		315,374	294,441	271,034	325,189	54,155



CITY OF HARRISONBURG, VA  
EXPENDITURE BUDGET

FUND - 1000 - GENERAL FUND  
FUNCTION - 100 - GENERAL GOVERNMENT  
ACTIVITY - 1200 - GENERAL & FINANCIAL ADMIN  
DEPARTMENT - 120111 - MANAGER

ACCOUNT-----	TITLE -----	----- 2021-2022 -----	----- 2022-2023 -----	----- 2023-2024 -----	NET
		BUDGET	ACTUAL	PROPOSED	CHANGE
41010	SALARIES & WAGES-REG.	557,528	493,788	653,206	(19,419)
41054	PTO - PAYOUT		1,824		-
41060	PTO - SEPARATION		14,900		-
41200	INCENTIVE PAYMENT	10,350	10,350		-
TOTAL	PERSONAL SERVICES	567,878	520,862	653,206	(19,419)
TOTAL	PERSONAL SERVICES	567,878	520,862	653,206	(19,419)
42010	FICA	43,444	34,434	49,970	(1,485)
42020	RETIREMENT - VRS	71,643	59,697	96,088	(2,858)
42050	HEALTH INSURANCE	44,520	37,167	67,775	(11,666)
42060	LIFE INSURANCE - VRS	7,471	6,225	8,753	(260)
42070	DISABILITY (VLDP)	1,218	1,173	2,518	(283)
42080	DENTAL INSURANCE	772	603	850	8
42110	WORKER'S COMP.	479	362	312	11
TOTAL	FRINGE BENEFITS	169,547	139,661	226,266	(16,533)
43100	PROFESSIONAL SERVICES	116,390	119,850	2,500	4,500
43110	MEDICAL SERVICES		55		-
43320	SERVICE CONTRACTS		1,490	2,000	(1,859)
43700	CONTRACTED SERVICES		18,118		-
TOTAL	PURCHASED SERVICES	116,390	139,513	4,500	2,641
44300	CENTRAL STORES		43		-
TOTAL	INTERNAL SERVICES		43		-
45210	POSTAGE	200	75	200	-
45230	TELECOMMUNICATIONS	2,400	1,058	2,400	84
45305	PROPERTY/LIABILITY INS.			2,430	2,430
45355	INSURANCE DEDUCTIBLE		683		-
45360	SURETY BONDS	5	6	10	(10)
45370	PUB.OFFICIAL LIABILITY IN	1,420	1,477	1,510	(1,510)
45380	GENERAL LIABILITY INS.	550	566	550	(550)
45394	RETIREE H'CARE BENEFIT	1,920	1,920	1,920	-
45410	LEASE/RENT OF EQUIPMENT	2,000	1,077	2,000	-
45530	TRAINING & TRAVEL	18,980	4,168	18,980	5,300
45810	DUES & MEMBERSHIPS	3,396	3,595	3,396	959
TOTAL	OTHER CHARGES	30,871	14,626	30,966	6,703
46010	OFFICE SUPPLIES	1,000	1,792	1,000	-
46120	BOOKS & SUBSCRIPTIONS	500	1,247	500	2,243
46140	OTHER OPERATING SUPPLIES	11,000	6,769	12,000	11,100

04/11/2023

CITY OF HARRISONBURG, VA  
EXPENDITURE BUDGET

FUND - 1000 - GENERAL FUND  
FUNCTION - 100 - GENERAL GOVERNMENT  
ACTIVITY - 1200 - GENERAL & FINANCIAL ADMIN  
DEPARTMENT - 120111 - MANAGER

ACCOUNT-----	TITLE -----	----- 2021-2022 -----	----- 2022-2023 -----	----- 2023-2024 -----	NET	
		BUDGET	ACTUAL	BUDGET	PROPOSED	CHANGE
TOTAL MATERIALS & SUPPLIES		12,500	9,807	13,500	26,843	13,343
TOTAL OTHER OPERATING EXPENSES		329,308	303,650	275,232	281,386	6,154
48121 FURNITURE & FIXTURES				2,000		(2,000)
48171 EDP EQUIPMENT			1,389			-
48172 HARDWARE			5,020	7,600	2,180	(5,420)
TOTAL CAPITAL OUTLAY			6,409	9,600	2,180	(7,420)
TOTAL CAPITAL OUTLAY			6,409	9,600	2,180	(7,420)
TOTAL MANAGER		897,186	830,921	938,038	917,353	(20,685)

CITY OF HARRISONBURG, VA  
EXPENDITURE BUDGET

FUND - 1000 - GENERAL FUND  
FUNCTION - 100 - GENERAL GOVERNMENT  
ACTIVITY - 1200 - GENERAL & FINANCIAL ADMIN  
DEPARTMENT - 120411 - ATTORNEY

ACCOUNT-----	TITLE -----	----- 2021-2022 -----	----- 2022-2023 -----	----- 2023-2024 -----	NET	
		BUDGET	ACTUAL	PROPOSED	CHANGE	
41010	SALARIES & WAGES-REG.	270,138	268,888	276,129	276,141	12
41053	ANNUAL LEAVE - PAYOUT	6,203	6,171			-
41200	INCENTIVE PAYMENT	6,000	6,000			-
TOTAL PERSONAL SERVICES		282,341	281,059	276,129	276,141	12
TOTAL PERSONAL SERVICES		282,341	281,059	276,129	276,141	12
42010	FICA	19,990	19,951	21,124	21,125	1
42020	RETIREMENT - VRS	32,808	33,219	40,619	40,620	1
42050	HEALTH INSURANCE	19,552	19,634	20,530	24,285	3,755
42060	LIFE INSURANCE - VRS	3,422	3,464	3,701	3,700	(1)
42070	DISABILITY (VLDP)	488	509	503	544	41
42080	DENTAL INSURANCE	312	312	312	312	-
42110	WORKER'S COMP.	240	180	162	184	22
TOTAL FRINGE BENEFITS		76,812	77,269	86,951	90,770	3,819
43152	OTHER LEGAL SERVICES	2,500	345	2,500	2,500	-
43320	SERVICE CONTRACTS		61			-
43600	ADVERTISING	400		400	400	-
TOTAL PURCHASED SERVICES		2,900	406	2,900	2,900	-
45210	POSTAGE	100	56	100	100	-
45230	TELECOMMUNICATIONS	1,044	609	1,044	968	(76)
45305	PROPERTY/LIABILITY INS.				1,290	1,290
45370	PUB.OFFICIAL LIABILITY IN	760	790	810		(810)
45380	GENERAL LIABILITY INS.	290	299	290		(290)
45410	LEASE/RENT OF EQUIPMENT	22	798	22	22	-
45530	TRAINING & TRAVEL	3,700	2,038	3,700	3,700	-
45810	DUES & MEMBERSHIPS	1,540	1,015	1,540	1,540	-
TOTAL OTHER CHARGES		7,456	5,606	7,506	7,620	114
46010	OFFICE SUPPLIES	300	16	300	300	-
46120	BOOKS & SUBSCRIPTIONS	3,600	3,656	3,600	3,600	-
46140	OTHER OPERATING SUPPLIES		300	6,000	6,000	-
TOTAL MATERIALS & SUPPLIES		3,900	3,972	9,900	9,900	-
TOTAL OTHER OPERATING EXPENSES		91,068	87,252	107,257	111,190	3,933
48172	HARDWARE	1,600	3,071			-
TOTAL CAPITAL OUTLAY		1,600	3,071			-

04/11/2023

CITY OF HARRISONBURG, VA  
EXPENDITURE BUDGET

FUND - 1000 - GENERAL FUND  
FUNCTION - 100 - GENERAL GOVERNMENT  
ACTIVITY - 1200 - GENERAL & FINANCIAL ADMIN  
DEPARTMENT - 120411 - ATTORNEY

ACCOUNT-----	TITLE -----	-----	2021-2022 -----	2022-2023	2023-2024	NET
		BUDGET	ACTUAL	BUDGET	PROPOSED	CHANGE
TOTAL CAPITAL OUTLAY		1,600	3,071			-
TOTAL ATTORNEY		375,009	371,383	383,386	387,331	3,945

CITY OF HARRISONBURG, VA  
EXPENDITURE BUDGET

FUND - 1000 - GENERAL FUND  
FUNCTION - 100 - GENERAL GOVERNMENT  
ACTIVITY - 1200 - GENERAL & FINANCIAL ADMIN  
DEPARTMENT - 120511 - HUMAN RESOURCES

ACCOUNT-----	TITLE -----	----- 2021-2022 -----	----- 2022-2023 -----	----- 2023-2024 -----	NET
		BUDGET	ACTUAL	PROPOSED	CHANGE
41010	SALARIES & WAGES-REG.	371,877	370,242	449,788	25,742
41020	SALARIES & WAGES-O/T		157		-
41053	ANNUAL LEAVE - PAYOUT		155		-
41054	PTO - PAYOUT		1,206		-
41200	INCENTIVE PAYMENT	15,000	15,000		-
TOTAL PERSONAL SERVICES		386,877	386,760	449,788	25,742
TOTAL PERSONAL SERVICES		386,877	386,760	449,788	25,742
42010	FICA	29,597	27,821	34,409	1,969
42020	RETIREMENT - VRS	47,786	45,743	66,164	3,786
42050	HEALTH INSURANCE	46,030	40,735	53,273	15,591
42060	LIFE INSURANCE - VRS	4,983	4,770	6,028	344
42070	DISABILITY (VLDP)	892	810	1,125	229
42080	DENTAL INSURANCE	858	624	936	78
42110	WORKER'S COMP.	319	235	256	-
TOTAL FRINGE BENEFITS		130,465	120,737	162,191	21,997
43100	PROFESSIONAL SERVICES	122,500	12,140	95,500	(15,000)
43110	MEDICAL SERVICES	100		100	-
43320	SERVICE CONTRACTS	1,961	2,691	5,556	2,363
43600	ADVERTISING	600	1,032	600	-
TOTAL PURCHASED SERVICES		125,161	15,863	101,756	(12,637)
45210	POSTAGE	2,000	1,389	2,000	-
45230	TELECOMMUNICATIONS	1,680	914	1,120	(150)
45305	PROPERTY/LIABILITY INS.				1,880
45370	PUB.OFFICIAL LIABILITY IN	1,110	1,154	1,180	(1,180)
45380	GENERAL LIABILITY INS.	430	443	430	(430)
45394	RETIREE H'CARE BENEFIT	2,520	2,520	1,050	(1,050)
45410	LEASE/RENT OF EQUIPMENT	2,760	2,813	2,900	-
45530	TRAINING & TRAVEL	24,870	7,113	24,870	(4,000)
45540	EDUCATION	2,000		1,000	-
45810	DUES & MEMBERSHIPS	3,350	2,896	3,800	75
TOTAL OTHER CHARGES		40,720	19,241	38,350	(4,855)
46010	OFFICE SUPPLIES	3,000	3,365	3,000	-
46120	BOOKS & SUBSCRIPTIONS	850	1,430	850	50
46140	OTHER OPERATING SUPPLIES	11,700	24,901	13,200	2,500
TOTAL MATERIALS & SUPPLIES		15,550	29,697	17,050	2,550

CITY OF HARRISONBURG, VA  
EXPENDITURE BUDGET

FUND - 1000 - GENERAL FUND  
 FUNCTION - 100 - GENERAL GOVERNMENT  
 ACTIVITY - 1200 - GENERAL & FINANCIAL ADMIN  
 DEPARTMENT - 120511 - HUMAN RESOURCES

ACCOUNT-----	TITLE -----	----- 2021-2022 -----	----- 2022-2023 -----	----- 2023-2024 -----	NET	
		BUDGET	ACTUAL	BUDGET	PROPOSED	CHANGE
TOTAL OTHER OPERATING EXPENSES		311,896	185,539	319,347	326,402	7,055
48172	HARDWARE	1,760	4,186	3,826	5,400	1,574
TOTAL CAPITAL OUTLAY		1,760	4,186	3,826	5,400	1,574
TOTAL CAPITAL OUTLAY		1,760	4,186	3,826	5,400	1,574
TOTAL HUMAN RESOURCES		700,533	576,485	772,961	807,332	34,371

CITY OF HARRISONBURG, VA  
EXPENDITURE BUDGET

FUND - 1000 - GENERAL FUND  
 FUNCTION - 100 - GENERAL GOVERNMENT  
 ACTIVITY - 1200 - GENERAL & FINANCIAL ADMIN  
 DEPARTMENT - 120811 - INDEPENDENT AUDITOR

ACCOUNT-----	TITLE -----	-----	2021-2022 -----	2022-2023	2023-2024	NET
		BUDGET	ACTUAL	BUDGET	PROPOSED	CHANGE
43120	ACCOUNTING & AUDITING	22,280	22,280	23,620	23,520	(100)
TOTAL	PURCHASED SERVICES	22,280	22,280	23,620	23,520	(100)
TOTAL	OTHER OPERATING EXPENSES	22,280	22,280	23,620	23,520	(100)
TOTAL	INDEPENDENT AUDITOR	22,280	22,280	23,620	23,520	(100)

CITY OF HARRISONBURG, VA  
EXPENDITURE BUDGET

FUND - 1000 - GENERAL FUND  
FUNCTION - 100 - GENERAL GOVERNMENT  
ACTIVITY - 1200 - GENERAL & FINANCIAL ADMIN  
DEPARTMENT - 120912 - REVENUE

ACCOUNT-----	TITLE -----	----- 2021-2022 -----	----- 2022-2023 -----	----- 2023-2024 -----	NET
		BUDGET	ACTUAL	PROPOSED	CHANGE
41010	SALARIES & WAGES-REG.	282,281	302,918	363,729	(3,128)
41020	SALARIES & WAGES-O/T		288		-
41030	PT SALARIES & WAGES-REG	58,360	27,684	24,276	7
41040	PT SALARIES & WAGES-O/T	1,000	621	1,000	-
41050	ANNUAL LEAVE - SEPARATION		5,994		-
41051	SICK LEAVE - SEPARATION		5,000		-
41200	INCENTIVE PAYMENT	16,500	16,500		-
TOTAL PERSONAL SERVICES		358,141	359,005	389,005	(3,121)
TOTAL PERSONAL SERVICES		358,141	359,005	389,005	(3,121)
42010	FICA	27,398	25,114	29,759	(239)
42020	RETIREMENT - VRS	36,274	37,366	53,505	(461)
42050	HEALTH INSURANCE	49,604	50,211	78,055	(10,495)
42060	LIFE INSURANCE - VRS	3,782	3,897	4,874	(42)
42070	DISABILITY (VLDP)		51	476	(267)
42080	DENTAL INSURANCE	780	793	936	-
42110	WORKER'S COMP.	614	464	630	(413)
TOTAL FRINGE BENEFITS		118,452	117,895	168,235	(11,917)
43100	PROFESSIONAL SERVICES	565	547	630	(50)
43110	MEDICAL SERVICES	50	55	100	(100)
43320	SERVICE CONTRACTS	4,717	5,229	5,583	4,271
43600	ADVERTISING	660	597	660	-
TOTAL PURCHASED SERVICES		5,992	6,428	6,973	4,121
44300	CENTRAL STORES	650	802	750	100
TOTAL INTERNAL SERVICES		650	802	750	100
45210	POSTAGE	5,515	5,275	5,515	100
45305	PROPERTY/LIABILITY INS.			1,940	1,940
45360	SURETY BONDS	15	17	20	(20)
45370	PUB.OFFICIAL LIABILITY IN	1,130	1,175	1,200	(1,200)
45380	GENERAL LIABILITY INS.	440	453	440	(440)
45410	LEASE/RENT OF EQUIPMENT	5,453	5,655	5,944	41
45530	TRAINING & TRAVEL	3,170	3,130	3,690	510
45540	EDUCATION			500	500
45810	DUES & MEMBERSHIPS	2,040	1,260	2,095	115
45831	INT ON BPOL & PP REFUNDS	7,500	2,488	7,500	-
TOTAL OTHER CHARGES		25,263	19,454	26,404	1,546
46010	OFFICE SUPPLIES	3,000	3,097	3,000	200



04/11/2023

CITY OF HARRISONBURG, VA  
EXPENDITURE BUDGET

FUND - 1000 - GENERAL FUND  
FUNCTION - 100 - GENERAL GOVERNMENT  
ACTIVITY - 1200 - GENERAL & FINANCIAL ADMIN  
DEPARTMENT - 120912 - REVENUE

ACCOUNT-----	TITLE -----	-----	2021-2022 -----	2022-2023	2023-2024	NET
		BUDGET	ACTUAL	BUDGET	PROPOSED	CHANGE
46120	BOOKS & SUBSCRIPTIONS	1,376	1,120	1,386	1,494	108
TOTAL MATERIALS & SUPPLIES		4,376	4,217	4,386	4,694	308
TOTAL OTHER OPERATING EXPENSES		154,733	148,796	206,748	200,906	(5,842)
48171	EDP EQUIPMENT	1,336	4,153	2,639	1,100	(1,539)
TOTAL CAPITAL OUTLAY		1,336	4,153	2,639	1,100	(1,539)
TOTAL CAPITAL OUTLAY		1,336	4,153	2,639	1,100	(1,539)
TOTAL REVENUE		514,210	511,954	598,392	587,890	(10,502)

CITY OF HARRISONBURG, VA  
EXPENDITURE BUDGET

FUND - 1000 - GENERAL FUND  
 FUNCTION - 100 - GENERAL GOVERNMENT  
 ACTIVITY - 1200 - GENERAL & FINANCIAL ADMIN  
 DEPARTMENT - 121012 - ASSESSOR

ACCOUNT-----	TITLE -----	----- 2021-2022 -----	----- 2022-2023 -----	----- 2023-2024 -----	NET	
		BUDGET	ACTUAL	BUDGET	PROPOSED	CHANGE
41010	SALARIES & WAGES-REG.	185,432	192,280	201,421	202,230	809
41030	PT SALARIES & WAGES-REG	33,123	26,208	35,814	36,890	1,076
41053	ANNUAL LEAVE - PAYOUT		2,660			-
41200	INCENTIVE PAYMENT	13,500	13,500			-
TOTAL PERSONAL SERVICES		232,055	234,647	237,235	239,120	1,885
TOTAL PERSONAL SERVICES		232,055	234,647	237,235	239,120	1,885
42010	FICA	17,752	16,990	18,149	18,293	144
42020	RETIREMENT - VRS	23,828	24,119	29,629	29,748	119
42050	HEALTH INSURANCE	14,788	14,850	15,527	18,368	2,841
42060	LIFE INSURANCE - VRS	2,484	2,515	2,700	2,710	10
42070	DISABILITY (VLDP)	548	571	568	619	51
42080	DENTAL INSURANCE	624	468	624	624	-
42110	WORKER'S COMP.	644	348	255	449	194
TOTAL FRINGE BENEFITS		60,668	59,861	67,452	70,811	3,359
43100	PROFESSIONAL SERVICES	1,700	1,880	1,900	4,750	2,850
43320	SERVICE CONTRACTS	25,445	18,957	25,784	27,740	1,956
TOTAL PURCHASED SERVICES		27,145	20,838	27,684	32,490	4,806
44200	C.G. - PARTS AND LABOR	3,000	3,098	3,400	4,600	1,200
44310	C.G. - FUEL	1,300	1,379	1,900	1,900	-
TOTAL INTERNAL SERVICES		4,300	4,477	5,300	6,500	1,200
45210	POSTAGE	4,250	4,223	4,400	5,600	1,200
45230	TELECOMMUNICATIONS	1,025	940	1,025	1,025	-
45305	PROPERTY/LIABILITY INS.				1,800	1,800
45350	VEHICLE & EQUIPMENT INS.	480	466	540		(540)
45370	PUB.OFFICIAL LIABILITY IN	740	770	790		(790)
45380	GENERAL LIABILITY INS.	290	299	290		(290)
45410	LEASE/RENT OF EQUIPMENT	3,170	2,596	2,700	2,700	-
45530	TRAINING & TRAVEL	2,510	1,485	3,225	3,900	675
TOTAL OTHER CHARGES		12,465	10,779	12,970	15,025	2,055
46010	OFFICE SUPPLIES	600	103	600	600	-
46120	BOOKS & SUBSCRIPTIONS	1,304	1,330	1,329	1,353	24
TOTAL MATERIALS & SUPPLIES		1,904	1,433	1,929	1,953	24
TOTAL OTHER OPERATING EXPENSES		106,482	97,388	115,335	126,779	11,444

CITY OF HARRISONBURG, VA  
EXPENDITURE BUDGET

FUND - 1000 - GENERAL FUND  
 FUNCTION - 100 - GENERAL GOVERNMENT  
 ACTIVITY - 1200 - GENERAL & FINANCIAL ADMIN  
 DEPARTMENT - 121012 - ASSESSOR

ACCOUNT-----	TITLE -----	----- 2021-2022 -----		2022-2023	2023-2024	NET
		BUDGET	ACTUAL	BUDGET	PROPOSED	CHANGE
48171	EDP EQUIPMENT	3,416	3,416	2,613	1,300	(1,313)
	TOTAL CAPITAL OUTLAY	3,416	3,416	2,613	1,300	(1,313)
	TOTAL CAPITAL OUTLAY	3,416	3,416	2,613	1,300	(1,313)
	TOTAL ASSESSOR	341,953	335,452	355,183	367,199	12,016

CITY OF HARRISONBURG, VA  
EXPENDITURE BUDGET

FUND - 1000 - GENERAL FUND  
 FUNCTION - 100 - GENERAL GOVERNMENT  
 ACTIVITY - 1200 - GENERAL & FINANCIAL ADMIN  
 DEPARTMENT - 121112 - EQUALIZATION

ACCOUNT-----	TITLE -----	----- 2021-2022 -----		2022-2023	2023-2024	NET CHANGE
		BUDGET	ACTUAL	BUDGET	PROPOSED	
43130	MANAGEMENT CONSULTANT	2,900	2,800	2,900	2,900	-
TOTAL PURCHASED SERVICES		2,900	2,800	2,900	2,900	-
46140	OTHER OPERATING SUPPLIES	400	151	400	400	-
TOTAL MATERIALS & SUPPLIES		400	151	400	400	-
TOTAL OTHER OPERATING EXPENSES		3,300	2,951	3,300	3,300	-
TOTAL EQUALIZATION		3,300	2,951	3,300	3,300	-

CITY OF HARRISONBURG, VA  
EXPENDITURE BUDGET

FUND - 1000 - GENERAL FUND  
FUNCTION - 100 - GENERAL GOVERNMENT  
ACTIVITY - 1200 - GENERAL & FINANCIAL ADMIN  
DEPARTMENT - 121313 - TREASURER

ACCOUNT-----	TITLE -----	----- 2021-2022 -----	----- 2022-2023 -----	----- 2023-2024 -----	NET
		BUDGET	ACTUAL	PROPOSED	CHANGE
41010	SALARIES & WAGES-REG.	455,031	445,536	469,451	(4,646)
41020	SALARIES & WAGES-O/T	1,500	3,129	1,500	-
41030	PT SALARIES & WAGES-REG	10,524	4,622	22,491	(10,593)
41050	ANNUAL LEAVE - SEPARATION			2,172	(2,172)
41051	SICK LEAVE - SEPARATION			731	(731)
41053	ANNUAL LEAVE - PAYOUT		807		-
41060	PTO - SEPARATION		1,459		-
41200	INCENTIVE PAYMENT	24,000	24,000		-
TOTAL PERSONAL SERVICES		491,055	479,552	496,345	(18,142)
TOTAL PERSONAL SERVICES		491,055	479,552	496,345	(18,142)
42010	FICA	36,113	32,873	37,971	(1,388)
42020	RETIREMENT - VRS	56,030	55,915	69,056	(683)
42050	HEALTH INSURANCE	70,560	69,858	73,431	26,024
42060	LIFE INSURANCE - VRS	5,843	5,878	6,291	(63)
42070	DISABILITY (VLDP)	219	205	439	36
42080	DENTAL INSURANCE	1,248	1,092	1,248	-
42110	WORKER'S COMP.	408	308	284	48
TOTAL FRINGE BENEFITS		170,421	166,129	188,720	23,974
43100	PROFESSIONAL SERVICES	10,420	13,557	17,146	254
43110	MEDICAL SERVICES	100	110	100	-
43320	SERVICE CONTRACTS	216	305	521	-
43330	MAINT & REP.-MACH & EQUIP		84	200	-
43340	MAINT & REP.-FURN & FIX	200			-
43600	ADVERTISING	1,500	740	1,500	-
43700	CONTRACTED SERVICES	5,400	194	200	50
TOTAL PURCHASED SERVICES		17,836	14,989	19,667	304
44200	C.G. - PARTS AND LABOR	2,900	2,067	3,300	(400)
44300	CENTRAL STORES	500	230	500	-
44310	C.G. - FUEL	200	98	200	-
TOTAL INTERNAL SERVICES		3,600	2,395	4,000	(400)
45210	POSTAGE	31,000	35,317	36,000	6,000
45230	TELECOMMUNICATIONS	2,000		2,000	(2,000)
45305	PROPERTY/LIABILITY INS.				4,270
45350	VEHICLE & EQUIPMENT INS.	180	175	200	(200)
45360	SURETY BONDS	1,110	1,281	1,280	(1,280)
45370	PUB.OFFICIAL LIABILITY IN	1,630	1,695	1,730	(1,730)
45380	GENERAL LIABILITY INS.	630	649	630	(630)
45410	LEASE/RENT OF EQUIPMENT	5,006	5,488	5,006	-

CITY OF HARRISONBURG, VA  
EXPENDITURE BUDGET

FUND - 1000 - GENERAL FUND  
 FUNCTION - 100 - GENERAL GOVERNMENT  
 ACTIVITY - 1200 - GENERAL & FINANCIAL ADMIN  
 DEPARTMENT - 121313 - TREASURER

ACCOUNT-----	TITLE -----	----- 2021-2022 -----		2022-2023	2023-2024	NET
		BUDGET	ACTUAL	BUDGET	PROPOSED	CHANGE
45530	TRAINING & TRAVEL	3,883	2,129	4,000	4,000	-
45810	DUES & MEMBERSHIPS	600	150	750	550	(200)
45850	FREIGHT & DRAYAGE	100	94	100	200	100
TOTAL OTHER CHARGES		46,139	46,977	51,696	56,026	4,330
46010	OFFICE SUPPLIES	7,000	9,568	7,500	8,500	1,000
46140	OTHER OPERATING SUPPLIES		1,848		250	250
46152	TAGS DECALS STAMPS-RESALE	12,921	16,161	12,921	12,416	(505)
TOTAL MATERIALS & SUPPLIES		19,921	27,578	20,421	21,166	745
TOTAL OTHER OPERATING EXPENSES		257,917	258,067	284,504	313,457	28,953
48121	FURNITURE & FIXTURES				4,000	4,000
48172	HARDWARE	1,800	1,790	6,091	6,900	809
TOTAL CAPITAL OUTLAY		1,800	1,790	6,091	10,900	4,809
TOTAL CAPITAL OUTLAY		1,800	1,790	6,091	10,900	4,809
TOTAL TREASURER		750,772	739,410	786,940	802,560	15,620

CITY OF HARRISONBURG, VA  
EXPENDITURE BUDGET

FUND - 1000 - GENERAL FUND  
FUNCTION - 100 - GENERAL GOVERNMENT  
ACTIVITY - 1200 - GENERAL & FINANCIAL ADMIN  
DEPARTMENT - 121511 - FINANCE

ACCOUNT-----	TITLE -----	----- 2021-2022 -----	----- 2022-2023 -----	----- 2023-2024 -----	NET
		BUDGET	ACTUAL	PROPOSED	CHANGE
41010	SALARIES & WAGES-REG.	376,108	370,241	510,012	54,979
41020	SALARIES & WAGES-O/T	1,170	277	603	49
41030	PT SALARIES & WAGES-REG	17,557	15,148	57,785	(50,650)
41053	ANNUAL LEAVE - PAYOUT		6,667		-
41200	INCENTIVE PAYMENT	18,000	18,000		-
TOTAL PERSONAL SERVICES		412,835	410,333	568,400	4,378
TOTAL PERSONAL SERVICES		412,835	410,333	568,400	4,378
42010	FICA	31,580	29,348	43,483	335
42020	RETIREMENT - VRS	48,330	45,748	75,023	8,088
42050	HEALTH INSURANCE	55,875	48,970	69,178	18,606
42060	LIFE INSURANCE - VRS	6,259	4,771	6,835	736
42070	DISABILITY (VLDP)	926	333	954	78
42080	DENTAL INSURANCE	1,170	858	1,170	156
42110	WORKER'S COMP.	327	253	228	62
TOTAL FRINGE BENEFITS		144,467	130,280	196,871	28,061
43100	PROFESSIONAL SERVICES	44,500	27,155	23,910	500
43110	MEDICAL SERVICES		55		-
43160	BANKING SERVICE FEES	30,000	26,939	30,000	-
43320	SERVICE CONTRACTS	1,605	1,761	1,605	20
43330	MAINT & REP.-MACH & EQUIP	500		500	-
43600	ADVERTISING	1,750	1,566	1,750	200
43700	CONTRACTED SERVICES	300	194	300	-
TOTAL PURCHASED SERVICES		78,655	57,670	58,065	720
44300	CENTRAL STORES	250	14	250	-
44307	C.S.-OFFICE SUPPLIES		563		-
TOTAL INTERNAL SERVICES		250	577	250	-
45210	POSTAGE	1,200	1,308	1,200	-
45230	TELECOMMUNICATIONS	1,660	492	540	-
45305	PROPERTY/LIABILITY INS.			2,210	2,210
45360	SURETY BONDS	15	17	20	(20)
45370	PUB.OFFICIAL LIABILITY IN	1,290	1,341	1,370	(1,370)
45380	GENERAL LIABILITY INS.	500	515	500	(500)
45394	RETIREE H'CARE BENEFIT			3,500	3,500
45410	LEASE/RENT OF EQUIPMENT	2,300	2,250	2,300	300
45530	TRAINING & TRAVEL	6,000	4,722	6,000	700
45810	DUES & MEMBERSHIPS	1,800	2,090	1,800	-
TOTAL OTHER CHARGES		14,765	12,735	13,730	4,820

CITY OF HARRISONBURG, VA  
EXPENDITURE BUDGET

FUND - 1000 - GENERAL FUND  
 FUNCTION - 100 - GENERAL GOVERNMENT  
 ACTIVITY - 1200 - GENERAL & FINANCIAL ADMIN  
 DEPARTMENT - 121511 - FINANCE

ACCOUNT-----	TITLE -----	----- 2021-2022 -----	----- 2022-2023 -----	----- 2023-2024 -----	NET	
		BUDGET	ACTUAL	BUDGET	PROPOSED	CHANGE
46010	OFFICE SUPPLIES	2,000	1,554	2,000	2,000	-
46120	BOOKS & SUBSCRIPTIONS	500		500	500	-
46140	OTHER OPERATING SUPPLIES	3,700	2,319	3,700	3,700	-
	TOTAL MATERIALS & SUPPLIES	6,200	3,873	6,200	6,200	-
	TOTAL OTHER OPERATING EXPENSES	244,337	205,136	275,116	308,717	33,601
48171	EDP EQUIPMENT		2,598	4,230	900	(3,330)
	TOTAL CAPITAL OUTLAY		2,598	4,230	900	(3,330)
	TOTAL CAPITAL OUTLAY		2,598	4,230	900	(3,330)
	TOTAL FINANCE	657,172	618,066	847,746	882,395	34,649



CITY OF HARRISONBURG, VA  
EXPENDITURE BUDGET

FUND - 1000 - GENERAL FUND  
FUNCTION - 100 - GENERAL GOVERNMENT  
ACTIVITY - 1200 - GENERAL & FINANCIAL ADMIN  
DEPARTMENT - 122011 - INFORMATION TECHNOLOGY

ACCOUNT-----	TITLE -----	----- 2021-2022 -----	----- 2022-2023 -----	----- 2023-2024 -----	NET
		BUDGET	ACTUAL	PROPOSED	CHANGE
41010	SALARIES & WAGES-REG.	757,476	711,246	882,285	(10,366)
41020	SALARIES & WAGES-O/T		497		-
41053	ANNUAL LEAVE - PAYOUT		2,212		-
41054	PTO - PAYOUT		722		-
41200	INCENTIVE PAYMENT	39,000	39,000		-
TOTAL PERSONAL SERVICES		796,476	753,677	882,285	(10,366)
TOTAL PERSONAL SERVICES		796,476	753,677	882,285	(10,366)
42010	FICA	60,932	53,707	67,495	(793)
42020	RETIREMENT - VRS	97,336	87,903	129,784	(1,524)
42050	HEALTH INSURANCE	99,388	87,519	114,049	674
42060	LIFE INSURANCE - VRS	10,151	9,166	11,823	(139)
42070	DISABILITY (VLDP)	1,979	2,144	2,843	(158)
42080	DENTAL INSURANCE	2,184	1,677	2,340	-
42110	WORKER'S COMP.	1,702	1,161	1,223	330
TOTAL FRINGE BENEFITS		273,672	243,278	329,557	(1,610)
43100	PROFESSIONAL SERVICES	16,000	17,329	16,000	34,000
43110	MEDICAL SERVICES	300	65	300	-
43320	SERVICE CONTRACTS	910,735	730,476	855,762	119,707
43330	MAINT & REP.-MACH & EQUIP	1,000		1,000	-
43340	MAINT & REP.-FURN & FIX	1,000			-
43600	ADVERTISING	150	255	150	-
TOTAL PURCHASED SERVICES		929,185	748,125	873,212	153,707
44200	C.G. - PARTS AND LABOR	1,400	1,558	1,600	400
44300	CENTRAL STORES		43		-
44307	C.S.-OFFICE SUPPLIES	300	38	300	-
44310	C.G. - FUEL	200	359	300	-
TOTAL INTERNAL SERVICES		1,900	1,998	2,200	400
45230	TELECOMMUNICATIONS	157,865	174,407	173,235	(120,289)
45305	PROPERTY/LIABILITY INS.				19,820
45350	VEHICLE & EQUIPMENT INS.	290	282	320	(320)
45370	PUB.OFFICIAL LIABILITY IN	3,940	4,097	4,190	(4,190)
45380	GENERAL LIABILITY INS.	12,110	12,157	13,170	(13,170)
45530	TRAINING & TRAVEL	43,685	17,080	44,515	12,430
45810	DUES & MEMBERSHIPS	385	440	585	-
45850	FREIGHT & DRAYAGE		14		600
TOTAL OTHER CHARGES		218,275	208,477	236,015	(105,119)

CITY OF HARRISONBURG, VA  
EXPENDITURE BUDGET

FUND - 1000 - GENERAL FUND  
 FUNCTION - 100 - GENERAL GOVERNMENT  
 ACTIVITY - 1200 - GENERAL & FINANCIAL ADMIN  
 DEPARTMENT - 122011 - INFORMATION TECHNOLOGY

ACCOUNT-----	TITLE -----	----- 2021-2022 -----	----- 2022-2023 -----	----- 2023-2024 -----	NET	
		BUDGET	ACTUAL	BUDGET	PROPOSED	CHANGE
46010	OFFICE SUPPLIES	5,000	2,885	5,000	5,000	-
46120	BOOKS & SUBSCRIPTIONS	100				-
46140	OTHER OPERATING SUPPLIES	5,000	11,027	5,000	5,000	-
TOTAL MATERIALS & SUPPLIES		10,100	13,913	10,000	10,000	-
TOTAL OTHER OPERATING EXPENSES		1,433,132	1,215,792	1,450,984	1,498,362	47,378
48030	LEASE - RIGHT TO USE	164,547	164,547			-
48121	FURNITURE & FIXTURES		1,010	1,000	1,000	-
48151	MOTOR VEHICLES & EQUIP.				40,000	40,000
48171	EDP EQUIPMENT	13,760	540	23,260	6,000	(17,260)
48172	HARDWARE	139,901	42,040	196,900	12,000	(184,900)
48173	SOFTWARE		6,719	59,543		(59,543)
48271	EDP EQUIPMENT			54,908		(54,908)
48272	HARDWARE	6,336	63,488	36,000	45,000	9,000
48273	SOFTWARE	43,082	79,836			-
TOTAL CAPITAL OUTLAY		367,627	358,179	371,611	104,000	(267,611)
TOTAL CAPITAL OUTLAY		367,627	358,179	371,611	104,000	(267,611)
TOTAL INFORMATION TECHNOLOGY		2,597,234	2,327,647	2,704,880	2,474,281	(230,599)

CITY OF HARRISONBURG, VA  
EXPENDITURE BUDGET

FUND - 1000 - GENERAL FUND  
FUNCTION - 100 - GENERAL GOVERNMENT  
ACTIVITY - 1200 - GENERAL & FINANCIAL ADMIN  
DEPARTMENT - 122211 - PURCHASING

ACCOUNT-----	TITLE -----	----- 2021-2022 -----	----- 2022-2023 -----	----- 2023-2024 -----	NET	
		BUDGET	ACTUAL	PROPOSED	CHANGE	
41010	SALARIES & WAGES-REG.	110,291	68,072	110,632	110,636	4
41030	PT SALARIES & WAGES-REG	17,207	27,591	18,608	19,173	565
41050	ANNUAL LEAVE - SEPARATION		12,376			-
41051	SICK LEAVE - SEPARATION		10,000			-
41200	INCENTIVE PAYMENT	4,500	4,500			-
TOTAL PERSONAL SERVICES		131,998	122,540	129,240	129,809	569
TOTAL PERSONAL SERVICES		131,998	122,540	129,240	129,809	569
42010	FICA	10,098	8,906	9,887	9,931	44
42020	RETIREMENT - VRS	14,173	8,175	16,275	16,275	-
42050	HEALTH INSURANCE	30,052	14,407	25,383	30,026	4,643
42060	LIFE INSURANCE - VRS	1,478	853	1,483	1,483	-
42070	DISABILITY (VLDP)	223	278	214	231	17
42080	DENTAL INSURANCE	312	13	312	312	-
42110	WORKER'S COMP.	103	67	73	55	(18)
TOTAL FRINGE BENEFITS		56,439	32,699	53,627	58,313	4,686
43100	PROFESSIONAL SERVICES		45			-
43110	MEDICAL SERVICES		50			-
43320	SERVICE CONTRACTS	5,922	6,663	6,322	6,722	400
43600	ADVERTISING	350	293	400	400	-
TOTAL PURCHASED SERVICES		6,272	7,051	6,722	7,122	400
45210	POSTAGE	50	41	50	50	-
45230	TELECOMMUNICATIONS	312				-
45305	PROPERTY/LIABILITY INS.				720	720
45360	SURETY BONDS	5	6	10		(10)
45370	PUB.OFFICIAL LIABILITY IN	420	437	450		(450)
45380	GENERAL LIABILITY INS.	160	165	160		(160)
45410	LEASE/RENT OF EQUIPMENT	600	563	600	600	-
45530	TRAINING & TRAVEL	3,800	348	3,200	3,600	400
45810	DUES & MEMBERSHIPS	300	323	300	300	-
TOTAL OTHER CHARGES		5,647	1,882	4,770	5,270	500
46010	OFFICE SUPPLIES	400	27	400	400	-
46120	BOOKS & SUBSCRIPTIONS	100		100	100	-
46140	OTHER OPERATING SUPPLIES	500	238	5	100	95
TOTAL MATERIALS & SUPPLIES		1,000	265	505	600	95
TOTAL OTHER OPERATING EXPENSES		69,358	41,896	65,624	71,305	5,681

CITY OF HARRISONBURG, VA  
EXPENDITURE BUDGET

FUND - 1000 - GENERAL FUND  
FUNCTION - 100 - GENERAL GOVERNMENT  
ACTIVITY - 1200 - GENERAL & FINANCIAL ADMIN  
DEPARTMENT - 122211 - PURCHASING

ACCOUNT-----	TITLE -----	-----	2021-2022 -----	2022-2023	2023-2024	NET
		BUDGET	ACTUAL	BUDGET	PROPOSED	CHANGE
48171	EDP EQUIPMENT	900	1,269	1,100	1,100	-
	TOTAL CAPITAL OUTLAY	900	1,269	1,100	1,100	-
	TOTAL CAPITAL OUTLAY	900	1,269	1,100	1,100	-
	TOTAL PURCHASING	202,256	165,705	195,964	202,214	6,250

CITY OF HARRISONBURG, VA  
EXPENDITURE BUDGET

FUND - 1000 - GENERAL FUND  
 FUNCTION - 100 - GENERAL GOVERNMENT  
 ACTIVITY - 1300 - BOARD OF ELECTIONS  
 DEPARTMENT - 130114 - ELECTORAL BOARD

ACCOUNT-----	TITLE -----	----- 2021-2022 -----	----- 2022-2023 -----	----- 2023-2024 -----	NET
		BUDGET	ACTUAL	PROPOSED	CHANGE
41010	SALARIES & WAGES-REG.	92,757	95,979	97,395	52,656
41020	SALARIES & WAGES-O/T		296		-
41030	PT SALARIES & WAGES-REG	60,795	56,339	64,668	2,038
41040	PT SALARIES & WAGES-O/T		658	2,600	-
41200	INCENTIVE PAYMENT	7,500	7,500		-
TOTAL PERSONAL SERVICES		161,052	160,773	164,663	54,694
TOTAL PERSONAL SERVICES		161,052	160,773	164,663	54,694
42010	FICA	12,321	14,318	12,597	4,185
42020	RETIREMENT - VRS	11,920	11,921	14,327	7,745
42050	HEALTH INSURANCE			11,691	11,691
42060	LIFE INSURANCE - VRS	1,243	1,243	1,305	706
42070	DISABILITY (VLDP)	492	492	492	303
42080	DENTAL INSURANCE	156		156	156
42110	WORKER'S COMP.	135	100	94	72
TOTAL FRINGE BENEFITS		26,267	28,073	28,971	24,858
43105	POLL WORKERS	40,000	35,300	43,000	33,500
43320	SERVICE CONTRACTS		122		-
43330	MAINT & REP.-MACH & EQUIP	3,000	2,500	7,805	1,790
43600	ADVERTISING	600	1,131	600	1,800
TOTAL PURCHASED SERVICES		43,600	39,053	51,405	37,090
44300	CENTRAL STORES	500	180	500	-
TOTAL INTERNAL SERVICES		500	180	500	-
45210	POSTAGE	5,852	7,591	5,000	2,900
45230	TELECOMMUNICATIONS	1,968	645	1,968	-
45305	PROPERTY/LIABILITY INS.			1,100	1,100
45350	VEHICLE & EQUIPMENT INS.	190	184	200	(200)
45360	SURETY BONDS	5	6	10	(10)
45370	PUB.OFFICIAL LIABILITY IN	510	530	540	(540)
45380	GENERAL LIABILITY INS.	200	206	200	(200)
45410	LEASE/RENT OF EQUIPMENT	1,680	2,036	1,680	356
45510	MILEAGE	100	36	75	20
45530	TRAINING & TRAVEL		2,464	5,000	2,345
45810	DUES & MEMBERSHIPS	380	629	380	270
TOTAL OTHER CHARGES		10,885	14,327	15,053	6,041
46010	OFFICE SUPPLIES	6,500	2,125	6,500	3,500
46120	BOOKS & SUBSCRIPTIONS	300	486	360	70

CITY OF HARRISONBURG, VA  
EXPENDITURE BUDGET

FUND - 1000 - GENERAL FUND  
 FUNCTION - 100 - GENERAL GOVERNMENT  
 ACTIVITY - 1300 - BOARD OF ELECTIONS  
 DEPARTMENT - 130114 - ELECTORAL BOARD

ACCOUNT-----	TITLE -----	----- 2021-2022 -----		2022-2023	2023-2024	NET
		BUDGET	ACTUAL	BUDGET	PROPOSED	CHANGE
46140	OTHER OPERATING SUPPLIES	13,800	13,664	8,500	23,600	15,100
TOTAL MATERIALS & SUPPLIES		20,600	16,275	15,360	34,030	18,670
TOTAL OTHER OPERATING EXPENSES		101,852	97,909	111,289	197,948	86,659
48110	MACHINERY & EQUIPMENT	39,820	39,774	5,330	5,685	355
48171	EDP EQUIPMENT	22,660	22,475		8,400	8,400
48271	EDP EQUIPMENT				3,400	3,400
48273	SOFTWARE	22,881	19,456			-
TOTAL CAPITAL OUTLAY		85,361	81,705	5,330	17,485	12,155
TOTAL CAPITAL OUTLAY		85,361	81,705	5,330	17,485	12,155
TOTAL ELECTORAL BOARD		348,265	340,387	281,282	434,790	153,508

CITY OF HARRISONBURG, VA  
EXPENDITURE BUDGET

FUND - 1000 - GENERAL FUND  
FUNCTION - 300 - PUBLIC SAFETY  
ACTIVITY - 3100 - LAW ENFORCEMENT  
DEPARTMENT - 310131 - POLICE ADMINISTRATION

ACCOUNT-----	TITLE -----	BUDGET	ACTUAL	BUDGET	PROPOSED	NET CHANGE
		----- 2021-2022 -----	----- 2021-2022 -----	2022-2023	2023-2024	
41010	SALARIES & WAGES-REG.	1,754,579	1,580,519	1,756,723	1,724,819	(31,904)
41016	UNIFORM CLEANING ALLOW.	3,600	3,300	3,000	3,375	375
41020	SALARIES & WAGES-O/T	50,000	56,223	50,000	50,000	-
41029	SPECIAL PAY TRAINERS	1,800		1,800	1,800	-
41030	PT SALARIES & WAGES-REG	31,652	12,718	26,650	36,608	9,958
41050	ANNUAL LEAVE - SEPARATION	10,000	31,146			-
41051	SICK LEAVE - SEPARATION	10,000	15,568			-
41053	ANNUAL LEAVE - PAYOUT		5,536			-
41054	PTO - PAYOUT		1,278			-
41060	PTO - SEPARATION		6,418			-
41200	INCENTIVE PAYMENT	78,000	78,000			-
TOTAL PERSONAL SERVICES		1,939,631	1,790,705	1,838,173	1,816,602	(21,571)
TOTAL PERSONAL SERVICES		1,939,631	1,790,705	1,838,173	1,816,602	(21,571)
42010	FICA	148,382	127,984	140,619	138,795	(1,824)
42020	RETIREMENT - VRS	225,463	194,992	258,414	253,721	(4,693)
42050	HEALTH INSURANCE	218,584	221,763	259,222	306,048	46,826
42060	LIFE INSURANCE - VRS	23,511	20,335	23,540	23,113	(427)
42070	DISABILITY (VLDP)	1,585	1,743	1,732	1,981	249
42080	DENTAL INSURANCE	4,680	3,510	4,524	4,602	78
42110	WORKER'S COMP.	46,829	34,689	31,460	28,906	(2,554)
42120	CLOTHING ALLOWANCE	2,300	2,300	3,600	5,200	1,600
42190	LODA	15,030	14,438	14,440	14,700	260
TOTAL FRINGE BENEFITS		686,364	621,754	737,551	777,066	39,515
43100	PROFESSIONAL SERVICES	4,925	14,593	15,795	15,795	-
43110	MEDICAL SERVICES	42,974	7,649	42,974	43,474	500
43320	SERVICE CONTRACTS	382,822	343,764	446,390	481,109	34,719
43336	MAINT & REP.-RADIO EQUIP		105			-
43340	MAINT & REP.-FURN & FIX	1,000		1,000	1,000	-
43350	MAINT & REP.-AUTO EQUIP.	17,400	13,437	18,000	20,000	2,000
43360	MAINT & REP.-BLDGS & GNDS	25,000	17,072	25,000	25,000	-
43500	PRINTING AND BINDING	3,785	499	3,785	3,785	-
43600	ADVERTISING	10,000	1,707	15,000	15,000	-
43604	RECRUITMENT	6,500	5,491	10,100	10,000	(100)
43720	LAUNDRY & DRY CLEANING	500	62	500	500	-
TOTAL PURCHASED SERVICES		494,906	404,381	578,544	615,663	37,119
44200	C.G. - PARTS AND LABOR	176,900	162,521	192,500	224,200	31,700
44300	CENTRAL STORES	500		500	500	-
44302	C.S.-POWER.EQUIP.SUPPLIES			100	100	-
44307	C.S.-OFFICE SUPPLIES	2,500	1,938	2,500	2,500	-
44309	C.S.-OTHER SUPPLIES	1,500	3,946	1,500	2,000	500

CITY OF HARRISONBURG, VA  
EXPENDITURE BUDGET

FUND - 1000 - GENERAL FUND  
 FUNCTION - 300 - PUBLIC SAFETY  
 ACTIVITY - 3100 - LAW ENFORCEMENT  
 DEPARTMENT - 310131 - POLICE ADMINISTRATION

ACCOUNT-----	TITLE -----	----- 2021-2022 -----	----- 2022-2023 -----	----- 2023-2024 -----	NET	
		BUDGET	ACTUAL	BUDGET	PROPOSED	CHANGE
44310	C.G. - FUEL	133,700	196,634	190,200	190,200	-
TOTAL INTERNAL SERVICES		315,100	365,039	387,300	419,500	32,200
45110	ELECTRICITY	700	1,185	700	700	-
45130	WATER & SEWER	350	310	350	350	-
45210	POSTAGE	1,500	1,770	1,500	1,500	-
45220	MESSENGER SVS./PACKAGES	200		200	300	100
45230	TELECOMMUNICATIONS	83,624	74,211	83,700	84,056	356
45305	PROPERTY/LIABILITY INS.				94,290	94,290
45340	PROPERTY INSURANCE	190	174	200		(200)
45350	VEHICLE & EQUIPMENT INS.	44,210	42,921	49,260		(49,260)
45360	SURETY BONDS	30	35	40		(40)
45370	PUB.OFFICIAL LIABILITY IN	9,280	9,650	9,870		(9,870)
45380	GENERAL LIABILITY INS.	30,800	31,720	32,520		(32,520)
45394	RETIREE H'CARE BENEFIT	17,040	17,040	14,940	10,920	(4,020)
45410	LEASE/RENT OF EQUIPMENT	27,995	20,908	28,196	28,196	-
45530	TRAINING & TRAVEL	57,080	42,741	78,405	61,315	(17,090)
45540	EDUCATION		2,577		2,000	2,000
45550	MOVING EXPENSES		9,686			-
45810	DUES & MEMBERSHIPS	86,128	80,368	86,478	85,668	(810)
TOTAL OTHER CHARGES		359,127	335,295	386,359	369,295	(17,064)
46010	OFFICE SUPPLIES	25,000	14,198	25,000	25,000	-
46070	REPAIR & MAINT. SUPPLIES	6,000	220	6,000	6,000	-
46030	FOOD SUPPLIES	5,050	4,850	8,300	8,300	-
46080	POWERED EQUIPMENT FUELS	2,000	559	2,000	2,000	-
46100	POLICE SUPPLIES	22,226	17,226	22,500	23,370	870
46101	AMMUNITION	174,946	85,246	97,000	97,000	-
46102	EVIDENCE SUPPLY	5,000	3,603	5,000	6,000	1,000
46110	UNIFORMS	36,420	35,938	72,295	72,295	-
46120	BOOKS & SUBSCRIPTIONS	5,264	3,695	5,264	5,264	-
46134	EDUCATIONAL SUPPLIES	300		300	300	-
46140	OTHER OPERATING SUPPLIES	7,400	8,026	8,000	8,000	-
46170	EMS/MEDICAL SUPPLIES	3,800	3,505	3,800	3,900	100
TOTAL MATERIALS & SUPPLIES		293,406	177,065	255,459	257,429	1,970
TOTAL OTHER OPERATING EXPENSES		2,148,903	1,903,533	2,345,213	2,438,953	93,740
48113	EQUIPMENT		3,373			-
48121	FURNITURE & FIXTURES	3,000	3,146	4,000	4,000	-
48131	RADIO EQUIPMENT	8,000	8,120	8,000	8,000	-
48140	BULLET PROOF VESTS	4,200	3,271	8,600	10,400	1,800
48151	MOTOR VEHICLES & EQUIP.	600,847	358,728	133,308	251,180	117,872
48172	HARDWARE	133,449	115,531	60,000	64,000	4,000



CITY OF HARRISONBURG, VA  
EXPENDITURE BUDGET

FUND - 1000 - GENERAL FUND  
FUNCTION - 300 - PUBLIC SAFETY  
ACTIVITY - 3100 - LAW ENFORCEMENT  
DEPARTMENT - 310131 - POLICE ADMINISTRATION

ACCOUNT-----	TITLE -----	-----	2021-2022 -----	2022-2023	2023-2024	NET
		BUDGET	ACTUAL	BUDGET	PROPOSED	CHANGE
48272	HARDWARE		1,100			-
TOTAL CAPITAL OUTLAY		749,496	493,268	213,908	337,580	123,672
TOTAL CAPITAL OUTLAY		749,496	493,268	213,908	337,580	123,672
TOTAL POLICE ADMINISTRATION		4,838,030	4,187,506	4,397,294	4,593,135	195,841

CITY OF HARRISONBURG, VA  
EXPENDITURE BUDGET

FUND - 1000 - GENERAL FUND  
FUNCTION - 300 - PUBLIC SAFETY  
ACTIVITY - 3100 - LAW ENFORCEMENT  
DEPARTMENT - 310231 - POLICE OPERATIONS

ACCOUNT-----	TITLE -----	BUDGET	2021-2022 ----- ACTUAL	2022-2023 BUDGET	2023-2024 PROPOSED	NET CHANGE
41010	SALARIES & WAGES-REG.	3,068,411	2,732,026	3,411,158	3,628,290	217,132
41016	UNIFORM CLEANING ALLOW.	18,700	16,050	18,750	21,000	2,250
41017	STAND BY PAY	6,000	1,233	6,000	6,000	-
41020	SALARIES & WAGES-O/T	239,000	326,406	250,950	267,500	16,550
41027	STANDBY & BLENDED - OT	10,000	23,525	10,000	75,000	65,000
41028	SPECIAL PAY K-9 HANDLER				54,750	54,750
41029	SPECIAL PAY TRAINERS	18,000	13,140	18,000	33,600	15,600
41030	PT SALARIES & WAGES-REG	39,792	32,779	106,398	122,520	16,122
41050	ANNUAL LEAVE - SEPARATION		3,097			-
41051	SICK LEAVE - SEPARATION		6,738			-
41053	ANNUAL LEAVE - PAYOUT		3,166			-
41054	PTO - PAYOUT		6,431			-
41060	PTO - SEPARATION		35,014			-
41200	INCENTIVE PAYMENT	148,500	160,500			-
TOTAL PERSONAL SERVICES		3,548,403	3,360,106	3,821,256	4,208,660	387,404
TOTAL PERSONAL SERVICES		3,548,403	3,360,106	3,821,256	4,208,660	387,404
42010	FICA	271,454	242,430	292,327	321,962	29,635
42020	RETIREMENT - VRS	394,291	335,756	501,781	533,721	31,940
42050	HEALTH INSURANCE	384,180	352,038	419,754	567,802	148,048
42060	LIFE INSURANCE - VRS	41,116	35,781	45,710	48,619	2,909
42080	DENTAL INSURANCE	9,672	6,728	9,672	10,452	780
42110	WORKER'S COMP.	118,652	109,429	100,782	126,677	25,895
42120	CLOTHING ALLOWANCE		650			-
42190	LODA	53,440	51,335	51,340	52,260	920
TOTAL FRINGE BENEFITS		1,272,805	1,134,146	1,421,366	1,661,493	240,127
43100	PROFESSIONAL SERVICES	13,000	12,545	13,900	21,900	8,000
43330	MAINT & REP.-MACH & EQUIP			2,000	2,000	-
43336	MAINT & REP.-RADIO EQUIP		12			-
43500	PRINTING AND BINDING	6,900	3,545	6,900	6,900	-
43720	LAUNDRY & DRY CLEANING	2,000		2,000	2,000	-
TOTAL PURCHASED SERVICES		21,900	16,102	24,800	32,800	8,000
45130	WATER & SEWER		28			-
45305	PROPERTY/LIABILITY INS.				50,670	50,670
45370	PUB.OFFICIAL LIABILITY IN	10,500	10,919	11,170		(11,170)
45380	GENERAL LIABILITY INS.	35,370	36,427	37,350		(37,350)
45394	RETIREE H'CARE BENEFIT	3,720	3,720	3,720	3,720	-
45530	TRAINING & TRAVEL	68,958	60,882	72,024	85,725	13,701
45540	EDUCATION	5,000	500	5,000	4,000	(1,000)
45810	DUES & MEMBERSHIPS	300		300	2,849	2,549

CITY OF HARRISONBURG, VA  
EXPENDITURE BUDGET

FUND - 1000 - GENERAL FUND  
 FUNCTION - 300 - PUBLIC SAFETY  
 ACTIVITY - 3100 - LAW ENFORCEMENT  
 DEPARTMENT - 310231 - POLICE OPERATIONS

ACCOUNT-----	TITLE -----	----- 2021-2022 -----	----- 2022-2023 -----	----- 2023-2024 -----	NET	
		BUDGET	ACTUAL	BUDGET	PROPOSED	CHANGE
TOTAL OTHER CHARGES		123,848	112,476	129,564	146,964	17,400
46070	REPAIR & MAINT. SUPPLIES	1,000	61	2,000		(2,000)
46100	POLICE SUPPLIES	98,998	84,110	74,430	98,460	24,030
46110	UNIFORMS	52,492	30,746	39,450	40,500	1,050
46140	OTHER OPERATING SUPPLIES	5,000	1,760	5,000	5,000	-
TOTAL MATERIALS & SUPPLIES		157,490	116,678	120,880	143,960	23,080
TOTAL OTHER OPERATING EXPENSES		1,576,043	1,379,402	1,696,610	1,985,217	288,607
48121	FURNITURE & FIXTURES	2,000	900	2,000	4,000	2,000
48131	RADIO EQUIPMENT	8,316			9,375	9,375
48140	BULLET PROOF VESTS	9,350	10,256	7,650	7,050	(600)
48231	RADIO EQUIPMENT			4,165		(4,165)
48241	POLICE K9				16,000	16,000
TOTAL CAPITAL OUTLAY		19,666	11,156	13,815	36,425	22,610
TOTAL CAPITAL OUTLAY		19,666	11,156	13,815	36,425	22,610
TOTAL POLICE OPERATIONS		5,144,112	4,750,664	5,531,681	6,230,302	698,621

CITY OF HARRISONBURG, VA  
EXPENDITURE BUDGET

FUND - 1000 - GENERAL FUND  
FUNCTION - 300 - PUBLIC SAFETY  
ACTIVITY - 3100 - LAW ENFORCEMENT  
DEPARTMENT - 310331 - POLICE CRIMINAL INVESTIG.

ACCOUNT-----	TITLE -----	----- 2021-2022 -----	----- 2022-2023 -----	----- 2023-2024 -----	NET	
		BUDGET	ACTUAL	PROPOSED	CHANGE	
41010	SALARIES & WAGES-REG.	1,114,538	1,046,882	1,273,162	1,241,594	(31,568)
41016	UNIFORM CLEANING ALLOW.	6,000	4,950	5,100	5,700	600
41017	STAND BY PAY	7,020	5,902	8,000	8,000	-
41020	SALARIES & WAGES-O/T	51,080	72,715	55,000	65,000	10,000
41027	STANDBY & BLENDED - OT	5,000	7,223	5,000	7,000	2,000
41200	INCENTIVE PAYMENT	57,000	57,000			-
TOTAL PERSONAL SERVICES		1,240,638	1,194,672	1,346,262	1,327,294	(18,968)
TOTAL PERSONAL SERVICES		1,240,638	1,194,672	1,346,262	1,327,294	(18,968)
42010	FICA	94,909	85,542	102,989	101,538	(1,451)
42020	RETIREMENT - VRS	143,218	128,981	187,282	182,638	(4,644)
42050	HEALTH INSURANCE	163,284	145,788	191,037	207,645	16,608
42060	LIFE INSURANCE - VRS	14,935	14,306	17,060	16,637	(423)
42070	DISABILITY (VLDP)	756			273	273
42080	DENTAL INSURANCE	3,120	1,970	3,276	3,276	-
42110	WORKER'S COMP.	44,162	38,452	32,412	40,562	8,150
42120	CLOTHING ALLOWANCE	22,000	18,850	19,500	24,700	5,200
42190	LODA	15,865	15,240	15,240	15,520	280
TOTAL FRINGE BENEFITS		502,249	449,129	568,796	592,789	23,993
43100	PROFESSIONAL SERVICES	8,500	7,958	8,500	8,500	-
43336	MAINT & REP.-RADIO EQUIP		52			-
TOTAL PURCHASED SERVICES		8,500	8,009	8,500	8,500	-
45230	TELECOMMUNICATIONS		80			-
45305	PROPERTY/LIABILITY INS.				14,480	14,480
45370	PUB.OFFICIAL LIABILITY IN	3,000	3,120	3,190		(3,190)
45380	GENERAL LIABILITY INS.	10,120	10,422	10,680		(10,680)
45530	TRAINING & TRAVEL	35,407	26,277	37,401	43,312	5,911
45540	EDUCATION	2,000		3,000	1,000	(2,000)
45810	DUES & MEMBERSHIPS	1,436	1,006	1,436	1,535	99
TOTAL OTHER CHARGES		51,963	40,905	55,707	60,327	4,620
46010	OFFICE SUPPLIES	2,000	658	4,000	4,000	-
46100	POLICE SUPPLIES	20,725	16,866	27,050	30,596	3,546
46110	UNIFORMS	3,500	1,481	2,900	3,500	600
46140	OTHER OPERATING SUPPLIES	4,000	3,746	4,000	4,000	-
TOTAL MATERIALS & SUPPLIES		30,225	22,751	37,950	42,096	4,146
TOTAL OTHER OPERATING EXPENSES		592,937	520,794	670,953	703,712	32,759

CITY OF HARRISONBURG, VA  
EXPENDITURE BUDGET

FUND - 1000 - GENERAL FUND  
 FUNCTION - 300 - PUBLIC SAFETY  
 ACTIVITY - 3100 - LAW ENFORCEMENT  
 DEPARTMENT - 310331 - POLICE CRIMINAL INVESTIG.

ACCOUNT-----	TITLE -----	----- 2021-2022 -----		2022-2023	2023-2024	NET
		BUDGET	ACTUAL	BUDGET	PROPOSED	CHANGE
48121	FURNITURE & FIXTURES	1,000	922	1,000	1,000	-
48131	RADIO EQUIPMENT	1,110	1,110	1,110		(1,110)
48140	BULLET PROOF VESTS	6,840	2,987		860	860
TOTAL CAPITAL OUTLAY		8,950	5,019	2,110	1,860	(250)
TOTAL CAPITAL OUTLAY		8,950	5,019	2,110	1,860	(250)
TOTAL POLICE CRIMINAL INVESTIG.		1,842,525	1,720,485	2,019,325	2,032,866	13,541

CITY OF HARRISONBURG, VA  
EXPENDITURE BUDGET

FUND - 1000 - GENERAL FUND  
FUNCTION - 300 - PUBLIC SAFETY  
ACTIVITY - 3100 - LAW ENFORCEMENT  
DEPARTMENT - 310631 - POLICE SPECIAL OPERATIONS

ACCOUNT-----	TITLE -----	----- 2021-2022 -----	----- 2022-2023 -----	----- 2023-2024 -----	NET	
		BUDGET	ACTUAL	BUDGET	PROPOSED	CHANGE
41010	SALARIES & WAGES-REG.	1,132,395	1,039,743	1,195,284	859,394	(335,890)
41016	UNIFORM CLEANING ALLOW.	3,500	4,800	5,250	3,900	(1,350)
41017	STAND BY PAY		265			-
41020	SALARIES & WAGES-O/T	54,577	69,577	85,000	85,000	-
41028	SPECIAL PAY K-9 HANDLER	54,750	30,360	54,750		(54,750)
41029	SPECIAL PAY TRAINERS		90			-
41030	PT SALARIES & WAGES-REG	65,673	43,125	98,871	145,886	47,015
41050	ANNUAL LEAVE - SEPARATION	41,318	10,030			-
41051	SICK LEAVE - SEPARATION	30,000	7,500			-
41053	ANNUAL LEAVE - PAYOUT		5,258			-
41054	PTO - PAYOUT		580			-
41060	PTO - SEPARATION		2,250			-
41200	INCENTIVE PAYMENT	52,500	52,500			-
	TOTAL PERSONAL SERVICES	1,434,713	1,266,078	1,439,155	1,094,180	(344,975)
	TOTAL PERSONAL SERVICES	1,434,713	1,266,078	1,439,155	1,094,180	(344,975)
42010	FICA	113,428	90,982	110,095	83,705	(26,390)
42020	RETIREMENT - VRS	145,513	132,935	175,827	126,417	(49,410)
42050	HEALTH INSURANCE	126,022	119,417	120,095	116,874	(3,221)
42060	LIFE INSURANCE - VRS	15,174	13,862	16,017	11,516	(4,501)
42070	DISABILITY (VLDP)		142	240		(240)
42080	DENTAL INSURANCE	2,964	2,288	2,808	2,028	(780)
42110	WORKER'S COMP.	27,460	42,297	38,142	52,156	14,014
42190	LODA	8,350	8,021	8,020	8,170	150
	TOTAL FRINGE BENEFITS	438,911	409,944	471,244	400,866	(70,378)
43100	PROFESSIONAL SERVICES	12,200	13,665	11,200	4,200	(7,000)
43330	MAINT & REP.-MACH & EQUIP	5,000	3,105	5,000	5,000	-
43336	MAINT & REP.-RADIO EQUIP		245			-
43337	MAINT & REP.-RADAR EQUIP	5,000	2,145	5,000	5,000	-
43500	PRINTING AND BINDING	500	22	500	500	-
43720	LAUNDRY & DRY CLEANING	500		500	500	-
	TOTAL PURCHASED SERVICES	23,200	19,182	22,200	15,200	(7,000)
45305	PROPERTY/LIABILITY INS.				24,060	24,060
45360	SURETY BONDS	5	6	10		(10)
45370	PUB.OFFICIAL LIABILITY IN	4,980	5,179	5,300		(5,300)
45380	GENERAL LIABILITY INS.	16,790	17,292	17,730		(17,730)
45390	OTHER INSURANCE	6,390	6,347		6,347	6,347
45394	RETIREE H'CARE BENEFIT	6,480	6,480	6,480	10,080	3,600
45395	LODA - VOLUNTEERS	3,490	3,353	3,350	3,410	60
45530	TRAINING & TRAVEL	43,732	27,541	52,432	45,770	(6,662)
45540	EDUCATION	1,000		1,000	1,000	-

CITY OF HARRISONBURG, VA  
EXPENDITURE BUDGET

FUND - 1000 - GENERAL FUND  
 FUNCTION - 300 - PUBLIC SAFETY  
 ACTIVITY - 3100 - LAW ENFORCEMENT  
 DEPARTMENT - 310631 - POLICE SPECIAL OPERATIONS

ACCOUNT-----	TITLE -----	----- 2021-2022 -----	----- 2022-2023 -----	----- 2023-2024 -----	NET	
		BUDGET	ACTUAL	BUDGET	PROPOSED	CHANGE
45810	DUES & MEMBERSHIPS	2,510	975	2,420	1,755	(665)
TOTAL OTHER CHARGES		85,377	67,173	88,722	92,422	3,700
46100	POLICE SUPPLIES	96,885	71,245	93,752	90,020	(3,732)
46110	UNIFORMS	22,639	7,804	21,550	30,110	8,560
46140	OTHER OPERATING SUPPLIES	4,000	352	4,000	4,000	-
TOTAL MATERIALS & SUPPLIES		123,524	79,402	119,302	124,130	4,828
TOTAL OTHER OPERATING EXPENSES		671,012	575,701	701,468	632,618	(68,850)
48131	RADIO EQUIPMENT	1,110		1,110	1,110	-
48140	BULLET PROOF VESTS	9,023	9,023	860	25,160	24,300
48211	MACHINERY & EQUIPMENT			19,360		(19,360)
48241	POLICE K9	6,323	6,323			-
TOTAL CAPITAL OUTLAY		16,455	15,345	21,330	26,270	4,940
TOTAL CAPITAL OUTLAY		16,455	15,345	21,330	26,270	4,940
TOTAL POLICE SPECIAL OPERATIONS		2,122,180	1,857,124	2,161,953	1,753,068	(408,885)

CITY OF HARRISONBURG, VA  
EXPENDITURE BUDGET

FUND - 1000 - GENERAL FUND  
 FUNCTION - 300 - PUBLIC SAFETY  
 ACTIVITY - 3100 - LAW ENFORCEMENT  
 DEPARTMENT - 310731 - POLICE GRANTS

ACCOUNT-----	TITLE -----	----- 2021-2022 -----	----- 2022-2023 -----	----- 2023-2024 -----	NET	
		BUDGET	ACTUAL	BUDGET	PROPOSED	CHANGE
41010	SALARIES & WAGES-REG.	51,075	53,842	56,321	56,326	5
41016	UNIFORM CLEANING ALLOW.	300	300	300	300	-
41017	STAND BY PAY		1,003			-
41020	SALARIES & WAGES-O/T	77,668	72,443			-
41027	STANDBY & BLENDED - OT		29			-
41053	ANNUAL LEAVE - PAYOUT		98			-
41200	INCENTIVE PAYMENT	3,000	3,000			-
TOTAL PERSONAL SERVICES		132,043	130,715	56,621	56,626	5
TOTAL PERSONAL SERVICES		132,043	130,715	56,621	56,626	5
42010	FICA	7,194	9,045	4,331	4,332	1
42020	RETIREMENT - VRS	6,563	6,647	8,286	8,286	-
42050	HEALTH INSURANCE	9,998	10,040	10,498	12,419	1,921
42060	LIFE INSURANCE - VRS	684	693	755	755	-
42080	DENTAL INSURANCE	156	156	156	156	-
42110	WORKER'S COMP.	3,970	2,936	3,765	2,482	(1,283)
42120	CLOTHING ALLOWANCE	1,300	1,300	1,300	1,300	-
42190	LODA	835	802	800	820	20
TOTAL FRINGE BENEFITS		30,700	31,619	29,891	30,550	659
45530	TRAINING & TRAVEL	2,600	1,396			-
TOTAL OTHER CHARGES		2,600	1,396			-
46100	POLICE SUPPLIES	11,395	10,869			-
TOTAL MATERIALS & SUPPLIES		11,395	10,869			-
TOTAL OTHER OPERATING EXPENSES		44,695	43,884	29,891	30,550	659
48140	BULLET PROOF VESTS	18,613	16,330			-
TOTAL CAPITAL OUTLAY		18,613	16,330			-
TOTAL CAPITAL OUTLAY		18,613	16,330			-
TOTAL POLICE GRANTS		195,351	190,930	86,512	87,176	664



CITY OF HARRISONBURG, VA  
EXPENDITURE BUDGET

FUND - 1000 - GENERAL FUND

FUNCTION - 300 - PUBLIC SAFETY

ACTIVITY - 3200 - FIRE &amp; RESCUE

DEPARTMENT - 320132 - FIRE ADMINISTRATION

ACCOUNT-----	TITLE -----	----- 2021-2022 -----	----- 2022-2023 -----	----- 2023-2024 -----	NET	
		BUDGET	ACTUAL	BUDGET	PROPOSED	CHANGE
41010	SALARIES & WAGES-REG.	524,353	523,885	584,612	588,869	4,257
41020	SALARIES & WAGES-O/T	2,000	1,568			-
41030	PT SALARIES & WAGES-REG	73,063	72,935	51,300	53,866	2,566
41050	ANNUAL LEAVE - SEPARATION		267		10,000	10,000
41051	SICK LEAVE - SEPARATION		1,213		15,000	15,000
41052	SEVERANCE PAY-SEPARATION	7,000	6,977			-
41053	ANNUAL LEAVE - PAYOUT		3,668			-
41054	PTO - PAYOUT		2,330			-
41060	PTO - SEPARATION		4,508			-
41200	INCENTIVE PAYMENT	22,500	22,500			-
	TOTAL PERSONAL SERVICES	628,916	639,851	635,912	667,735	31,823
	TOTAL PERSONAL SERVICES	628,916	639,851	635,912	667,735	31,823
42010	FICA	44,810	46,599	48,647	51,082	2,435
42020	RETIREMENT - VRS	64,403	64,072	85,996	86,623	627
42050	HEALTH INSURANCE	58,488	50,512	61,412	48,569	(12,843)
42060	LIFE INSURANCE - VRS	6,716	6,682	7,833	7,891	58
42070	DISABILITY (VLDP)	215	225	381	429	48
42080	DENTAL INSURANCE	936	481	1,092	1,092	-
42090	UNEMPLOYMENT		1,089			-
42110	WORKER'S COMP.	17,161	13,558	17,728	16,424	(1,304)
42190	LODA	2,505	2,406	2,410	2,460	50
	TOTAL FRINGE BENEFITS	195,234	185,624	225,499	214,570	(10,929)
43100	PROFESSIONAL SERVICES			10,000	30,000	20,000
43110	MEDICAL SERVICES	1,100	2,174	1,100	1,100	-
43320	SERVICE CONTRACTS	31,800	21,452	44,090	47,415	3,325
43330	MAINT & REP.-MACH & EQUIP	500		500	500	-
43336	MAINT & REP.-RADIO EQUIP	1,000	1,472	1,000	1,000	-
43340	MAINT & REP.-FURN & FIX	350		350	350	-
43600	ADVERTISING	1,500	366	1,500	1,500	-
	TOTAL PURCHASED SERVICES	36,250	25,464	58,540	81,865	23,325
44200	C.G. - PARTS AND LABOR	7,000	11,042	7,500	17,000	9,500
44307	C.S.-OFFICE SUPPLIES	1,200	567	1,200	1,200	-
44309	C.S.-OTHER SUPPLIES	1,500	203	1,500	1,500	-
44310	C.G. - FUEL	10,200	10,291	14,500	14,500	-
	TOTAL INTERNAL SERVICES	19,900	22,103	24,700	34,200	9,500
45110	ELECTRICITY		34			-
45140	HYDRANTS	95,000	95,000	95,000	70,000	(25,000)
45145	FIRE MUSEUM	1,500	50	1,500	1,500	-

CITY OF HARRISONBURG, VA  
EXPENDITURE BUDGET

FUND - 1000 - GENERAL FUND

FUNCTION - 300 - PUBLIC SAFETY

ACTIVITY - 3200 - FIRE &amp; RESCUE

DEPARTMENT - 320132 - FIRE ADMINISTRATION

ACCOUNT-----	TITLE -----	----- 2021-2022 -----		2022-2023	2023-2024	NET
		BUDGET	ACTUAL	BUDGET	PROPOSED	CHANGE
45210	POSTAGE	1,000	524	1,000	1,000	-
45230	TELECOMMUNICATIONS	5,128	2,098	5,487	6,108	621
45305	PROPERTY/LIABILITY INS.				11,330	11,330
45350	VEHICLE & EQUIPMENT INS.	7,150	6,942	7,970		(7,970)
45360	SURETY BONDS	20	23	20		(20)
45370	PUB.OFFICIAL LIABILITY IN	1,930	2,007	2,050		(2,050)
45380	GENERAL LIABILITY INS.	750	772	750		(750)
45394	RETIREE H'CARE BENEFIT	2,760	2,760	2,760	2,760	-
45410	LEASE/RENT OF EQUIPMENT	6,200	6,013	6,200	6,200	-
45530	TRAINING & TRAVEL	17,000	16,429	7,350	8,000	650
45550	MOVING EXPENSES		2,000			-
45810	DUES & MEMBERSHIPS	2,482	2,050	2,107	2,107	-
TOTAL OTHER CHARGES		140,920	136,702	132,194	109,005	(23,189)
46010	OFFICE SUPPLIES	1,500	2,731	9,000	9,000	-
46070	REPAIR & MAINT. SUPPLIES	500	12	500	500	-
46078	MAINT & REPAIRS-COMPUTERS	1,000	1,208	1,000	1,000	-
46110	UNIFORMS	800	2,660	2,000	3,000	1,000
46120	BOOKS & SUBSCRIPTIONS	400	1,088	500	500	-
46140	OTHER OPERATING SUPPLIES	14,500	14,392	8,000	10,000	2,000
TOTAL MATERIALS & SUPPLIES		18,700	22,067	21,000	24,000	3,000
TOTAL OTHER OPERATING EXPENSES		411,004	391,960	461,933	463,640	1,707
48272	HARDWARE	8,000	7,142	5,000	33,000	28,000
TOTAL CAPITAL OUTLAY		8,000	7,142	5,000	33,000	28,000
TOTAL CAPITAL OUTLAY		8,000	7,142	5,000	33,000	28,000
TOTAL FIRE ADMINISTRATION		1,047,920	1,038,952	1,102,845	1,164,375	61,530

CITY OF HARRISONBURG, VA  
EXPENDITURE BUDGET

FUND - 1000 - GENERAL FUND

FUNCTION - 300 - PUBLIC SAFETY

ACTIVITY - 3200 - FIRE &amp; RESCUE

DEPARTMENT - 320232 - FIRE SUPPRESSION

ACCOUNT-----	TITLE -----	BUDGET	2021-2022 ----- ACTUAL	2022-2023 BUDGET	2023-2024 PROPOSED	NET CHANGE
41010	SALARIES & WAGES-REG.	4,021,842	4,179,841	4,419,515	4,297,229	(122,286)
41017	STAND BY PAY		670			-
41020	SALARIES & WAGES-O/T	300,000	386,356	310,000	310,000	-
41027	STANDBY & BLENDED - OT		203			-
41030	PT SALARIES & WAGES-REG	78,899	81,018	92,402	95,331	2,929
41050	ANNUAL LEAVE - SEPARATION	4,387	6,272	6,975	19,165	12,190
41051	SICK LEAVE - SEPARATION	10,000	10,000	20,000	22,692	2,692
41054	PTO - PAYOUT		620			-
41060	PTO - SEPARATION		3,906			-
41200	INCENTIVE PAYMENT	225,000	225,000			-
TOTAL PERSONAL SERVICES		4,640,128	4,893,887	4,848,892	4,744,417	(104,475)
TOTAL PERSONAL SERVICES		4,640,128	4,893,887	4,848,892	4,744,417	(104,475)
42010	FICA	354,969	346,103	370,941	362,948	(7,993)
42020	RETIREMENT - VRS	516,807	514,907	650,112	632,122	(17,990)
42050	HEALTH INSURANCE	623,368	607,831	639,886	731,265	91,379
42060	LIFE INSURANCE - VRS	53,893	54,274	59,222	57,583	(1,639)
42080	DENTAL INSURANCE	10,764	9,282	10,764	10,764	-
42110	WORKER'S COMP.	243,330	192,433	180,941	201,698	20,757
42190	LODA	65,130	62,564	62,560	63,680	1,120
TOTAL FRINGE BENEFITS		1,868,261	1,787,394	1,974,426	2,060,060	85,634
43100	PROFESSIONAL SERVICES	22,500	15,363	15,000	20,000	5,000
43110	MEDICAL SERVICES	35,000	28,236	40,000	40,000	-
43320	SERVICE CONTRACTS	53,600	35,081	58,250	87,032	28,782
43330	MAINT & REP.-MACH & EQUIP	21,000	12,235	24,000	41,000	17,000
43336	MAINT & REP.-RADIO EQUIP	6,000	9,812	6,000	6,000	-
43350	MAINT & REP.-AUTO EQUIP.	15,000	17,635	20,250	25,000	4,750
43360	MAINT & REP.-BLDGS & GNDS	41,005	27,947	56,300	40,000	(16,300)
43720	LAUNDRY & DRY CLEANING	500		500	500	-
TOTAL PURCHASED SERVICES		194,605	146,309	220,300	259,532	39,232
44200	C.G. - PARTS AND LABOR	241,200	246,495	251,800	274,000	22,200
44300	CENTRAL STORES	600		600	600	-
44301	C.S.-SMALL EQUIP.SUPPLIES	500		500	500	-
44302	C.S.-POWER.EQUIP.SUPPLIES	500	402	500	500	-
44304	C.S.-BLDG. & GROUNDS SUPP	9,000	13,120	9,000	9,000	-
44307	C.S.-OFFICE SUPPLIES	500		500	500	-
44309	C.S.-OTHER SUPPLIES	5,000	607	5,000	5,000	-
44310	C.G. - FUEL	43,800	59,680	62,200	70,200	8,000
TOTAL INTERNAL SERVICES		301,100	320,304	330,100	360,300	30,200

CITY OF HARRISONBURG, VA  
EXPENDITURE BUDGET

FUND - 1000 - GENERAL FUND

FUNCTION - 300 - PUBLIC SAFETY

ACTIVITY - 3200 - FIRE &amp; RESCUE

DEPARTMENT - 320232 - FIRE SUPPRESSION

ACCOUNT-----	TITLE -----	----- 2021-2022 -----	----- 2022-2023 -----	----- 2023-2024 -----	NET	
		BUDGET	ACTUAL	BUDGET	PROPOSED	CHANGE
45110	ELECTRICITY	61,000	56,192	61,000	70,000	9,000
45120	HEATING	5,000	9,945	6,000	10,000	4,000
45130	WATER & SEWER	12,000	15,716	14,000	17,000	3,000
45230	TELECOMMUNICATIONS	11,833	14,785	15,322	13,726	(1,596)
45305	PROPERTY/LIABILITY INS.				58,330	58,330
45340	PROPERTY INSURANCE	6,920	6,340	7,220		(7,220)
45350	VEHICLE & EQUIPMENT INS.	19,440	18,873	21,580		(21,580)
45370	PUB.OFFICIAL LIABILITY IN	16,870	17,543	17,950		(17,950)
45380	GENERAL LIABILITY INS.	6,520	6,715	6,530		(6,530)
45390	OTHER INSURANCE	2,870	2,870	2,870	2,870	-
45394	RETIREE H' CARE BENEFIT	66,910	66,250	62,090	60,229	(1,861)
45395	LODA - VOLUNTEERS	950	913	910	930	20
45398	LODA CLAIM	28,000	29,999	28,000	32,000	4,000
45530	TRAINING & TRAVEL	50,362	58,680	40,000	50,000	10,000
45540	EDUCATION	5,000	5,388	5,000	5,000	-
45810	DUES & MEMBERSHIPS	300	623	300	300	-
45850	FREIGHT & DRAYAGE	500	623	1,000	1,000	-
	TOTAL OTHER CHARGES	294,475	311,454	289,772	321,385	31,613
46010	OFFICE SUPPLIES	4,000	829			-
46070	REPAIR & MAINT. SUPPLIES	20,000	18,108	30,000	20,000	(10,000)
46078	MAINT & REPAIRS-COMPUTERS	2,300	860	2,300	2,300	-
46090	POWERED EQUIPMENT SUPPLY	1,500	747	1,500	1,500	-
46110	UNIFORMS	22,500	27,020	49,140	25,000	(24,140)
46111	TURN OUT GEAR	94,513	94,165	113,515	113,515	-
46120	BOOKS & SUBSCRIPTIONS	900	730	1,000	1,000	-
46140	OTHER OPERATING SUPPLIES	25,000	25,863	25,000	25,000	-
46160	HAZ-MAT SUPPLIES		16			-
46170	EMS/MEDICAL SUPPLIES	36,750	51,695	73,600	41,895	(31,705)
	TOTAL MATERIALS & SUPPLIES	207,463	220,032	296,055	230,210	(65,845)
	TOTAL OTHER OPERATING EXPENSES	2,865,903	2,785,494	3,110,653	3,231,487	120,834
48113	EQUIPMENT	20,000	2,593	46,600	150,000	103,400
48114	FIRE HOSE	4,000	6,850	5,000	37,000	32,000
48121	FURNITURE & FIXTURES				5,100	5,100
48131	RADIO EQUIPMENT			8,000	12,000	4,000
48151	MOTOR VEHICLES & EQUIP.	145,243	53,750	50,000	320,000	270,000
48165	FIRE TRUCK	784,494		1,750,000	1,200,000	(550,000)
48172	HARDWARE		80			-
48181	BUILDINGS & GROUNDS		76			-
48203	FIRE PROGRAMS FUND	640,463	269,718	197,979	207,883	9,904
48272	HARDWARE	19,861	29,910	3,200		(3,200)
	TOTAL CAPITAL OUTLAY	1,614,061	362,978	2,060,779	1,931,983	(128,796)

CITY OF HARRISONBURG, VA  
EXPENDITURE BUDGET

FUND - 1000 - GENERAL FUND  
 FUNCTION - 300 - PUBLIC SAFETY  
 ACTIVITY - 3200 - FIRE & RESCUE  
 DEPARTMENT - 320232 - FIRE SUPPRESSION

ACCOUNT-----	TITLE -----	----- 2021-2022 -----	----- 2022-2023 -----	----- 2023-2024 -----	NET	
		BUDGET	ACTUAL	BUDGET	PROPOSED	CHANGE
TOTAL CAPITAL OUTLAY		1,614,061	362,978	2,060,779	1,931,983	(128,796)
TOTAL FIRE SUPPRESSION		9,120,092	8,042,358	10,020,324	9,907,887	(112,437)

CITY OF HARRISONBURG, VA  
EXPENDITURE BUDGET

FUND - 1000 - GENERAL FUND  
FUNCTION - 300 - PUBLIC SAFETY  
ACTIVITY - 3200 - FIRE & RESCUE  
DEPARTMENT - 320332 - FIRE PREVENTION

ACCOUNT-----	TITLE -----	----- 2021-2022 -----	----- 2022-2023 -----	----- 2023-2024 -----	NET	
		BUDGET	ACTUAL	BUDGET	PROPOSED	CHANGE
41010	SALARIES & WAGES-REG.	355,263	343,798	403,007	403,645	638
41017	STAND BY PAY		1,343		7,000	7,000
41020	SALARIES & WAGES-O/T	47,135	35,868	68,137	69,793	1,656
41027	STANDBY & BLENDED - OT		1,031		30,000	30,000
41030	PT SALARIES & WAGES-REG	31,674	28,872	34,254	35,967	1,713
41050	ANNUAL LEAVE - SEPARATION		10,219			-
41051	SICK LEAVE - SEPARATION		7,500			-
41200	INCENTIVE PAYMENT	16,500	16,500			-
TOTAL PERSONAL SERVICES		450,572	445,131	505,398	546,405	41,007
TOTAL PERSONAL SERVICES		450,572	445,131	505,398	546,405	41,007
42010	FICA	37,911	32,011	38,662	41,801	3,139
42020	RETIREMENT - VRS	48,222	42,088	59,283	59,376	93
42050	HEALTH INSURANCE	45,972	46,095	56,410	55,037	(1,373)
42060	LIFE INSURANCE - VRS	5,028	4,389	5,400	5,409	9
42070	DISABILITY (VLDP)	407	348	398	439	41
42080	DENTAL INSURANCE	936	598	936	936	-
42110	WORKER'S COMP.	20,097	14,628	15,595	15,024	(571)
42190	LODA	2,505	2,406	2,410	2,460	50
TOTAL FRINGE BENEFITS		161,078	142,562	179,094	180,482	1,388
43100	PROFESSIONAL SERVICES		50			-
43110	MEDICAL SERVICES	1,100	1,100	1,100	1,100	-
43320	SERVICE CONTRACTS			1,150	6,150	5,000
43330	MAINT & REP.-MACH & EQUIP	2,000	525	2,000	2,000	-
43336	MAINT & REP.-RADIO EQUIP	1,000	514	1,000	1,000	-
TOTAL PURCHASED SERVICES		4,100	2,189	5,250	10,250	5,000
44200	C.G. - PARTS AND LABOR	22,800	13,934	24,300	20,400	(3,900)
44310	C.G. - FUEL	8,900	8,079	12,600	12,600	-
TOTAL INTERNAL SERVICES		31,700	22,013	36,900	33,000	(3,900)
45230	TELECOMMUNICATIONS	6,593	3,870	7,093	7,508	415
45305	PROPERTY/LIABILITY INS.				4,860	4,860
45350	VEHICLE & EQUIPMENT INS.	2,070	2,010	2,310		(2,310)
45370	PUB.OFFICIAL LIABILITY IN	1,490	1,549	1,580		(1,580)
45380	GENERAL LIABILITY INS.	580	597	580		(580)
45394	RETIREE H'CARE BENEFIT	6,240	7,140	6,240	8,400	2,160
45530	TRAINING & TRAVEL	6,800	5,549	7,140	7,500	360
45810	DUES & MEMBERSHIPS	1,450	1,005	1,650	1,650	-
TOTAL OTHER CHARGES		25,223	21,719	26,593	29,918	3,325

CITY OF HARRISONBURG, VA  
EXPENDITURE BUDGET

FUND - 1000 - GENERAL FUND  
 FUNCTION - 300 - PUBLIC SAFETY  
 ACTIVITY - 3200 - FIRE & RESCUE  
 DEPARTMENT - 320332 - FIRE PREVENTION

ACCOUNT-----	TITLE -----	----- 2021-2022 -----		2022-2023	2023-2024	NET
		BUDGET	ACTUAL	BUDGET	PROPOSED	CHANGE
46010	OFFICE SUPPLIES	1,500	1,409			-
46078	MAINT & REPAIRS-COMPUTERS	1,200	150	1,200	1,200	-
46110	UNIFORMS	950	872	1,235	1,300	65
46112	FIRE PREVENTION WEEK EXP.	5,000	5,248	7,000	7,000	-
46113	PIZZA PROGRAM PROMOTION	6,000	5,978	6,000	6,000	-
46120	BOOKS & SUBSCRIPTIONS	5,000	2,348	2,500	5,000	2,500
46140	OTHER OPERATING SUPPLIES	15,000	13,897	25,000	26,000	1,000
TOTAL MATERIALS & SUPPLIES		34,650	29,902	42,935	46,500	3,565
TOTAL OTHER OPERATING EXPENSES		256,751	218,386	290,772	300,150	9,378
48113	EQUIPMENT			9,600	3,500	(6,100)
48272	HARDWARE	1,000		1,000		(1,000)
TOTAL CAPITAL OUTLAY		1,000		10,600	3,500	(7,100)
TOTAL CAPITAL OUTLAY		1,000		10,600	3,500	(7,100)
TOTAL FIRE PREVENTION		708,323	663,516	806,770	850,055	43,285

CITY OF HARRISONBURG, VA  
EXPENDITURE BUDGET

FUND - 1000 - GENERAL FUND  
FUNCTION - 300 - PUBLIC SAFETY  
ACTIVITY - 3200 - FIRE & RESCUE  
DEPARTMENT - 320432 - FIRE TRAINING

ACCOUNT-----	TITLE -----	----- 2021-2022 -----	----- 2022-2023 -----	----- 2023-2024 -----	NET
		BUDGET	ACTUAL	PROPOSED	CHANGE
41010	SALARIES & WAGES-REG.	147,762	156,282	162,657	2,578
41020	SALARIES & WAGES-O/T		1,302		-
41200	INCENTIVE PAYMENT	6,000	6,000		-
TOTAL PERSONAL SERVICES		153,762	163,584	162,657	2,578
TOTAL PERSONAL SERVICES		153,762	163,584	162,657	2,578
42010	FICA	11,763	11,767	12,443	197
42020	RETIREMENT - VRS	18,987	19,184	23,927	379
42050	HEALTH INSURANCE	14,762	14,824	15,500	15,253
42060	LIFE INSURANCE - VRS	1,980	2,001	2,180	34
42080	DENTAL INSURANCE	312	312	312	-
42110	WORKER'S COMP.	11,605	7,037	6,230	1,374
42190	LODA	1,670	1,604	1,600	30
TOTAL FRINGE BENEFITS		61,079	56,728	62,192	17,267
43110	MEDICAL SERVICES	550	802	550	-
43320	SERVICE CONTRACTS	11,850	9,625	13,703	-
43330	MAINT & REP.-MACH & EQUIP	750		750	750
43336	MAINT & REP.-RADIO EQUIP	1,000	1,000	1,000	-
43340	MAINT & REP.-FURN & FIX	300		300	-
43360	MAINT & REP.-BLDGS & GNDS	6,000	4,957	31,000	(24,700)
TOTAL PURCHASED SERVICES		20,450	16,383	47,303	(23,950)
44200	C.G. - PARTS AND LABOR	13,300	4,847	12,900	(2,600)
44304	C.S.-BLDG. & GROUNDS SUPP		165		-
44310	C.G. - FUEL	5,600	6,620	7,900	-
TOTAL INTERNAL SERVICES		18,900	11,632	20,800	(2,600)
45110	ELECTRICITY	2,500	2,553	2,500	-
45130	WATER & SEWER		469	500	-
45230	TELECOMMUNICATIONS	1,451	2,330	1,930	(482)
45305	PROPERTY/LIABILITY INS.			2,730	2,730
45340	PROPERTY INSURANCE	300	275	310	(310)
45350	VEHICLE & EQUIPMENT INS.	1,110	1,078	1,240	(1,240)
45370	PUB.OFFICIAL LIABILITY IN	680	707	720	(720)
45380	GENERAL LIABILITY INS.	260	268	260	(260)
45530	TRAINING & TRAVEL	4,000	6,777	4,200	210
45560	REGIONAL ACADEMY	3,000		3,000	1,000
45810	DUES & MEMBERSHIPS	519	83	725	-
45850	FREIGHT & DRAYAGE	75		75	-
TOTAL OTHER CHARGES		13,895	14,539	15,460	928



CITY OF HARRISONBURG, VA  
EXPENDITURE BUDGET

FUND - 1000 - GENERAL FUND  
 FUNCTION - 300 - PUBLIC SAFETY  
 ACTIVITY - 3200 - FIRE & RESCUE  
 DEPARTMENT - 320432 - FIRE TRAINING

ACCOUNT-----	TITLE -----	----- 2021-2022 -----		2022-2023	2023-2024	NET
		BUDGET	ACTUAL	BUDGET	PROPOSED	CHANGE
46010	OFFICE SUPPLIES	500	104			-
46070	REPAIR & MAINT. SUPPLIES	500	84	500	500	-
46078	MAINT & REPAIRS-COMPUTERS	800		800	800	-
46110	UNIFORMS	600		780	820	40
46111	TURN OUT GEAR		74			-
46120	BOOKS & SUBSCRIPTIONS	2,500	1,221	2,500	10,000	7,500
46140	OTHER OPERATING SUPPLIES	3,000	6,017	3,000	3,150	150
TOTAL MATERIALS & SUPPLIES		7,900	7,500	7,580	15,270	7,690
TOTAL OTHER OPERATING EXPENSES		122,224	106,783	153,335	152,670	(665)
48113	EQUIPMENT				800	800
48121	FURNITURE & FIXTURES				6,000	6,000
48272	HARDWARE				4,000	4,000
TOTAL CAPITAL OUTLAY					10,800	10,800
TOTAL CAPITAL OUTLAY					10,800	10,800
TOTAL FIRE TRAINING		275,986	270,367	315,992	328,705	12,713

CITY OF HARRISONBURG, VA  
EXPENDITURE BUDGET

FUND - 1000 - GENERAL FUND  
 FUNCTION - 300 - PUBLIC SAFETY  
 ACTIVITY - 3300 - CORRECTION & DETENTION  
 DEPARTMENT - 330231 - COURT APPOINTED ATTORNEY

ACCOUNT-----	TITLE -----	----- 2021-2022 -----		2022-2023	2023-2024	NET CHANGE
		BUDGET	ACTUAL	BUDGET	PROPOSED	
43151	COURT APPOINTED ATTORNEY	60,000	41,911	60,000	60,000	-
TOTAL PURCHASED SERVICES		60,000	41,911	60,000	60,000	-
TOTAL OTHER OPERATING EXPENSES		60,000	41,911	60,000	60,000	-
TOTAL COURT APPOINTED ATTORNEY		60,000	41,911	60,000	60,000	-

CITY OF HARRISONBURG, VA  
EXPENDITURE BUDGET

FUND - 1000 - GENERAL FUND  
 FUNCTION - 300 - PUBLIC SAFETY  
 ACTIVITY - 3300 - CORRECTION & DETENTION  
 DEPARTMENT - 330511 - REGIONAL JUVENILE HOME

ACCOUNT-----	TITLE -----	----- 2021-2022 -----	----- 2022-2023 -----	----- 2023-2024 -----	NET	
		BUDGET	ACTUAL	BUDGET	PROPOSED	CHANGE
47030	JUVENILE DETENTION HOME	228,304	228,304	196,030	233,639	37,609
TOTAL PMT. TO JOINT OPERATIONS		228,304	228,304	196,030	233,639	37,609
TOTAL OTHER OPERATING EXPENSES		228,304	228,304	196,030	233,639	37,609
TOTAL REGIONAL JUVENILE HOME		228,304	228,304	196,030	233,639	37,609

CITY OF HARRISONBURG, VA  
EXPENDITURE BUDGET

FUND - 1000 - GENERAL FUND  
FUNCTION - 300 - PUBLIC SAFETY  
ACTIVITY - 3300 - CORRECTION & DETENTION  
DEPARTMENT - 330711 - REGIONAL JAIL

ACCOUNT-----	TITLE -----	----- 2021-2022 -----		2022-2023	2023-2024	NET
		BUDGET	ACTUAL	BUDGET	PROPOSED	CHANGE
47074	MRRJ-OPERATING	1,776,319	1,784,901	1,819,085	1,607,140	(211,945)
47075	MRRJ-DEBT SERVICE	297,900	289,318	283,793	252,005	(31,788)
47076	MRRJ-BUY-IN AGREEMENT	1,076,299	1,076,298	1,076,299	1,076,299	-
TOTAL PMT. TO JOINT OPERATIONS		3,150,518	3,150,517	3,179,177	2,935,444	(243,733)
TOTAL OTHER OPERATING EXPENSES		3,150,518	3,150,517	3,179,177	2,935,444	(243,733)
TOTAL REGIONAL JAIL		3,150,518	3,150,517	3,179,177	2,935,444	(243,733)

CITY OF HARRISONBURG, VA  
EXPENDITURE BUDGET

FUND - 1000 - GENERAL FUND  
FUNCTION - 300 - PUBLIC SAFETY  
ACTIVITY - 3400 - INSPECTIONS  
DEPARTMENT - 340121 - BUILDING INSPECTION

ACCOUNT-----	TITLE -----	----- 2021-2022 -----		2022-2023	2023-2024	NET
		BUDGET	ACTUAL	BUDGET	PROPOSED	CHANGE
41010	SALARIES & WAGES-REG.	661,211	626,783	727,158	724,261	(2,897)
41017	STAND BY PAY	7,791	7,483	8,450	8,450	-
41020	SALARIES & WAGES-O/T	240		240		(240)
41027	STANDBY & BLENDED - OT	1,000	1,479	1,000	1,000	-
41050	ANNUAL LEAVE - SEPARATION		10,741			-
41051	SICK LEAVE - SEPARATION		6,858			-
41053	ANNUAL LEAVE - PAYOUT		2,192			-
41200	INCENTIVE PAYMENT	30,000	30,000			-
TOTAL PERSONAL SERVICES		700,242	685,535	736,848	733,711	(3,137)
TOTAL PERSONAL SERVICES		700,242	685,535	736,848	733,711	(3,137)
42010	FICA	53,569	48,045	56,369	56,129	(240)
42020	RETIREMENT - VRS	84,966	77,282	106,965	106,539	(426)
42050	HEALTH INSURANCE	93,032	79,428	102,159	111,219	9,060
42060	LIFE INSURANCE - VRS	8,860	8,059	9,744	9,706	(38)
42070	DISABILITY (VLDP)	1,214	1,089	1,306	1,995	689
42080	DENTAL INSURANCE	1,716	1,339	1,716	1,716	-
42110	WORKER'S COMP.	4,391	3,187	3,048	2,678	(370)
TOTAL FRINGE BENEFITS		247,748	218,429	281,307	289,982	8,675
43100	PROFESSIONAL SERVICES		297			-
43110	MEDICAL SERVICES		230			-
43320	SERVICE CONTRACTS		1,053	716	716	-
43600	ADVERTISING	3,000	1,283	3,000	1,500	(1,500)
43875	DEMOLITION OF BUILDINGS	2,500		2,500	2,500	-
TOTAL PURCHASED SERVICES		5,500	2,864	6,216	4,716	(1,500)
44200	C.G. - PARTS AND LABOR	9,000	5,953	10,100	9,800	(300)
44300	CENTRAL STORES		497	500		(500)
44310	C.G. - FUEL	3,200	3,149	4,500	4,500	-
TOTAL INTERNAL SERVICES		12,200	9,600	15,100	14,300	(800)
45210	POSTAGE	960	19	960		(960)
45230	TELECOMMUNICATIONS	3,948	2,487	3,396	4,104	708
45305	PROPERTY/LIABILITY INS.				5,470	5,470
45350	VEHICLE & EQUIPMENT INS.	1,690	1,641	1,880		(1,880)
45360	SURETY BONDS	10	12	10		(10)
45370	PUB.OFFICIAL LIABILITY IN	2,100	2,184	2,230		(2,230)
45380	GENERAL LIABILITY INS.	810	834	810		(810)
45394	RETIREE H'CARE BENEFIT	2,760	2,760	2,760	2,760	-
45410	LEASE/RENT OF EQUIPMENT	2,324	1,912	2,324	1,376	(948)
45530	TRAINING & TRAVEL	11,044	2,987	12,086	12,195	109

CITY OF HARRISONBURG, VA  
EXPENDITURE BUDGET

FUND - 1000 - GENERAL FUND

FUNCTION - 300 - PUBLIC SAFETY

ACTIVITY - 3400 - INSPECTIONS

DEPARTMENT - 340121 - BUILDING INSPECTION

ACCOUNT-----	TITLE -----	----- 2021-2022 -----	----- 2022-2023 -----	----- 2023-2024 -----	NET	
		BUDGET	ACTUAL	BUDGET	PROPOSED	CHANGE
45810	DUES & MEMBERSHIPS	1,889	855	2,052	1,870	(182)
TOTAL OTHER CHARGES		27,535	15,692	28,508	27,775	(733)
46010	OFFICE SUPPLIES	1,500	1,434	1,500	1,500	-
46110	UNIFORMS	2,765	972	2,765	2,765	-
46120	BOOKS & SUBSCRIPTIONS	18,927	7,216	1,040	1,040	-
46140	OTHER OPERATING SUPPLIES	750	3,484	800	800	-
TOTAL MATERIALS & SUPPLIES		23,942	13,105	6,105	6,105	-
TOTAL OTHER OPERATING EXPENSES		316,925	259,690	337,236	342,878	5,642
48151	MOTOR VEHICLES & EQUIP.	31,089	34,813			-
48171	EDP EQUIPMENT	9,550	8,046	6,450	1,880	(4,570)
48221	FURNITURE & FIXTURES		439			-
48271	EDP EQUIPMENT		495			-
48273	SOFTWARE	941				-
TOTAL CAPITAL OUTLAY		41,581	43,794	6,450	1,880	(4,570)
TOTAL CAPITAL OUTLAY		41,581	43,794	6,450	1,880	(4,570)
TOTAL BUILDING INSPECTION		1,058,748	989,019	1,080,534	1,078,469	(2,065)

CITY OF HARRISONBURG, VA  
EXPENDITURE BUDGET

FUND - 1000 - GENERAL FUND  
 FUNCTION - 300 - PUBLIC SAFETY  
 ACTIVITY - 3500 - OTHER PROTECTION  
 DEPARTMENT - 350131 - ANIMAL CONTROL

ACCOUNT-----	TITLE -----	----- 2021-2022 -----	----- 2022-2023 -----	----- 2023-2024 -----	NET
		BUDGET	ACTUAL	PROPOSED	CHANGE
41010	SALARIES & WAGES-REG.	86,240	89,594	95,030	1,815
41016	UNIFORM CLEANING ALLOW.	600	600	600	-
41020	SALARIES & WAGES-O/T	2,500	4,005	2,500	1,000
41200	INCENTIVE PAYMENT	6,000	6,000		-
TOTAL PERSONAL SERVICES		95,340	100,199	98,130	2,815
TOTAL PERSONAL SERVICES		95,340	100,199	98,130	2,815
42010	FICA	7,294	7,231	7,507	215
42020	RETIREMENT - VRS	11,082	11,062	13,980	266
42050	HEALTH INSURANCE	9,580	9,619	10,059	1,840
42060	LIFE INSURANCE - VRS	1,156	1,153	1,274	24
42070	DISABILITY (VLDP)	185	192	190	30
42080	DENTAL INSURANCE	312	312	312	-
42110	WORKER'S COMP.	3,063	3,076	2,896	759
42190	LODA	835	802	800	20
TOTAL FRINGE BENEFITS		33,507	33,448	37,018	3,154
43100	PROFESSIONAL SERVICES	2,500	1,440	2,500	-
TOTAL PURCHASED SERVICES		2,500	1,440	2,500	-
45305	PROPERTY/LIABILITY INS.			5,320	5,320
45350	VEHICLE & EQUIPMENT INS.	620	602	690	(690)
45370	PUB.OFFICIAL LIABILITY IN	960	998	1,020	(1,020)
45380	GENERAL LIABILITY INS.	3,220	3,316	3,400	(3,400)
45530	TRAINING & TRAVEL	3,192	733	3,192	-
45810	DUES & MEMBERSHIPS	70		120	50
TOTAL OTHER CHARGES		8,062	5,649	8,372	260
46100	POLICE SUPPLIES	3,100	1,617	2,910	1,090
46110	UNIFORMS	3,300	208	3,300	-
46140	OTHER OPERATING SUPPLIES		124		-
TOTAL MATERIALS & SUPPLIES		6,400	1,950	6,210	1,090
TOTAL OTHER OPERATING EXPENSES		50,469	42,486	54,100	4,504
48140	BULLET PROOF VESTS			860	(860)
TOTAL CAPITAL OUTLAY				860	(860)

04/11/2023

CITY OF HARRISONBURG, VA  
EXPENDITURE BUDGET

FUND - 1000 - GENERAL FUND  
FUNCTION - 300 - PUBLIC SAFETY  
ACTIVITY - 3500 - OTHER PROTECTION  
DEPARTMENT - 350131 - ANIMAL CONTROL

ACCOUNT-----	TITLE -----	-----	2021-2022 -----	2022-2023	2023-2024	NET
		BUDGET	ACTUAL	BUDGET	PROPOSED	CHANGE
TOTAL CAPITAL OUTLAY				860		(860)
TOTAL ANIMAL CONTROL		145,809	142,685	153,090	159,549	6,459



CITY OF HARRISONBURG, VA  
EXPENDITURE BUDGET

FUND - 1000 - GENERAL FUND  
 FUNCTION - 300 - PUBLIC SAFETY  
 ACTIVITY - 3500 - OTHER PROTECTION  
 DEPARTMENT - 350511 - ANIMAL CONTROL (SPCA)

ACCOUNT-----	TITLE -----	----- 2021-2022 -----	----- 2022-2023 -----	----- 2023-2024 -----	NET	
		BUDGET	ACTUAL	BUDGET	PROPOSED	CHANGE
45657	SPCA	338,261	338,260	463,632	432,306	(31,326)
TOTAL OTHER CHARGES		338,261	338,260	463,632	432,306	(31,326)
TOTAL OTHER OPERATING EXPENSES		338,261	338,260	463,632	432,306	(31,326)
TOTAL ANIMAL CONTROL (SPCA)		338,261	338,260	463,632	432,306	(31,326)

CITY OF HARRISONBURG, VA  
EXPENDITURE BUDGET

FUND - 1000 - GENERAL FUND  
 FUNCTION - 300 - PUBLIC SAFETY  
 ACTIVITY - 3500 - OTHER PROTECTION  
 DEPARTMENT - 350532 - EMERGENCY MANAGEMENT

ACCOUNT-----	TITLE -----	----- 2021-2022 -----	----- 2022-2023 -----	----- 2023-2024 -----	NET	
		BUDGET	ACTUAL	BUDGET	PROPOSED	CHANGE
41010	SALARIES & WAGES-REG.			32,105	64,210	32,105
41030	PT SALARIES & WAGES-REG	17,503	18,850			-
TOTAL	PERSONAL SERVICES	17,503	18,850	32,105	64,210	32,105
TOTAL	PERSONAL SERVICES	17,503	18,850	32,105	64,210	32,105
42010	FICA	1,339	1,442	2,456	4,912	2,456
42020	RETIREMENT - VRS			4,723	9,445	4,722
42050	HEALTH INSURANCE			4,941	11,691	6,750
42060	LIFE INSURANCE - VRS			430	860	430
42070	DISABILITY (VLDP)			170	340	170
42080	DENTAL INSURANCE			78	156	78
42110	WORKER'S COMP.		658	1,366	22	(1,344)
TOTAL	FRINGE BENEFITS	1,339	2,100	14,164	27,426	13,262
43320	SERVICE CONTRACTS			3,000	3,000	-
43330	MAINT & REP.-MACH & EQUIP			16,000	16,000	-
TOTAL	PURCHASED SERVICES			19,000	19,000	-
45230	TELECOMMUNICATIONS	486	265			-
45305	PROPERTY/LIABILITY INS.				660	660
45350	VEHICLE & EQUIPMENT INS.	310	301	340		(340)
45370	PUB.OFFICIAL LIABILITY IN	190	198	200		(200)
45380	GENERAL LIABILITY INS.	70	72	70		(70)
45530	TRAINING & TRAVEL	95,864	27,273	700	700	-
TOTAL	OTHER CHARGES	96,920	28,109	1,310	1,360	50
46010	OFFICE SUPPLIES	1,500				-
46070	REPAIR & MAINT. SUPPLIES	750		750	750	-
46120	BOOKS & SUBSCRIPTIONS	500		500	500	-
46140	OTHER OPERATING SUPPLIES	13,500	4,248	13,500	13,500	-
46145	SAFETY MATERIALS	1,000		1,000	1,000	-
46155	4-FOR-LIFE	62,484	35,878	33,652	33,652	-
46160	HAZ-MAT SUPPLIES	21,500	9,991	21,500	56,500	35,000
TOTAL	MATERIALS & SUPPLIES	101,234	50,117	70,902	105,902	35,000
TOTAL	OTHER OPERATING EXPENSES	199,492	80,326	105,376	153,688	48,312
48113	EQUIPMENT	286,400	238,062	4,000	25,000	21,000
48273	SOFTWARE	7,500	21,847	15,000	30,000	15,000

CITY OF HARRISONBURG, VA  
EXPENDITURE BUDGET

FUND - 1000 - GENERAL FUND  
 FUNCTION - 300 - PUBLIC SAFETY  
 ACTIVITY - 3500 - OTHER PROTECTION  
 DEPARTMENT - 350532 - EMERGENCY MANAGEMENT

ACCOUNT-----	TITLE -----	----- 2021-2022 -----	----- 2022-2023 -----	----- 2023-2024 -----	NET	
		BUDGET	ACTUAL	BUDGET	PROPOSED	CHANGE
TOTAL CAPITAL OUTLAY		293,900	259,909	19,000	55,000	36,000
TOTAL CAPITAL OUTLAY		293,900	259,909	19,000	55,000	36,000
TOTAL EMERGENCY MANAGEMENT		510,895	359,085	156,481	272,898	116,417

CITY OF HARRISONBURG, VA  
EXPENDITURE BUDGET

FUND - 1000 - GENERAL FUND  
 FUNCTION - 300 - PUBLIC SAFETY  
 ACTIVITY - 3500 - OTHER PROTECTION  
 DEPARTMENT - 350932 - COMMUNITY PARAMEDIC

ACCOUNT-----	TITLE -----	----- 2021-2022 -----		2022-2023	2023-2024	NET
		BUDGET	ACTUAL	BUDGET	PROPOSED	CHANGE
41010	SALARIES & WAGES-REG.			100,000	103,750	3,750
41020	SALARIES & WAGES-O/T			9,000		(9,000)
41030	PT SALARIES & WAGES-REG			29,952	32,448	2,496
TOTAL PERSONAL SERVICES				138,952	136,198	(2,754)
TOTAL PERSONAL SERVICES				138,952	136,198	(2,754)
42010	FICA			10,630	10,419	(211)
42020	RETIREMENT - VRS			14,710	15,262	552
42050	HEALTH INSURANCE			19,765	23,382	3,617
42060	LIFE INSURANCE - VRS			1,340	1,390	50
42080	DENTAL INSURANCE			312	312	-
42110	WORKER'S COMP.				952	952
TOTAL FRINGE BENEFITS				46,757	51,717	4,960
43100	PROFESSIONAL SERVICES			18,000	18,000	-
TOTAL PURCHASED SERVICES				18,000	18,000	-
45230	TELECOMMUNICATIONS			1,000	1,445	445
45530	TRAINING & TRAVEL			782	782	-
45820	CERTIFICATIONS			2,400	2,400	-
TOTAL OTHER CHARGES				4,182	4,627	445
46110	UNIFORMS			3,240	3,240	-
46170	EMS/MEDICAL SUPPLIES			500	500	-
TOTAL MATERIALS & SUPPLIES				3,740	3,740	-
TOTAL OTHER OPERATING EXPENSES				72,679	78,084	5,405
48272	HARDWARE			3,300		(3,300)
TOTAL CAPITAL OUTLAY				3,300		(3,300)
TOTAL CAPITAL OUTLAY				3,300		(3,300)
TOTAL COMMUNITY PARAMEDIC				214,931	214,282	(649)

CITY OF HARRISONBURG, VA  
EXPENDITURE BUDGET

FUND - 1000 - GENERAL FUND  
FUNCTION - 300 - PUBLIC SAFETY  
ACTIVITY - 3600 - PUBLIC SAFETY FACILITY  
DEPARTMENT - 360241 - PUBLIC SAFETY BUILDING

ACCOUNT-----	TITLE -----	----- 2021-2022 -----	----- 2022-2023 -----	----- 2023-2024 -----	NET
		BUDGET	ACTUAL	PROPOSED	CHANGE
41010	SALARIES & WAGES-REG.	99,235	91,782	110,744	37
41020	SALARIES & WAGES-O/T		7,316	1,477	121
41200	INCENTIVE PAYMENT	9,000	9,000		-
TOTAL PERSONAL SERVICES		108,235	108,099	112,221	158
TOTAL PERSONAL SERVICES		108,235	108,099	112,221	158
42010	FICA	8,281	7,226	8,585	12
42020	RETIREMENT - VRS	12,752	11,193	16,291	5
42050	HEALTH INSURANCE	34,314	22,049	25,559	4,675
42060	LIFE INSURANCE - VRS	1,330	1,167	1,484	-
42070	DISABILITY (VLDP)		62	145	12
42080	DENTAL INSURANCE	468	390	468	-
42110	WORKER'S COMP.	1,357	1,064	1,117	286
TOTAL FRINGE BENEFITS		58,502	43,151	53,649	4,990
43100	PROFESSIONAL SERVICES		54		-
43110	MEDICAL SERVICES		135		-
43320	SERVICE CONTRACTS	37,045	25,910	38,000	-
43330	MAINT & REP.-MACH & EQUIP	9,000	1,549	9,000	-
43360	MAINT & REP.-BLDGS & GNDS	20,000	33,211	28,000	-
43720	LAUNDRY & DRY CLEANING		261	500	-
TOTAL PURCHASED SERVICES		66,045	61,120	75,500	-
44300	CENTRAL STORES	9,700	10,203	9,700	(9,200)
TOTAL INTERNAL SERVICES		9,700	10,203	9,700	(9,200)
45110	ELECTRICITY	92,000	93,877	92,000	3,000
45120	HEATING	20,000	25,535	2,000	22,000
45130	WATER & SEWER	7,500	6,620	7,500	-
45230	TELECOMMUNICATIONS	1,134	870	500	1,000
45305	PROPERTY/LIABILITY INS.			11,870	11,870
45310	BOILER & MACHINERY INS.	4,140	3,785	4,300	(4,300)
45340	PROPERTY INSURANCE	5,630	5,158	5,880	(5,880)
45370	PUB.OFFICIAL LIABILITY IN	830	863	880	(880)
45380	GENERAL LIABILITY INS.	320	330	320	(320)
TOTAL OTHER CHARGES		131,554	137,038	113,380	26,490
46070	REPAIR & MAINT. SUPPLIES	1,750	987	1,750	9,250
46110	UNIFORMS	500		450	350
46140	OTHER OPERATING SUPPLIES	3,500	508	3,500	-

CITY OF HARRISONBURG, VA  
EXPENDITURE BUDGET

FUND - 1000 - GENERAL FUND  
 FUNCTION - 300 - PUBLIC SAFETY  
 ACTIVITY - 3600 - PUBLIC SAFETY FACILITY  
 DEPARTMENT - 360241 - PUBLIC SAFETY BUILDING

ACCOUNT-----	TITLE -----	----- 2021-2022 -----	----- 2022-2023 -----	2023-2024	NET	
		BUDGET	ACTUAL	BUDGET	PROPOSED	CHANGE
TOTAL MATERIALS & SUPPLIES		5,750	1,495	5,700	15,300	9,600
TOTAL OTHER OPERATING EXPENSES		271,551	253,007	257,929	289,809	31,880
48181	BUILDINGS & GROUNDS		6,825	37,500	41,000	3,500
48272	HARDWARE		1,093	1,080		(1,080)
TOTAL CAPITAL OUTLAY			7,918	38,580	41,000	2,420
TOTAL CAPITAL OUTLAY			7,918	38,580	41,000	2,420
TOTAL PUBLIC SAFETY BUILDING		379,786	369,024	408,730	443,188	34,458

CITY OF HARRISONBURG, VA  
EXPENDITURE BUDGET

FUND - 1000 - GENERAL FUND  
FUNCTION - 400 - PUBLIC WORKS  
ACTIVITY - 4100 - STREET MAINTENANCE  
DEPARTMENT - 410121 - GENERAL ENGINEERING

ACCOUNT-----	TITLE -----	----- 2021-2022 -----	----- 2022-2023 -----	----- 2023-2024 -----	NET
		BUDGET	ACTUAL	PROPOSED	CHANGE
41010	SALARIES & WAGES-REG.	615,922	462,185	581,277	478
41030	PT SALARIES & WAGES-REG		2,841		-
41050	ANNUAL LEAVE - SEPARATION		5,136	10,262	738
41051	SICK LEAVE - SEPARATION		950	10,000	(405)
41060	PTO - SEPARATION		989		-
41200	INCENTIVE PAYMENT	21,000	21,000		-
TOTAL PERSONAL SERVICES		636,922	493,100	601,539	811
TOTAL PERSONAL SERVICES		636,922	493,100	601,539	811
42010	FICA	48,725	35,047	46,018	62
42020	RETIREMENT - VRS	79,146	57,120	85,506	71
42050	HEALTH INSURANCE	88,868	57,338	77,433	26,550
42060	LIFE INSURANCE - VRS	8,253	5,956	7,789	7
42070	DISABILITY (VLDP)	1,495	780	1,385	89
42080	DENTAL INSURANCE	1,560	1,092	1,404	-
42110	WORKER'S COMP.	4,347	2,934	2,908	66
TOTAL FRINGE BENEFITS		232,394	160,267	222,443	26,845
43100	PROFESSIONAL SERVICES	2,000	105	2,000	-
43110	MEDICAL SERVICES		105	100	(100)
43320	SERVICE CONTRACTS	1,100	859	1,637	-
43600	ADVERTISING	3,000	1,429	3,000	-
TOTAL PURCHASED SERVICES		6,100	2,498	6,737	(100)
44200	C.G. - PARTS AND LABOR	3,000	1,647	3,100	(300)
44300	CENTRAL STORES	500		500	(500)
44310	C.G. - FUEL	1,300	745	1,900	-
TOTAL INTERNAL SERVICES		4,800	2,392	5,500	(800)
45210	POSTAGE	960		960	(960)
45220	MESSENGER SVS./PACKAGES	50		50	(50)
45230	TELECOMMUNICATIONS	701	554	919	(296)
45305	PROPERTY/LIABILITY INS.				4,130
45350	VEHICLE & EQUIPMENT INS.	1,010	981	1,130	(1,130)
45370	PUB.OFFICIAL LIABILITY IN	1,770	1,841	1,880	(1,880)
45380	GENERAL LIABILITY INS.	680	700	680	(680)
45410	LEASE/RENT OF EQUIPMENT	6,124	5,732	6,124	(872)
45530	TRAINING & TRAVEL	5,020	469	3,782	(1,005)
45540	EDUCATION	500		500	500
45810	DUES & MEMBERSHIPS	2,540	2,682	2,885	200
TOTAL OTHER CHARGES		19,355	12,959	18,910	(2,043)

CITY OF HARRISONBURG, VA  
EXPENDITURE BUDGET

FUND - 1000 - GENERAL FUND  
 FUNCTION - 400 - PUBLIC WORKS  
 ACTIVITY - 4100 - STREET MAINTENANCE  
 DEPARTMENT - 410121 - GENERAL ENGINEERING

ACCOUNT-----	TITLE -----	----- 2021-2022 -----		2022-2023	2023-2024	NET CHANGE
		BUDGET	ACTUAL	BUDGET	PROPOSED	
46010	OFFICE SUPPLIES	1,000	1,161	1,000	1,000	-
46110	UNIFORMS	1,660	249	2,055	2,055	-
46120	BOOKS & SUBSCRIPTIONS	300		300	300	-
46140	OTHER OPERATING SUPPLIES	1,500	1,855	1,500	1,800	300
TOTAL MATERIALS & SUPPLIES		4,460	3,266	4,855	5,155	300
TOTAL OTHER OPERATING EXPENSES		267,109	181,381	258,445	282,647	24,202
48171	EDP EQUIPMENT	6,240	4,928	4,720		(4,720)
48271	EDP EQUIPMENT			1,330	1,380	50
48273	SOFTWARE	1,537	807	1,000	1,000	-
TOTAL CAPITAL OUTLAY		7,777	5,735	7,050	2,380	(4,670)
TOTAL CAPITAL OUTLAY		7,777	5,735	7,050	2,380	(4,670)
TOTAL GENERAL ENGINEERING		911,808	680,216	867,034	887,377	20,343



CITY OF HARRISONBURG, VA  
EXPENDITURE BUDGET

FUND - 1000 - GENERAL FUND  
FUNCTION - 400 - PUBLIC WORKS  
ACTIVITY - 4100 - STREET MAINTENANCE  
DEPARTMENT - 410141 - PW ADMINISTRATION

ACCOUNT-----	TITLE -----	----- 2021-2022 -----		2022-2023	2023-2024	NET
		BUDGET	ACTUAL	BUDGET	PROPOSED	CHANGE
41010	SALARIES & WAGES-REG.			1,133,625	1,117,229	(16,396)
41020	SALARIES & WAGES-O/T			11,588	12,502	914
41030	PT SALARIES & WAGES-REG			38,640	59,341	20,701
41040	PT SALARIES & WAGES-O/T			1,000	1,000	-
TOTAL PERSONAL SERVICES				1,184,853	1,190,072	5,219
TOTAL PERSONAL SERVICES				1,184,853	1,190,072	5,219
42010	FICA			90,641	91,041	400
42020	RETIREMENT - VRS			166,757	164,344	(2,413)
42050	HEALTH INSURANCE			128,407	149,866	21,459
42060	LIFE INSURANCE - VRS			15,190	14,971	(219)
42070	DISABILITY (VLDP)			1,819	2,697	878
42080	DENTAL INSURANCE			2,652	2,652	-
42110	WORKER'S COMP.				6,752	6,752
TOTAL FRINGE BENEFITS				405,466	432,323	26,857
43010	MISC. CONTRACTED SERVICES			1,000	1,000	-
43100	PROFESSIONAL SERVICES			2,500	2,500	-
43110	MEDICAL SERVICES			1,000	1,000	-
43140	ENGINEER., ARCH. & MAPPING			2,500	2,500	-
43310	REPAIRS & MAINTENANCE			2,500	2,500	-
43320	SERVICE CONTRACTS			44,104	33,688	(10,416)
43600	ADVERTISING			3,000	3,000	-
43710	UNIFORM MAINTENANCE CONT.			5,100	5,200	100
TOTAL PURCHASED SERVICES				61,704	51,388	(10,316)
44302	C.S.-POWER.EQUIP.SUPPLIES			1,000	1,000	-
TOTAL INTERNAL SERVICES				1,000	1,000	-
45110	ELECTRICITY			9,000	13,000	4,000
45120	HEATING			4,500	500	(4,000)
45130	WATER & SEWER			5,000	5,000	-
45210	POSTAGE			400	400	-
45220	MESSENGER SVS./PACKAGES			250	250	-
45230	TELECOMMUNICATIONS			5,640	7,625	1,985
45410	LEASE/RENT OF EQUIPMENT			25,000	25,000	-
45530	TRAINING & TRAVEL			17,500	17,500	-
45540	EDUCATION			1,500	1,500	-
45810	DUES & MEMBERSHIPS			1,210	1,220	10
TOTAL OTHER CHARGES				70,000	71,995	1,995

CITY OF HARRISONBURG, VA  
EXPENDITURE BUDGET

FUND - 1000 - GENERAL FUND  
 FUNCTION - 400 - PUBLIC WORKS  
 ACTIVITY - 4100 - STREET MAINTENANCE  
 DEPARTMENT - 410141 - PW ADMINISTRATION

ACCOUNT-----	TITLE -----	----- 2021-2022 -----		2022-2023	2023-2024	NET
		BUDGET	ACTUAL	BUDGET	PROPOSED	CHANGE
46010	OFFICE SUPPLIES			1,500	2,000	500
46070	REPAIR & MAINT. SUPPLIES			2,500	2,500	-
46120	BOOKS & SUBSCRIPTIONS			500	500	-
46140	OTHER OPERATING SUPPLIES			1,500	3,000	1,500
TOTAL MATERIALS & SUPPLIES				6,000	8,000	2,000
TOTAL OTHER OPERATING EXPENSES				544,170	564,706	20,536
48121	FURNITURE & FIXTURES			2,000	2,000	-
48181	BUILDINGS & GROUNDS			1,000	1,000	-
48272	HARDWARE			2,380	16,880	14,500
TOTAL CAPITAL OUTLAY				5,380	19,880	14,500
TOTAL CAPITAL OUTLAY				5,380	19,880	14,500
TOTAL PW ADMINISTRATION				1,734,403	1,774,658	40,255

CITY OF HARRISONBURG, VA  
EXPENDITURE BUDGET

FUND - 1000 - GENERAL FUND  
 FUNCTION - 400 - PUBLIC WORKS  
 ACTIVITY - 4100 - STREET MAINTENANCE  
 DEPARTMENT - 410241 - HIGHWAY & STREET MAINT.

ACCOUNT-----	TITLE -----	BUDGET	ACTUAL	BUDGET	PROPOSED	NET CHANGE
		----- 2021-2022 -----	----- 2021-2022 -----	2022-2023	2023-2024	
41010	SALARIES & WAGES-REG.	1,937,657	1,943,684	1,069,467	1,072,137	2,670
41017	STAND BY PAY	7,831	7,806	8,484	8,484	-
41020	SALARIES & WAGES-O/T	24,755	17,430	13,245	17,953	4,708
41027	STANDBY & BLENDED - OT	4,500	6,852	9,000	9,000	-
41030	PT SALARIES & WAGES-REG	77,779	55,306	38,640	21,344	(17,296)
41040	PT SALARIES & WAGES-O/T	1,000	620	1,000	1,000	-
41050	ANNUAL LEAVE - SEPARATION		23,683			-
41051	SICK LEAVE - SEPARATION		23,420			-
41053	ANNUAL LEAVE - PAYOUT		6,522			-
41060	PTO - SEPARATION		1,630			-
41200	INCENTIVE PAYMENT	108,000	108,000			-
TOTAL PERSONAL SERVICES		2,161,522	2,194,953	1,139,836	1,129,918	(9,918)
TOTAL PERSONAL SERVICES		2,161,522	2,194,953	1,139,836	1,129,918	(9,918)
42010	FICA	179,510	157,085	87,197	86,439	(758)
42020	RETIREMENT - VRS	272,763	239,672	157,319	157,711	392
42050	HEALTH INSURANCE	322,496	253,897	180,039	196,270	16,231
42060	LIFE INSURANCE - VRS	28,444	24,993	14,331	14,367	36
42070	DISABILITY (VLDP)	3,319	2,699	2,337	2,312	(25)
42080	DENTAL INSURANCE	6,396	4,537	3,588	3,588	-
42090	UNEMPLOYMENT		373			-
42110	WORKER'S COMP.	60,902	45,373	40,463	32,612	(7,851)
TOTAL FRINGE BENEFITS		873,830	728,629	485,274	493,299	8,025
43010	MISC. CONTRACTED SERVICES	19,000	9,000	19,000	18,000	(1,000)
43100	PROFESSIONAL SERVICES	2,500	12,824	2,500	2,500	-
43110	MEDICAL SERVICES	2,000	2,074	2,000	4,500	2,500
43140	ENGINEER., ARCH. & MAPPING	2,500		2,500	2,500	-
43310	REPAIRS & MAINTENANCE	2,000		2,000	2,000	-
43320	SERVICE CONTRACTS	16,617	13,235	1,407	2,877	1,470
43325	TIPPING FEE-CO LANDFILL	2,000	2,467	2,000	2,000	-
43330	MAINT & REP.-MACH & EQUIP	10,000	4,873	10,000	10,000	-
43336	MAINT & REP.-RADIO EQUIP				2,000	2,000
43340	MAINT & REP.-FURN & FIX	1,500	249	1,500	1,500	-
43350	MAINT & REP.-AUTO EQUIP.	15,000		15,000	15,000	-
43360	MAINT & REP.-BLDGS & GNDS	12,500	11,187	7,500	5,000	(2,500)
43372	MAINT & REP.-BRIDGES	305,400	58,913	150,000	150,000	-
43374	MAINT & REP.-ALLOWABLE	2,568,635	811,175	2,250,000	2,250,000	-
43375	MAINT & REP.-NON-ALLOW.	25,000	3,276	25,000	25,000	-
43376	MAINT & REP.-TRAILS/BRIDG	20,000	589	20,000	20,000	-
43600	ADVERTISING	3,000	454	3,000	3,000	-
43710	UNIFORM MAINTENANCE CONT.	13,200	9,931	6,900	9,200	2,300
43720	LAUNDRY & DRY CLEANING	2,000		2,000	2,000	-
43890	STATE FEES AND PERMITS	500	105	500	500	-

CITY OF HARRISONBURG, VA  
EXPENDITURE BUDGET

FUND - 1000 - GENERAL FUND  
FUNCTION - 400 - PUBLIC WORKS  
ACTIVITY - 4100 - STREET MAINTENANCE  
DEPARTMENT - 410241 - HIGHWAY & STREET MAINT.

ACCOUNT-----	TITLE -----	----- 2021-2022 -----	----- 2022-2023 -----	----- 2023-2024 -----	NET
		BUDGET	ACTUAL	PROPOSED	CHANGE
43891	FEDERAL FEES	1,000		1,000	-
TOTAL PURCHASED SERVICES		3,024,352	940,352	2,523,807	4,770
44200	C.G. - PARTS AND LABOR	253,000	278,309	264,300	40,300
44300	CENTRAL STORES		65		-
44302	C.S.-POWER.EQUIP.SUPPLIES	15,000	14,914	15,000	5,000
44310	C.G. - FUEL	78,700	103,979	111,900	-
TOTAL INTERNAL SERVICES		346,700	397,266	391,200	45,300
45110	ELECTRICITY	18,000	18,760	9,000	4,000
45120	HEATING	9,000	9,096	4,500	4,500
45130	WATER & SEWER	5,000	4,605		-
45210	POSTAGE	400	158	400	-
45220	MESSENGER SVS./PACKAGES	100		100	-
45230	TELECOMMUNICATIONS	21,646	18,057	15,610	1,470
45305	PROPERTY/LIABILITY INS.			51,110	51,110
45310	BOILER & MACHINERY INS.	160	146	170	(170)
45340	PROPERTY INSURANCE	1,830	1,677	1,910	(1,910)
45350	VEHICLE & EQUIPMENT INS.	29,920	29,047	33,180	(33,180)
45360	SURETY BONDS	10	12	10	(10)
45370	PUB.OFFICIAL LIABILITY IN	8,920	9,276	9,490	(9,490)
45380	GENERAL LIABILITY INS.	3,450	3,553	3,450	(3,450)
45394	RETIREE H' CARE BENEFIT	5,040	7,490	6,900	4,200
45410	LEASE/RENT OF EQUIPMENT	31,000	26,530	10,000	10,000
45530	TRAINING & TRAVEL	17,602	21,805	18,750	9,150
45540	EDUCATION	2,500	2,000	2,500	-
45675	TRANSPORTATION SAFETY	3,000		3,000	-
45810	DUES & MEMBERSHIPS	960	1,675	1,210	-
TOTAL OTHER CHARGES		158,538	153,886	120,180	120,750
46010	OFFICE SUPPLIES	2,500	3,734	1,000	1,000
46070	REPAIR & MAINT. SUPPLIES	10,500	14,223	8,000	10,000
46080	POWERED EQUIPMENT FUELS	1,000	667	1,000	1,000
46120	BOOKS & SUBSCRIPTIONS	500	547	500	500
46140	OTHER OPERATING SUPPLIES	2,500	2,683	2,500	2,500
46170	EMS/MEDICAL SUPPLIES	500		500	2,100
TOTAL MATERIALS & SUPPLIES		17,500	21,854	13,500	17,100
TOTAL OTHER OPERATING EXPENSES		4,420,920	2,241,986	3,533,961	3,596,226
48106	SIDEWALKS		318	150,000	150,000
48111	MACHINERY & EQUIPMENT	78,710	78,710		-
48130	COMMUNICATIONS EQUIPMENT			5,000	(5,000)

CITY OF HARRISONBURG, VA  
EXPENDITURE BUDGET

FUND - 1000 - GENERAL FUND  
FUNCTION - 400 - PUBLIC WORKS  
ACTIVITY - 4100 - STREET MAINTENANCE  
DEPARTMENT - 410241 - HIGHWAY & STREET MAINT.

ACCOUNT-----	TITLE -----	----- 2021-2022 -----		2022-2023	2023-2024	NET
		BUDGET	ACTUAL	BUDGET	PROPOSED	CHANGE
48151	MOTOR VEHICLES & EQUIP.	147,752		65,000	95,000	30,000
48181	BUILDINGS & GROUNDS			2,500	3,000	500
48272	HARDWARE	17,370	17,964	1,960	11,800	9,840
TOTAL CAPITAL OUTLAY		243,832	96,992	224,460	259,800	35,340
TOTAL CAPITAL OUTLAY		243,832	96,992	224,460	259,800	35,340
TOTAL HIGHWAY & STREET MAINT.		6,826,274	4,533,932	4,898,257	4,985,944	87,687

CITY OF HARRISONBURG, VA  
EXPENDITURE BUDGET

FUND - 1000 - GENERAL FUND  
 FUNCTION - 400 - PUBLIC WORKS  
 ACTIVITY - 4100 - STREET MAINTENANCE  
 DEPARTMENT - 410441 - STREET LIGHTS

ACCOUNT-----	TITLE -----	----- 2021-2022 -----		2022-2023	2023-2024	NET
		BUDGET	ACTUAL	BUDGET	PROPOSED	CHANGE
45111	STREET LIGHTS	325,157	325,486	325,157	325,157	-
45112	ARTERIAL STREET LIGHTS	237,476	233,921	232,476	232,476	-
45305	PROPERTY/LIABILITY INS.				2,430	2,430
45370	PUB.OFFICIAL LIABILITY IN	1,430	1,487	1,520		(1,520)
45380	GENERAL LIABILITY INS.	550	566	550		(550)
TOTAL OTHER CHARGES		564,613	561,460	559,703	560,063	360
TOTAL OTHER OPERATING EXPENSES		564,613	561,460	559,703	560,063	360
TOTAL STREET LIGHTS		564,613	561,460	559,703	560,063	360

CITY OF HARRISONBURG, VA  
EXPENDITURE BUDGET

FUND - 1000 - GENERAL FUND  
FUNCTION - 400 - PUBLIC WORKS  
ACTIVITY - 4100 - STREET MAINTENANCE  
DEPARTMENT - 410541 - SNOW & ICE REMOVAL

ACCOUNT-----	TITLE -----	----- 2021-2022 -----	----- 2022-2023 -----	----- 2023-2024 -----	NET
		BUDGET	ACTUAL	PROPOSED	CHANGE
41010	SALARIES & WAGES-REG.		302		-
41020	SALARIES & WAGES-O/T	50,000	71,754	50,000	-
41027	STANDBY & BLENDED - OT		3,586		-
41040	PT SALARIES & WAGES-O/T		360		-
TOTAL PERSONAL SERVICES		50,000	76,002	50,000	-
TOTAL PERSONAL SERVICES		50,000	76,002	50,000	-
42010	FICA	3,825	5,341	3,825	-
42020	RETIREMENT - VRS		94		-
42050	HEALTH INSURANCE		108		-
42060	LIFE INSURANCE - VRS		10		-
42080	DENTAL INSURANCE		2		-
42110	WORKER'S COMP.	301	1,845	476	(476)
TOTAL FRINGE BENEFITS		4,126	7,399	4,301	(476)
43320	SERVICE CONTRACTS	70,000	107,604	70,000	-
43330	MAINT & REP.-MACH & EQUIP	9,000	1,371	9,000	-
43360	MAINT & REP.-BLDGS & GNDS	6,500	307	6,500	-
43374	MAINT & REP.-ALLOWABLE	2,000		2,000	-
43375	MAINT & REP.-NON-ALLOW.	2,000		2,000	-
TOTAL PURCHASED SERVICES		89,500	109,281	89,500	-
44200	C.G. - PARTS AND LABOR	59,000	14,265	61,200	(200)
44302	C.S.-POWER.EQUIP.SUPPLIES	12,000	4,449	12,000	-
44310	C.G. - FUEL	700	2,127	1,700	-
TOTAL INTERNAL SERVICES		71,700	20,841	74,900	(200)
45110	ELECTRICITY	4,000	4,414	4,000	-
45120	HEATING	2,000	1,266	2,500	500
45131	WATER			500	500
45305	PROPERTY/LIABILITY INS.			2,540	2,540
45340	PROPERTY INSURANCE	330	302	340	(340)
45350	VEHICLE & EQUIPMENT INS.	320	311	350	(350)
45370	PUB.OFFICIAL LIABILITY IN	1,070	1,113	1,140	(1,140)
45380	GENERAL LIABILITY INS.	410	422	410	(410)
TOTAL OTHER CHARGES		8,130	7,827	8,240	1,300
46070	REPAIR & MAINT. SUPPLIES	195,000	199,742	30,000	-
46140	OTHER OPERATING SUPPLIES	4,000	2,155	4,000	-
TOTAL MATERIALS & SUPPLIES		199,000	201,897	34,000	-

CITY OF HARRISONBURG, VA  
EXPENDITURE BUDGET

FUND - 1000 - GENERAL FUND  
 FUNCTION - 400 - PUBLIC WORKS  
 ACTIVITY - 4100 - STREET MAINTENANCE  
 DEPARTMENT - 410541 - SNOW & ICE REMOVAL

ACCOUNT-----	TITLE -----	----- 2021-2022 -----	----- 2022-2023 -----	----- 2023-2024 -----	NET	
		BUDGET	ACTUAL	BUDGET	PROPOSED	CHANGE
TOTAL OTHER OPERATING EXPENSES		372,456	347,246	210,941	211,565	624
48111 MACHINERY & EQUIPMENT		30,000		81,000	58,000	(23,000)
TOTAL CAPITAL OUTLAY		30,000		81,000	58,000	(23,000)
TOTAL CAPITAL OUTLAY		30,000		81,000	58,000	(23,000)
TOTAL SNOW & ICE REMOVAL		452,456	423,248	341,941	319,565	(22,376)



CITY OF HARRISONBURG, VA  
EXPENDITURE BUDGET

FUND - 1000 - GENERAL FUND  
FUNCTION - 400 - PUBLIC WORKS  
ACTIVITY - 4100 - STREET MAINTENANCE  
DEPARTMENT - 410741 - TRAFFIC ENGINEERING

ACCOUNT-----	TITLE -----	----- 2021-2022 -----	----- 2022-2023 -----	----- 2023-2024 -----	NET
		BUDGET	ACTUAL	PROPOSED	CHANGE
41010	SALARIES & WAGES-REG.	587,771	462,077	634,588	7,893
41017	STAND BY PAY	7,831	10,067	16,968	(8,484)
41020	SALARIES & WAGES-O/T	21,773	8,546	21,915	635
41027	STANDBY & BLENDED - OT	3,000	4,921	3,000	-
41030	PT SALARIES & WAGES-REG	8,640	3,829	9,072	1,368
41050	ANNUAL LEAVE - SEPARATION		16,583		-
41051	SICK LEAVE - SEPARATION		8,464		-
41060	PTO - SEPARATION		4,945		-
41200	INCENTIVE PAYMENT	24,000	24,000		-
TOTAL PERSONAL SERVICES		653,015	543,432	685,543	1,412
TOTAL PERSONAL SERVICES		653,015	543,432	686,955	1,412
42010	FICA	50,951	38,916	52,444	108
42020	RETIREMENT - VRS	77,199	57,598	93,349	1,160
42050	HEALTH INSURANCE	92,764	58,226	86,377	22,271
42060	LIFE INSURANCE - VRS	8,050	6,006	8,504	105
42070	DISABILITY (VLDP)	1,613	1,387	2,022	953
42080	DENTAL INSURANCE	2,028	1,157	2,028	78
42090	UNEMPLOYMENT		394		-
42110	WORKER'S COMP.	20,082	13,920	13,297	(5,375)
TOTAL FRINGE BENEFITS		252,687	177,605	258,021	19,300
43010	MISC. CONTRACTED SERVICES	72,000	19,940	51,500	(33,500)
43100	PROFESSIONAL SERVICES	190,449	182,624	150,000	120,000
43110	MEDICAL SERVICES	1,000	817	1,000	1,000
43320	SERVICE CONTRACTS	8,906	10,958	14,882	4,206
43330	MAINT & REP.-MACH & EQUIP	4,000	609	4,000	-
43350	MAINT & REP.-AUTO EQUIP.	3,000		3,000	-
43360	MAINT & REP.-BLDGS & GNDS	1,000	11,985	1,000	-
43374	MAINT & REP.-ALLOWABLE	2,500	1,251	2,500	-
43375	MAINT & REP.-NON-ALLOW.	2,500		2,500	-
43600	ADVERTISING	1,750	2,249	1,750	-
43710	UNIFORM MAINTENANCE CONT.	4,620	3,958	4,620	1,380
TOTAL PURCHASED SERVICES		291,725	234,391	236,752	93,086
44200	C.G. - PARTS AND LABOR	25,000	21,068	27,600	100
44302	C.S.-POWER.EQUIP.SUPPLIES	8,800	1,294	8,800	-
44310	C.G. - FUEL	17,800	18,663	25,400	-
TOTAL INTERNAL SERVICES		51,600	41,026	61,800	100
45110	ELECTRICITY	40,000	40,227	40,000	10,000
45120	HEATING	3,000	2,651		-

CITY OF HARRISONBURG, VA  
EXPENDITURE BUDGET

FUND - 1000 - GENERAL FUND  
 FUNCTION - 400 - PUBLIC WORKS  
 ACTIVITY - 4100 - STREET MAINTENANCE  
 DEPARTMENT - 410741 - TRAFFIC ENGINEERING

ACCOUNT-----	TITLE -----	----- 2021-2022 -----	----- 2022-2023 -----	----- 2023-2024 -----	NET	
		BUDGET	ACTUAL	BUDGET	PROPOSED	CHANGE
45210	POSTAGE	300	191	300	300	-
45220	MESSENGER SVS./PACKAGES	150		150	150	-
45230	TELECOMMUNICATIONS	5,304	3,285	4,750	5,165	415
45305	PROPERTY/LIABILITY INS.				16,260	16,260
45340	PROPERTY INSURANCE	240	220	250		(250)
45350	VEHICLE & EQUIPMENT INS.	9,670	9,388	10,780		(10,780)
45370	PUB.OFFICIAL LIABILITY IN	3,010	3,130	3,200		(3,200)
45380	GENERAL LIABILITY INS.	1,170	1,205	1,170		(1,170)
45394	RETIREE H'CARE BENEFIT	1,300	1,300			-
45410	LEASE/RENT OF EQUIPMENT	500	453	500	500	-
45530	TRAINING & TRAVEL	4,950	6,951	17,130	13,550	(3,580)
45540	EDUCATION	2,500		2,500	2,500	-
45810	DUES & MEMBERSHIPS	1,200	40	1,200	1,200	-
45850	FREIGHT & DRAYAGE	200		200	200	-
TOTAL OTHER CHARGES		73,494	69,042	82,130	89,825	7,695
46010	OFFICE SUPPLIES	500	1,678	500	1,000	500
46070	REPAIR & MAINT. SUPPLIES	224,000	237,122	224,000	238,000	14,000
46080	POWERED EQUIPMENT FUELS	1,000	1,628	1,000	1,500	500
46140	OTHER OPERATING SUPPLIES	3,000	1,086	3,000	3,500	500
TOTAL MATERIALS & SUPPLIES		228,500	241,513	228,500	244,000	15,500
TOTAL OTHER OPERATING EXPENSES		898,006	763,576	867,203	1,002,884	135,681
48111	MACHINERY & EQUIPMENT	702,181	700,102	147,000	135,000	(12,000)
48151	MOTOR VEHICLES & EQUIP.			110,000		(110,000)
48181	BUILDINGS & GROUNDS			10,000	15,000	5,000
48272	HARDWARE	11,189	8,289	5,190	6,600	1,410
48273	SOFTWARE	10,000	11,036			-
TOTAL CAPITAL OUTLAY		723,370	719,427	272,190	156,600	(115,590)
TOTAL CAPITAL OUTLAY		723,370	719,427	272,190	156,600	(115,590)
TOTAL TRAFFIC ENGINEERING		2,274,391	2,026,435	1,824,936	1,846,439	21,503

CITY OF HARRISONBURG, VA  
EXPENDITURE BUDGET

FUND - 1000 - GENERAL FUND  
FUNCTION - 400 - PUBLIC WORKS  
ACTIVITY - 4100 - STREET MAINTENANCE  
DEPARTMENT - 410841 - HIWAY/ST. BEAUTIFICATION

ACCOUNT-----	TITLE -----	----- 2021-2022 -----	----- 2022-2023 -----	----- 2023-2024 -----	NET
		BUDGET	ACTUAL	PROPOSED	CHANGE
41010	SALARIES & WAGES-REG.	270,327	244,282	287,984	42,757
41017	STAND BY PAY	1,355	291	1,468	-
41020	SALARIES & WAGES-O/T	2,038	1,109	2,865	1,779
41027	STANDBY & BLENDED - OT	1,000	415	1,000	-
41030	PT SALARIES & WAGES-REG	36,285	10,709	38,099	(23,019)
41060	PTO - SEPARATION		1,606		-
41200	INCENTIVE PAYMENT	18,000	18,000		-
TOTAL PERSONAL SERVICES		329,005	276,412	331,416	21,517
TOTAL PERSONAL SERVICES		329,005	276,412	331,416	21,517
42010	FICA	25,169	19,385	25,353	1,646
42020	RETIREMENT - VRS	34,737	30,165	42,363	6,289
42050	HEALTH INSURANCE	57,928	43,822	51,118	23,799
42060	LIFE INSURANCE - VRS	3,623	3,145	3,858	574
42070	DISABILITY (VLDP)	558	373	553	65
42080	DENTAL INSURANCE	468	701	936	156
42110	WORKER'S COMP.	11,172	7,004	5,478	2,122
TOTAL FRINGE BENEFITS		133,655	104,596	129,659	34,651
43010	MISC. CONTRACTED SERVICES	63,000	89,288	73,000	20,000
43100	PROFESSIONAL SERVICES	1,000	6,173	1,000	-
43110	MEDICAL SERVICES	250	780	250	250
43320	SERVICE CONTRACTS	7,613	5,793	315	394
43330	MAINT & REP.-MACH & EQUIP	2,500	2,182	2,500	-
43350	MAINT & REP.-AUTO EQUIP.	1,500	1,009	1,500	-
43360	MAINT & REP.-BLDGS & GNDS	1,000	1,683	1,000	-
43374	MAINT & REP.-ALLOWABLE	5,500		5,500	-
43600	ADVERTISING		50		-
43710	UNIFORM MAINTENANCE CONT.	2,300	1,425	2,300	500
TOTAL PURCHASED SERVICES		84,663	108,383	87,365	21,144
44200	C.G. - PARTS AND LABOR	29,500	32,424	29,900	5,700
44302	C.S.-POWER.EQUIP.SUPPLIES	6,500	5,064	6,500	-
44310	C.G. - FUEL	12,000	21,925	17,000	-
TOTAL INTERNAL SERVICES		48,000	59,413	53,400	5,700
45230	TELECOMMUNICATIONS	2,016	911	1,000	(500)
45305	PROPERTY/LIABILITY INS.				3,360
45350	VEHICLE & EQUIPMENT INS.	1,770	1,718	1,950	(1,950)
45370	PUB.OFFICIAL LIABILITY IN	800	832	850	(850)
45380	GENERAL LIABILITY INS.	310	319	310	(310)
45410	LEASE/RENT OF EQUIPMENT	5,500		5,500	-

CITY OF HARRISONBURG, VA  
EXPENDITURE BUDGET

FUND - 1000 - GENERAL FUND

FUNCTION - 400 - PUBLIC WORKS

ACTIVITY - 4100 - STREET MAINTENANCE

DEPARTMENT - 410841 - HIWAY/ST. BEAUTIFICATION

ACCOUNT-----	TITLE -----	----- 2021-2022 -----	----- 2022-2023 -----	----- 2023-2024 -----	NET	
		BUDGET	ACTUAL	BUDGET	PROPOSED	CHANGE
45530	TRAINING & TRAVEL	4,575	2,787	4,575	4,725	150
45540	EDUCATION	500		500	500	-
45860	LITTER CONTROL	2,000		2,000	2,000	-
TOTAL OTHER CHARGES		17,471	6,567	16,685	16,585	(100)
46010	OFFICE SUPPLIES	400	137	400	400	-
46070	REPAIR & MAINT. SUPPLIES	3,500	8,200	3,500	5,000	1,500
46080	POWERED EQUIPMENT FUELS	2,200	2,186	2,200	4,200	2,000
46140	OTHER OPERATING SUPPLIES	2,000	1,247	2,000	2,000	-
46181	HORTICULTURE	38,518	36,965	25,500	33,000	7,500
TOTAL MATERIALS & SUPPLIES		46,618	48,735	33,600	44,600	11,000
TOTAL OTHER OPERATING EXPENSES		330,407	327,693	320,709	393,104	72,395
48111	MACHINERY & EQUIPMENT	103,235	103,235			-
48272	HARDWARE	1,005	813	1,080		(1,080)
TOTAL CAPITAL OUTLAY		104,240	104,048	1,080		(1,080)
TOTAL CAPITAL OUTLAY		104,240	104,048	1,080		(1,080)
TOTAL HIWAY/ST. BEAUTIFICATION		763,652	708,152	653,205	746,037	92,832

CITY OF HARRISONBURG, VA  
EXPENDITURE BUDGET

FUND - 1000 - GENERAL FUND  
 FUNCTION - 400 - PUBLIC WORKS  
 ACTIVITY - 4100 - STREET MAINTENANCE  
 DEPARTMENT - 410941 - DOWNTOWN PARKING MAINT

ACCOUNT-----	TITLE -----	----- 2021-2022 -----	----- 2022-2023 -----	----- 2023-2024 -----	NET
		BUDGET	ACTUAL	PROPOSED	CHANGE
41010	SALARIES & WAGES-REG.	48,513	44,816	38,771	(7,255)
41020	SALARIES & WAGES-O/T	567		559	(55)
41200	INCENTIVE PAYMENT	3,000	3,000		-
TOTAL PERSONAL SERVICES		52,080	47,816	39,330	(7,310)
TOTAL PERSONAL SERVICES		52,080	47,816	39,330	(7,310)
42010	FICA	3,372	2,962	3,009	(560)
42020	RETIREMENT - VRS	5,206	5,537	5,703	(1,068)
42050	HEALTH INSURANCE	14,762	14,824	11,691	(3,809)
42060	LIFE INSURANCE - VRS	543	577	520	(97)
42070	DISABILITY (VLDP)			205	205
42080	DENTAL INSURANCE	156	156	156	-
42110	WORKER'S COMP.	2,159	1,511	1,412	(59)
TOTAL FRINGE BENEFITS		26,198	25,567	22,696	(5,388)
43010	MISC. CONTRACTED SERVICES	1,000		1,000	-
43100	PROFESSIONAL SERVICES			2,500	2,500
43110	MEDICAL SERVICES	100		200	100
43320	SERVICE CONTRACTS	50	31	158	105
43330	MAINT & REP.-MACH & EQUIP	500	857	1,500	-
43360	MAINT & REP.-BLDGS & GNDS	21,500	13,133	6,500	5,000
43600	ADVERTISING	150		150	-
43710	UNIFORM MAINTENANCE CONT.	300	296	400	100
TOTAL PURCHASED SERVICES		23,600	14,316	12,408	7,805
44200	C.G. - PARTS AND LABOR	1,800	1,791	2,200	100
44300	CENTRAL STORES	200		200	-
44302	C.S.-POWER.EQUIP.SUPPLIES	6,500	4,969	6,500	-
44310	C.G. - FUEL	1,900	2,622	2,600	(800)
TOTAL INTERNAL SERVICES		10,400	9,383	11,500	(700)
45110	ELECTRICITY	32,000	26,900	32,000	-
45130	WATER & SEWER	600	582	600	-
45210	POSTAGE	50		50	-
45230	TELECOMMUNICATIONS	300	297	1,000	500
45305	PROPERTY/LIABILITY INS.			11,910	11,910
45340	PROPERTY INSURANCE	10,030	9,189	10,470	(10,470)
45350	VEHICLE & EQUIPMENT INS.	90	87	100	(100)
45370	PUB.OFFICIAL LIABILITY IN	330	343	350	(350)
45380	GENERAL LIABILITY INS.	130	134	130	(130)
45410	LEASE/RENT OF EQUIPMENT			1,500	1,500
45530	TRAINING & TRAVEL	600	60	450	(150)

CITY OF HARRISONBURG, VA  
EXPENDITURE BUDGET

FUND - 1000 - GENERAL FUND  
 FUNCTION - 400 - PUBLIC WORKS  
 ACTIVITY - 4100 - STREET MAINTENANCE  
 DEPARTMENT - 410941 - DOWNTOWN PARKING MAINT

ACCOUNT-----	TITLE -----	----- 2021-2022 -----	----- 2022-2023 -----	----- 2023-2024 -----	NET	
		BUDGET	ACTUAL	BUDGET	PROPOSED	CHANGE
TOTAL OTHER CHARGES		44,130	37,591	44,800	47,510	2,710
46010	OFFICE SUPPLIES	1,000	51	1,000	1,000	-
46070	REPAIR & MAINT. SUPPLIES	2,500	1,515	2,500	2,500	-
46080	POWERED EQUIPMENT FUELS	3,500		3,500	3,500	-
46140	OTHER OPERATING SUPPLIES	400	500	400	400	-
TOTAL MATERIALS & SUPPLIES		7,400	2,066	7,400	7,400	-
TOTAL OTHER OPERATING EXPENSES		111,728	88,923	97,087	101,514	4,427
48184	IMPROVEMENTS	15,000	34,863		125,000	125,000
TOTAL CAPITAL OUTLAY		15,000	34,863		125,000	125,000
TOTAL CAPITAL OUTLAY		15,000	34,863		125,000	125,000
TOTAL DOWNTOWN PARKING MAINT		178,808	171,603	143,727	265,844	122,117

CITY OF HARRISONBURG, VA  
EXPENDITURE BUDGET

FUND - 1000 - GENERAL FUND  
FUNCTION - 400 - PUBLIC WORKS  
ACTIVITY - 4200 - SANITATION-WASTE REMOVAL  
DEPARTMENT - 420241 - STREET & ROAD CLEANING

ACCOUNT-----	TITLE -----	----- 2021-2022 -----	----- 2022-2023 -----	----- 2023-2024 -----	NET	
		BUDGET	ACTUAL	PROPOSED	CHANGE	
41010	SALARIES & WAGES-REG.	249,139	205,347	265,130	240,510	(24,620)
41017	STAND BY PAY	1,355	755	1,468	1,468	-
41020	SALARIES & WAGES-O/T	3,489	2,250	3,536	3,469	(67)
41027	STANDBY & BLENDED - OT	2,000	504	2,000	2,000	-
41050	ANNUAL LEAVE - SEPARATION		4,281			-
41051	SICK LEAVE - SEPARATION		6,143			-
41060	PTO - SEPARATION		388			-
41200	INCENTIVE PAYMENT	9,000	9,000			-
TOTAL PERSONAL SERVICES		264,983	228,668	272,134	247,447	(24,687)
TOTAL PERSONAL SERVICES		264,983	228,668	272,134	247,447	(24,687)
42010	FICA	20,272	16,509	20,819	18,930	(1,889)
42020	RETIREMENT - VRS	32,014	25,276	39,001	35,379	(3,622)
42050	HEALTH INSURANCE	29,158	20,609	39,707	58,663	18,956
42060	LIFE INSURANCE - VRS	3,338	2,636	3,552	3,223	(329)
42070	DISABILITY (VLDP)	529	475	728	1,029	301
42080	DENTAL INSURANCE	936	559	936	936	-
42110	WORKER'S COMP.	13,382	9,725	9,872	4,099	(5,773)
TOTAL FRINGE BENEFITS		99,629	75,789	114,615	122,259	7,644
43110	MEDICAL SERVICES	500	50	500	1,000	500
43320	SERVICE CONTRACTS	7,665	5,852	315	656	341
43330	MAINT & REP.-MACH & EQUIP	1,500	1,301	1,500	1,500	-
43350	MAINT & REP.-AUTO EQUIP.	500		500	500	-
43360	MAINT & REP.-BLDGS & GNDS	1,000	1,683	1,000	1,000	-
43374	MAINT & REP.-ALLOWABLE	3,000		3,000	3,000	-
43375	MAINT & REP.-NON-ALLOW.	500		500	500	-
43600	ADVERTISING	1,000	696	1,000	500	(500)
43710	UNIFORM MAINTENANCE CONT.	2,100	1,763	2,100	2,400	300
TOTAL PURCHASED SERVICES		17,765	11,344	10,415	11,056	641
44200	C.G. - PARTS AND LABOR	10,600	10,038	12,100	12,200	100
44302	C.S.-POWER.EQUIP.SUPPLIES	12,000	10,964	12,000	12,000	-
44310	C.G. - FUEL	2,100	5,962	5,000	6,000	1,000
TOTAL INTERNAL SERVICES		24,700	26,963	29,100	30,200	1,100
45120	HEATING	2,500	4,176			-
45130	WATER & SEWER	1,800	3,102			-
45230	TELECOMMUNICATIONS			500		(500)
45305	PROPERTY/LIABILITY INS.				2,420	2,420
45350	VEHICLE & EQUIPMENT INS.	660	641	720		(720)
45370	PUB.OFFICIAL LIABILITY IN	990	1,030	1,050		(1,050)

CITY OF HARRISONBURG, VA  
EXPENDITURE BUDGET

FUND - 1000 - GENERAL FUND  
 FUNCTION - 400 - PUBLIC WORKS  
 ACTIVITY - 4200 - SANITATION-WASTE REMOVAL  
 DEPARTMENT - 420241 - STREET & ROAD CLEANING

ACCOUNT-----	TITLE -----	----- 2021-2022 -----		2022-2023	2023-2024	NET
		BUDGET	ACTUAL	BUDGET	PROPOSED	CHANGE
45380	GENERAL LIABILITY INS.	380	391	380		(380)
45410	LEASE/RENT OF EQUIPMENT	1,500		1,500	1,500	-
45530	TRAINING & TRAVEL	1,050	550	1,050	1,500	450
45540	EDUCATION	500		500	500	-
TOTAL OTHER CHARGES		9,380	9,890	5,700	5,920	220
46010	OFFICE SUPPLIES	250	92	250	250	-
46070	REPAIR & MAINT. SUPPLIES	2,000	827	2,000	2,000	-
46080	POWERED EQUIPMENT FUELS	300		300	300	-
46140	OTHER OPERATING SUPPLIES	2,500	963	2,500	2,500	-
TOTAL MATERIALS & SUPPLIES		5,050	1,881	5,050	5,050	-
TOTAL OTHER OPERATING EXPENSES		156,524	125,868	164,880	174,485	9,605
TOTAL STREET & ROAD CLEANING		421,507	354,536	437,014	421,932	(15,082)



CITY OF HARRISONBURG, VA  
EXPENDITURE BUDGET

FUND - 1000 - GENERAL FUND  
FUNCTION - 400 - PUBLIC WORKS  
ACTIVITY - 4300 - MAINT. OF GENERAL BLDGS.  
DEPARTMENT - 430241 - GENERAL PROPERTIES

ACCOUNT-----	TITLE -----	----- 2021-2022 -----	----- 2022-2023 -----	----- 2023-2024 -----	NET
		BUDGET	ACTUAL	PROPOSED	CHANGE
41010	SALARIES & WAGES-REG.	104,999	58,034	109,933	29,635
41020	SALARIES & WAGES-O/T		169	449	465
41030	PT SALARIES & WAGES-REG	36,660	28,917	39,654	(18,699)
41200	INCENTIVE PAYMENT	9,000	9,000		-
TOTAL PERSONAL SERVICES		150,659	96,120	150,036	11,401
TOTAL PERSONAL SERVICES		150,659	96,120	150,036	11,401
42010	FICA	11,526	7,005	11,478	872
42020	RETIREMENT - VRS	13,492	7,148	16,172	4,358
42050	HEALTH INSURANCE	14,202	7,634	15,527	10,822
42060	LIFE INSURANCE - VRS	1,407	745	1,473	397
42070	DISABILITY (VLDP)	380			157
42080	DENTAL INSURANCE	312	207	312	156
42110	WORKER'S COMP.	1,505	1,072	772	878
TOTAL FRINGE BENEFITS		42,824	23,811	45,734	17,640
43100	PROFESSIONAL SERVICES	28,550	21,490	30,000	125,000
43110	MEDICAL SERVICES		50		400
43320	SERVICE CONTRACTS	30,000	24,283	37,200	8,443
43330	MAINT & REP.-MACH & EQUIP	5,000		5,000	10,000
43360	MAINT & REP.-BLDGS & GNDS	10,000	9,225	10,000	8,000
43362	MAINT & REP.-409 S. MAIN	10,000	5,591	15,000	-
43600	ADVERTISING		1,733		1,000
43720	LAUNDRY & DRY CLEANING		278	500	-
43890	STATE FEES AND PERMITS	80	20	80	-
TOTAL PURCHASED SERVICES		83,630	62,670	97,780	152,843
44200	C.G. - PARTS AND LABOR			200	-
44300	CENTRAL STORES	5,200	7,588	5,500	(5,000)
TOTAL INTERNAL SERVICES		5,200	7,588	5,700	(5,000)
45110	ELECTRICITY	15,000	19,617	15,000	-
45114	ELECTRICITY-409 S. MAIN	58,000	56,094	58,000	2,000
45120	HEATING	6,000	5,014	6,000	-
45130	WATER & SEWER	7,000	4,619	7,000	-
45210	POSTAGE	100		100	-
45230	TELECOMMUNICATIONS	2,700	2,618	500	500
45305	PROPERTY/LIABILITY INS.				20,540
45310	BOILER & MACHINERY INS.	3,460	3,164	3,590	(3,590)
45340	PROPERTY INSURANCE	12,330	11,296	12,870	(12,870)
45370	PUB.OFFICIAL LIABILITY IN	670	697	710	(710)
45380	GENERAL LIABILITY INS.	260	268	260	(260)

CITY OF HARRISONBURG, VA  
EXPENDITURE BUDGET

FUND - 1000 - GENERAL FUND  
 FUNCTION - 400 - PUBLIC WORKS  
 ACTIVITY - 4300 - MAINT. OF GENERAL BLDGS.  
 DEPARTMENT - 430241 - GENERAL PROPERTIES

ACCOUNT-----	TITLE -----	----- 2021-2022 -----	----- 2022-2023 -----	----- 2023-2024 -----	NET	
		BUDGET	ACTUAL	BUDGET	PROPOSED	CHANGE
45530	TRAINING & TRAVEL	1,795		1,795		(1,795)
45810	DUES & MEMBERSHIPS	1,450		1,450	3,260	1,810
TOTAL OTHER CHARGES		108,765	103,388	107,275	112,900	5,625
46010	OFFICE SUPPLIES		295		500	500
46070	REPAIR & MAINT. SUPPLIES	200	206	200	8,000	7,800
46110	UNIFORMS	300	425	750	1,100	350
46140	OTHER OPERATING SUPPLIES				1,000	1,000
TOTAL MATERIALS & SUPPLIES		500	926	950	10,600	9,650
TOTAL OTHER OPERATING EXPENSES		240,919	198,382	257,439	438,197	180,758
48151	MOTOR VEHICLES & EQUIP.			52,000		(52,000)
48181	BUILDINGS & GROUNDS	10,000	3,885	37,500	7,500	(30,000)
48220	FURNITURES & FIXTURES	11,552	12,524			-
48272	HARDWARE		1,877		2,200	2,200
48273	SOFTWARE		13,020			-
48281	BUILDINGS & GROUNDS		16,790			-
TOTAL CAPITAL OUTLAY		21,552	48,096	89,500	9,700	(79,800)
TOTAL CAPITAL OUTLAY		21,552	48,096	89,500	9,700	(79,800)
TOTAL GENERAL PROPERTIES		413,130	342,598	496,975	609,334	112,359

CITY OF HARRISONBURG, VA  
EXPENDITURE BUDGET

FUND - 1000 - GENERAL FUND  
 FUNCTION - 400 - PUBLIC WORKS  
 ACTIVITY - 4300 - MAINT. OF GENERAL BLDGS.  
 DEPARTMENT - 430641 - SHELTER FACILITY

ACCOUNT-----	TITLE -----	----- 2021-2022 -----		2022-2023	2023-2024	NET
		BUDGET	ACTUAL	BUDGET	PROPOSED	CHANGE
43100	PROFESSIONAL SERVICES				1,000	1,000
43320	SERVICE CONTRACTS				12,000	12,000
TOTAL PURCHASED SERVICES					13,000	13,000
44300	CENTRAL STORES				1,500	1,500
TOTAL INTERNAL SERVICES					1,500	1,500
45110	ELECTRICITY				12,000	12,000
45120	HEATING				5,000	5,000
45130	WATER & SEWER				5,000	5,000
45210	POSTAGE				100	100
45305	PROPERTY/LIABILITY INS.				15,000	15,000
TOTAL OTHER CHARGES					37,100	37,100
46070	REPAIR & MAINT. SUPPLIES				47,400	47,400
46140	OTHER OPERATING SUPPLIES				1,000	1,000
TOTAL MATERIALS & SUPPLIES					48,400	48,400
TOTAL OTHER OPERATING EXPENSES					100,000	100,000
TOTAL SHELTER FACILITY					100,000	100,000

CITY OF HARRISONBURG, VA  
EXPENDITURE BUDGET

FUND - 1000 - GENERAL FUND  
 FUNCTION - 500 - HEALTH & HUMAN SERVICES  
 ACTIVITY - 5100 - HEALTH  
 DEPARTMENT - 510111 - LOCAL HEALTH DEPT.

ACCOUNT-----	TITLE -----	----- 2021-2022 -----		2022-2023	2023-2024	NET
		BUDGET	ACTUAL	BUDGET	PROPOSED	CHANGE
45610	STATE HEALTH DEPARTMENT	366,060	366,060	344,180	313,410	(30,770)
TOTAL OTHER CHARGES		366,060	366,060	344,180	313,410	(30,770)
TOTAL OTHER OPERATING EXPENSES		366,060	366,060	344,180	313,410	(30,770)
TOTAL LOCAL HEALTH DEPT.		366,060	366,060	344,180	313,410	(30,770)

CITY OF HARRISONBURG, VA  
EXPENDITURE BUDGET

FUND - 1000 - GENERAL FUND  
 FUNCTION - 500 - HEALTH & HUMAN SERVICES  
 ACTIVITY - 5200 - MENTAL HEALTH & RETARD.  
 DEPARTMENT - 520511 - COMM. SERVICES BOARD

ACCOUNT-----	TITLE -----	----- 2021-2022 -----	----- 2022-2023 -----	----- 2023-2024 -----	NET	
		BUDGET	ACTUAL	BUDGET	PROPOSED	CHANGE
45620	CSB-OPERATING	870,773	870,773	1,020,773	1,185,773	165,000
TOTAL OTHER CHARGES		870,773	870,773	1,020,773	1,185,773	165,000
TOTAL OTHER OPERATING EXPENSES		870,773	870,773	1,020,773	1,185,773	165,000
TOTAL COMM. SERVICES BOARD		870,773	870,773	1,020,773	1,185,773	165,000

CITY OF HARRISONBURG, VA  
EXPENDITURE BUDGET

FUND - 1000 - GENERAL FUND  
 FUNCTION - 500 - HEALTH & HUMAN SERVICES  
 ACTIVITY - 5300 - WELFARE/SOCIAL SERVICES  
 DEPARTMENT - 530611 - TAX RELF ELDRLY/DSAB VETS

ACCOUNT-----	TITLE -----	----- 2021-2022 -----		2022-2023	2023-2024	NET
		BUDGET	ACTUAL	BUDGET	PROPOSED	CHANGE
45740	TAX RELIEF FOR THE ELDER.	105,000	99,313	105,000	200,000	95,000
45742	TAX RELIEF FOR DISAB VETS	35,000	40,618	42,000	60,000	18,000
TOTAL OTHER CHARGES		140,000	139,931	147,000	260,000	113,000
TOTAL OTHER OPERATING EXPENSES		140,000	139,931	147,000	260,000	113,000
TOTAL TAX RELF ELDRLY/DSAB VETS		140,000	139,931	147,000	260,000	113,000

CITY OF HARRISONBURG, VA  
EXPENDITURE BUDGET

FUND - 1000 - GENERAL FUND  
 FUNCTION - 700 - PARKS, REC. & CULTURAL  
 ACTIVITY - 7100 - PARKS & RECREATION  
 DEPARTMENT - 710171 - P & R ADMINISTRATION

ACCOUNT-----	TITLE -----	----- 2021-2022 -----	----- 2022-2023 -----	----- 2023-2024 -----	NET
		BUDGET	ACTUAL	PROPOSED	CHANGE
41010	SALARIES & WAGES-REG.	240,279	229,535	356,392	(1,107)
41020	SALARIES & WAGES-O/T		1,096		-
41030	PT SALARIES & WAGES-REG	2,272	183		-
41200	INCENTIVE PAYMENT	12,000	12,000		-
TOTAL PERSONAL SERVICES		254,551	242,814	356,392	(1,107)
TOTAL PERSONAL SERVICES		254,551	242,814	356,392	(1,107)
42010	FICA	27,660	17,409	27,264	(85)
42020	RETIREMENT - VRS	43,340	28,095	52,426	(162)
42050	HEALTH INSURANCE	33,754	19,634	30,412	6,914
42060	LIFE INSURANCE - VRS	4,520	2,930	4,776	(15)
42070	DISABILITY (VLDP)	1,066	431	1,149	(64)
42080	DENTAL INSURANCE	780	156	780	-
42110	WORKER'S COMP.	9,436	3,700	1,803	68
TOTAL FRINGE BENEFITS		120,556	72,355	118,610	6,656
43100	PROFESSIONAL SERVICES	108	18,689	8,878	-
43110	MEDICAL SERVICES	100	50	9,950	-
43165	CREDIT CARD SERVICE FEES	25,000	11,209	18,000	-
43320	SERVICE CONTRACTS	22,214	29,138	59,566	39,375
43360	MAINT & REP.-BLDGS & GNDS		213		-
43600	ADVERTISING	60,430	10,180	9,000	6,000
43700	CONTRACTED SERVICES	9,000	8,974	8,500	8,500
43860	ROCKINGHAM COUNTY	850	850	850	-
43890	STATE FEES AND PERMITS		45	80	-
TOTAL PURCHASED SERVICES		117,702	79,348	114,824	53,875
44200	C.G. - PARTS AND LABOR	5,200	2,358	24,900	(2,700)
44300	CENTRAL STORES	500	287	500	-
44310	C.G. - FUEL	5,500	405	4,800	(4,300)
TOTAL INTERNAL SERVICES		11,200	3,050	30,200	(7,000)
45110	ELECTRICITY	360	342	360	140
45210	POSTAGE	500	44	500	175
45230	TELECOMMUNICATIONS	1,080	405	1,080	8,150
45305	PROPERTY/LIABILITY INS.				15,480
45310	BOILER & MACHINERY INS.	80	73	80	(80)
45340	PROPERTY INSURANCE	8,500	7,787	8,870	(8,870)
45350	VEHICLE & EQUIPMENT INS.	1,770	1,718	1,940	(1,940)
45360	SURETY BONDS	60	69	70	(70)
45370	PUB.OFFICIAL LIABILITY IN	2,240	2,329	2,380	(2,380)
45380	GENERAL LIABILITY INS.	870	896	870	(870)

CITY OF HARRISONBURG, VA  
EXPENDITURE BUDGET

FUND - 1000 - GENERAL FUND

FUNCTION - 700 - PARKS, REC. &amp; CULTURAL

ACTIVITY - 7100 - PARKS &amp; RECREATION

DEPARTMENT - 710171 - P &amp; R ADMINISTRATION

ACCOUNT-----	TITLE -----	----- 2021-2022 -----		2022-2023	2023-2024	NET
		BUDGET	ACTUAL	BUDGET	PROPOSED	CHANGE
45394	RETIREE H'CARE BENEFIT	3,600	3,600	3,600	300	(3,300)
45410	LEASE/RENT OF EQUIPMENT	5,050	5,050	5,050	10,600	5,550
45530	TRAINING & TRAVEL	7,000	8,791	14,450	12,560	(1,890)
45540	EDUCATION		1,000			-
45755	SCHOLARSHIPS	10,000				-
45803	FESTIVALS	10,500	950			-
45810	DUES & MEMBERSHIPS	2,205	2,855	3,510	2,720	(790)
TOTAL OTHER CHARGES		53,815	35,909	42,760	52,065	9,305
46010	OFFICE SUPPLIES	7,000	27,340	11,000	13,900	2,900
46110	UNIFORMS	14,250	24,435	10,000		(10,000)
46120	BOOKS & SUBSCRIPTIONS	175		175	175	-
46130	RECREATIONAL SUPPLIES	1,500	136		400	400
46140	OTHER OPERATING SUPPLIES		153		2,000	2,000
46145	SAFETY MATERIALS	200	3,056			-
TOTAL MATERIALS & SUPPLIES		23,125	55,120	21,175	16,475	(4,700)
TOTAL OTHER OPERATING EXPENSES		326,398	245,781	327,569	385,705	58,136
48184	IMPROVEMENTS		4,725			-
48221	FURNITURE & FIXTURES		1,162		500	500
48272	HARDWARE		31,722	28,600	32,900	4,300
48273	SOFTWARE	1,000				-
TOTAL CAPITAL OUTLAY		1,000	37,609	28,600	33,400	4,800
TOTAL CAPITAL OUTLAY		1,000	37,609	28,600	33,400	4,800
TOTAL P & R ADMINISTRATION		581,949	526,204	712,561	774,390	61,829



CITY OF HARRISONBURG, VA  
EXPENDITURE BUDGET

FUND - 1000 - GENERAL FUND  
FUNCTION - 700 - PARKS, REC. & CULTURAL  
ACTIVITY - 7100 - PARKS & RECREATION  
DEPARTMENT - 710271 - PARKS

ACCOUNT-----	TITLE -----	----- 2021-2022 -----	----- 2022-2023 -----	----- 2023-2024 -----	NET	
		BUDGET	ACTUAL	BUDGET	PROPOSED	CHANGE
41010	SALARIES & WAGES-REG.	613,455	523,190	572,818	604,407	31,589
41020	SALARIES & WAGES-O/T		685	1,000	1,000	-
41030	PT SALARIES & WAGES-REG	120,949	51,521	126,996	69,643	(57,353)
41050	ANNUAL LEAVE - SEPARATION		19,484			-
41051	SICK LEAVE - SEPARATION	10,000	10,186			-
41053	ANNUAL LEAVE - PAYOUT		66			-
41060	PTO - SEPARATION		477			-
41200	INCENTIVE PAYMENT	37,500	37,500			-
TOTAL PERSONAL SERVICES		781,904	643,108	700,814	675,050	(25,764)
TOTAL PERSONAL SERVICES		781,904	643,108	700,814	675,050	(25,764)
42010	FICA	59,051	46,376	53,613	51,643	(1,970)
42020	RETIREMENT - VRS	78,829	63,927	84,262	88,909	4,647
42050	HEALTH INSURANCE	82,404	77,795	90,411	130,331	39,920
42060	LIFE INSURANCE - VRS	8,220	6,666	7,676	8,100	424
42070	DISABILITY (VLDP)	933	918	1,090	1,172	82
42080	DENTAL INSURANCE	1,716	1,430	1,872	2,028	156
42110	WORKER'S COMP.	15,000	11,819	10,382	10,482	100
TOTAL FRINGE BENEFITS		246,153	208,932	249,306	292,665	43,359
43100	PROFESSIONAL SERVICES	400	390			-
43110	MEDICAL SERVICES	2,480	1,329			-
43320	SERVICE CONTRACTS	21,240	18,558	25,269		(25,269)
43330	MAINT & REP.-MACH & EQUIP	15,100	15,991	26,500	26,500	-
43360	MAINT & REP.-BLDGS & GNDS	87,975	72,642	56,200	45,250	(10,950)
43600	ADVERTISING		1,990	500		(500)
TOTAL PURCHASED SERVICES		127,195	110,900	108,469	71,750	(36,719)
44200	C.G. - PARTS AND LABOR	103,600	121,906	92,000	119,900	27,900
44300	CENTRAL STORES	5,500	3,616	5,500	4,000	(1,500)
44310	C.G. - FUEL	39,500	54,759	56,100	56,100	-
TOTAL INTERNAL SERVICES		148,600	180,281	153,600	180,000	26,400
45110	ELECTRICITY	20,000	19,086	20,000	25,000	5,000
45120	HEATING	9,500	10,358	16,000	23,000	7,000
45130	WATER & SEWER	14,000	18,315	14,000	17,000	3,000
45136	LANDFILL/STEAM PLANT	7,000	3,556	5,000	5,000	-
45230	TELECOMMUNICATIONS	1,000	591			-
45305	PROPERTY/LIABILITY INS.				19,130	19,130
45350	VEHICLE & EQUIPMENT INS.	11,960	11,611	13,320		(13,320)
45370	PUB.OFFICIAL LIABILITY IN	3,340	3,473	3,550		(3,550)
45380	GENERAL LIABILITY INS.	1,290	1,329	1,290		(1,290)

CITY OF HARRISONBURG, VA  
EXPENDITURE BUDGET

FUND - 1000 - GENERAL FUND

FUNCTION - 700 - PARKS, REC. &amp; CULTURAL

ACTIVITY - 7100 - PARKS &amp; RECREATION

DEPARTMENT - 710271 - PARKS

ACCOUNT-----	TITLE -----	----- 2021-2022 -----		2022-2023	2023-2024	NET
		BUDGET	ACTUAL	BUDGET	PROPOSED	CHANGE
45410	LEASE/RENT OF EQUIPMENT	18,000	15,887	13,000	13,100	100
45530	TRAINING & TRAVEL	4,200	2,864			-
45810	DUES & MEMBERSHIPS				140	140
TOTAL OTHER CHARGES		90,290	87,071	86,160	102,370	16,210
46050	JANITORIAL SUPPLIES	20,000	18,412	12,140	20,700	8,560
46075	MAINT&REP-ROADS/TRAILS/BR	12,000	11,835	6,000	4,000	(2,000)
46090	POWERED EQUIPMENT SUPPLY	18,000	6,041			-
46110	UNIFORMS	1,330	1,058	1,240	1,425	185
46145	SAFETY MATERIALS	2,000	2,745	6,900	2,000	(4,900)
46181	HORTICULTURE	23,200	64,633	27,700	45,250	17,550
46183	SEED, SOD, STRAW, ETC.	2,500	252	2,000	2,000	-
TOTAL MATERIALS & SUPPLIES		79,030	104,976	55,980	75,375	19,395
TOTAL OTHER OPERATING EXPENSES		691,268	692,159	653,515	722,160	68,645
48111	MACHINERY & EQUIPMENT	25,000	735			-
48151	MOTOR VEHICLES & EQUIP.	127,603	127,603			-
48172	HARDWARE	1,336	2,581			-
48181	BUILDINGS & GROUNDS	30,500	2,460	7,000	7,000	-
48184	IMPROVEMENTS	155,095	47,854	185,000		(185,000)
48273	SOFTWARE	2,070				-
48277	PLAYGROUND EQUIPMENT	12,000	35,684	12,000	21,400	9,400
48284	IMPROVEMENTS	154,685	154,685			-
TOTAL CAPITAL OUTLAY		508,289	371,602	204,000	28,400	(175,600)
TOTAL CAPITAL OUTLAY		508,289	371,602	204,000	28,400	(175,600)
TOTAL PARKS		1,981,460	1,706,869	1,558,329	1,425,610	(132,719)

CITY OF HARRISONBURG, VA  
EXPENDITURE BUDGET

FUND - 1000 - GENERAL FUND  
FUNCTION - 700 - PARKS, REC. & CULTURAL  
ACTIVITY - 7100 - PARKS & RECREATION  
DEPARTMENT - 710371 - FIELD MAINTENANCE

ACCOUNT-----	TITLE -----	----- 2021-2022 -----	----- 2022-2023 -----	----- 2023-2024 -----	NET	
		BUDGET	ACTUAL	BUDGET	PROPOSED	CHANGE
41010	SALARIES & WAGES-REG.	189,225	113,278	138,683	183,061	44,378
41030	PT SALARIES & WAGES-REG	59,520	20,886	46,272	30,556	(15,716)
41040	PT SALARIES & WAGES-O/T		9			-
41200	INCENTIVE PAYMENT	10,350	10,350			-
TOTAL	PERSONAL SERVICES	259,095	144,523	184,955	213,617	28,662
TOTAL	PERSONAL SERVICES	259,095	144,523	184,955	213,617	28,662
42010	FICA	19,822	10,116	14,150	16,342	2,192
42020	RETIREMENT - VRS	24,316	14,145	20,401	26,929	6,528
42050	HEALTH INSURANCE	43,584	27,905	30,412	35,975	5,563
42060	LIFE INSURANCE - VRS	2,536	1,475	1,858	2,453	595
42070	DISABILITY (VLDP)	485	59	188	746	558
42080	DENTAL INSURANCE	624	213	468	624	156
42090	UNEMPLOYMENT		112			-
42110	WORKER'S COMP.	4,096	1,592	1,568	1,931	363
TOTAL	FRINGE BENEFITS	95,463	55,393	69,045	85,000	15,955
43100	PROFESSIONAL SERVICES	250	90			-
43110	MEDICAL SERVICES	1,365	365			-
43320	SERVICE CONTRACTS		122			-
43330	MAINT & REP.-MACH & EQUIP	15,000	4,935	12,000	9,000	(3,000)
43360	MAINT & REP.-BLDGS & GNDS	28,000	12,490	28,000	24,500	(3,500)
43600	ADVERTISING		222			-
TOTAL	PURCHASED SERVICES	44,615	18,223	40,000	33,500	(6,500)
44300	CENTRAL STORES	1,500	151	2,500	2,000	(500)
TOTAL	INTERNAL SERVICES	1,500	151	2,500	2,000	(500)
45136	LANDFILL/STEAM PLANT	200		200	200	-
45230	TELECOMMUNICATIONS	900		900		(900)
45305	PROPERTY/LIABILITY INS.				1,390	1,390
45370	PUB.OFFICIAL LIABILITY IN	820	853	870		(870)
45380	GENERAL LIABILITY INS.	320	330	320		(320)
45410	LEASE/RENT OF EQUIPMENT	2,500		2,500	3,000	500
45530	TRAINING & TRAVEL	2,500				-
45810	DUES & MEMBERSHIPS	1,000		1,000	1,000	-
TOTAL	OTHER CHARGES	8,240	1,183	5,790	5,590	(200)
46010	OFFICE SUPPLIES	500		1,000		(1,000)
46076	MAINT&REP-IRRIGATION SYS.	5,500	15,774	5,500	7,000	1,500
46080	POWERED EQUIPMENT FUELS		386			-

CITY OF HARRISONBURG, VA  
EXPENDITURE BUDGET

FUND - 1000 - GENERAL FUND

FUNCTION - 700 - PARKS, REC. &amp; CULTURAL

ACTIVITY - 7100 - PARKS &amp; RECREATION

DEPARTMENT - 710371 - FIELD MAINTENANCE

ACCOUNT-----	TITLE -----	----- 2021-2022 -----	----- 2022-2023 -----	----- 2023-2024 -----	NET	
		BUDGET	ACTUAL	BUDGET	PROPOSED	CHANGE
46090	POWERED EQUIPMENT SUPPLY	2,500		2,500	2,000	(500)
46110	UNIFORMS	600	254	600	600	-
46145	SAFETY MATERIALS	800	513	1,000	1,000	-
46180	CHEMICALS	10,000	17,032	15,000	11,500	(3,500)
46181	HORTICULTURE	6,650	16,550			-
46182	SANDS AND SOILS MIXES	10,000	1,697	18,000	11,500	(6,500)
46183	SEED, SOD, STRAW, ETC.	27,000	6,812	25,000	16,000	(9,000)
46184	NUTRIENT MANAGEMENT	14,000	15,956	15,000	7,500	(7,500)
TOTAL MATERIALS & SUPPLIES		77,550	74,975	83,600	57,100	(26,500)
TOTAL OTHER OPERATING EXPENSES		227,368	149,926	200,935	183,190	(17,745)
48111	MACHINERY & EQUIPMENT		7,000			-
48181	BUILDINGS & GROUNDS		1,003			-
48184	IMPROVEMENTS		53,689			-
48211	MACHINERY & EQUIPMENT		34,480			-
48272	HARDWARE	668	668			-
TOTAL CAPITAL OUTLAY		668	96,840			-
TOTAL CAPITAL OUTLAY		668	96,840			-
TOTAL FIELD MAINTENANCE		487,131	391,289	385,890	396,807	10,917

CITY OF HARRISONBURG, VA  
EXPENDITURE BUDGET

FUND - 1000 - GENERAL FUND

FUNCTION - 700 - PARKS, REC. &amp; CULTURAL

ACTIVITY - 7100 - PARKS &amp; RECREATION

DEPARTMENT - 710471 - COMMUNITY ACTIVITY CENTER

ACCOUNT-----	TITLE -----	----- 2021-2022 -----	----- 2022-2023 -----	----- 2023-2024 -----	NET	
		BUDGET	ACTUAL	BUDGET	PROPOSED	CHANGE
41010	SALARIES & WAGES-REG.	418,627	385,501	226,653	191,516	(35,137)
41020	SALARIES & WAGES-O/T		5			-
41030	PT SALARIES & WAGES-REG	268,923	207,452	100,703	98,292	(2,411)
41050	ANNUAL LEAVE - SEPARATION	3,684	3,794			-
41051	SICK LEAVE - SEPARATION	1,274	1,209			-
41053	ANNUAL LEAVE - PAYOUT		3,253			-
41060	PTO - SEPARATION		5,367			-
41200	INCENTIVE PAYMENT	54,000	54,000			-
TOTAL PERSONAL SERVICES		746,508	660,581	327,356	289,808	(37,548)
TOTAL PERSONAL SERVICES		746,508	660,581	327,356	289,808	(37,548)
42010	FICA	59,020	48,881	25,043	22,171	(2,872)
42020	RETIREMENT - VRS	57,006	47,402	33,342	28,172	(5,170)
42050	HEALTH INSURANCE	56,582	40,133	46,845	20,616	(26,229)
42060	LIFE INSURANCE - VRS	5,944	4,943	3,037	2,567	(470)
42070	DISABILITY (VLDP)	1,187	901	559	375	(184)
42080	DENTAL INSURANCE	1,404	1,001	780	702	(78)
42090	UNEMPLOYMENT		191			-
42110	WORKER'S COMP.	13,291	8,530	9,981	3,877	(6,104)
TOTAL FRINGE BENEFITS		194,434	151,982	119,587	78,480	(41,107)
43100	PROFESSIONAL SERVICES	1,000	1,292			-
43110	MEDICAL SERVICES	2,000	1,066			-
43320	SERVICE CONTRACTS	10,809	11,348	5,720		(5,720)
43330	MAINT & REP.-MACH & EQUIP	6,500	1,260	2,000	3,000	1,000
43360	MAINT & REP.-BLDGS & GNDS	16,400	43,290	11,000	19,600	8,600
43600	ADVERTISING		692			-
43700	CONTRACTED SERVICES	4,000	6,642			-
43890	STATE FEES AND PERMITS	100				-
TOTAL PURCHASED SERVICES		40,809	65,590	18,720	22,600	3,880
44300	CENTRAL STORES			500	500	-
TOTAL INTERNAL SERVICES				500	500	-
45110	ELECTRICITY	32,000	24,997	30,000	33,000	3,000
45120	HEATING	6,000	11,025	7,000	12,000	5,000
45130	WATER & SEWER	5,250	2,835	4,750	4,750	-
45230	TELECOMMUNICATIONS	2,000	1,110	1,400		(1,400)
45305	PROPERTY/LIABILITY INS.				3,630	3,630
45340	PROPERTY INSURANCE	930	852	970		(970)
45350	VEHICLE & EQUIPMENT INS.	120	117	130		(130)
45370	PUB.OFFICIAL LIABILITY IN	1,440	1,497	1,530		(1,530)

CITY OF HARRISONBURG, VA  
EXPENDITURE BUDGET

FUND - 1000 - GENERAL FUND

FUNCTION - 700 - PARKS, REC. &amp; CULTURAL

ACTIVITY - 7100 - PARKS &amp; RECREATION

DEPARTMENT - 710471 - COMMUNITY ACTIVITY CENTER

ACCOUNT-----	TITLE -----	----- 2021-2022 -----	----- 2022-2023 -----	----- 2023-2024 -----	NET	
		BUDGET	ACTUAL	BUDGET	PROPOSED	CHANGE
45380	GENERAL LIABILITY INS.	560	577	560		(560)
45394	RETIREE H' CARE BENEFIT	4,080	4,080	4,080	4,080	-
45530	TRAINING & TRAVEL	4,950	2,986			-
45540	EDUCATION		297			-
45803	FESTIVALS	14,250	2,401	1,000	1,000	-
45810	DUES & MEMBERSHIPS	500	635	550		(550)
TOTAL OTHER CHARGES		72,080	53,409	51,970	58,460	6,490
46010	OFFICE SUPPLIES		640			-
46050	JANITORIAL SUPPLIES		5,317	10,750	16,500	5,750
46110	UNIFORMS		143			-
46120	BOOKS & SUBSCRIPTIONS		119			-
46130	RECREATIONAL SUPPLIES	9,800	13,968	3,500	9,200	5,700
46131	ED/REC SUPP-PLAYGROUNDS	12,800	4,560			-
46140	OTHER OPERATING SUPPLIES				1,500	1,500
46145	SAFETY MATERIALS	300	910	150	150	-
TOTAL MATERIALS & SUPPLIES		22,900	25,658	14,400	27,350	12,950
TOTAL OTHER OPERATING EXPENSES		330,223	296,639	205,177	187,390	(17,787)
48111	MACHINERY & EQUIPMENT		7,488			-
48122	FURNITURE			300		(300)
48184	IMPROVEMENTS	34,715	47,290	10,000		(10,000)
48221	FURNITURE & FIXTURES		8,685			-
48272	HARDWARE	1,336	5,265		1,000	1,000
48273	SOFTWARE	4,580				-
TOTAL CAPITAL OUTLAY		40,631	68,727	10,300	1,000	(9,300)
TOTAL CAPITAL OUTLAY		40,631	68,727	10,300	1,000	(9,300)
TOTAL COMMUNITY ACTIVITY CENTER		1,117,362	1,025,948	542,833	478,198	(64,635)

CITY OF HARRISONBURG, VA  
EXPENDITURE BUDGET

FUND - 1000 - GENERAL FUND  
 FUNCTION - 700 - PARKS, REC. & CULTURAL  
 ACTIVITY - 7100 - PARKS & RECREATION  
 DEPARTMENT - 710571 - SPECIAL EVENTS/PROGRAMS

ACCOUNT-----	TITLE -----	----- 2021-2022 -----		2022-2023	2023-2024	NET
		BUDGET	ACTUAL	BUDGET	PROPOSED	CHANGE
41010	SALARIES & WAGES-REG.			265,960	265,088	(872)
41030	PT SALARIES & WAGES-REG			157,235	158,859	1,624
TOTAL PERSONAL SERVICES				423,195	423,947	752
TOTAL PERSONAL SERVICES				423,195	423,947	752
42010	FICA			32,374	32,432	58
42020	RETIREMENT - VRS			39,123	38,995	(128)
42050	HEALTH INSURANCE			27,302	26,557	(745)
42060	LIFE INSURANCE - VRS			3,564	3,553	(11)
42070	DISABILITY (VLDP)			745	736	(9)
42080	DENTAL INSURANCE			780	780	-
42110	WORKER'S COMP.				7,651	7,651
TOTAL FRINGE BENEFITS				103,888	110,704	6,816
43700	CONTRACTED SERVICES			4,000	15,000	11,000
43890	STATE FEES AND PERMITS			100	100	-
TOTAL PURCHASED SERVICES				4,100	15,100	11,000
45131	WATER			17,500		(17,500)
45803	FESTIVALS			4,350	4,350	-
45810	DUES & MEMBERSHIPS			100	600	500
TOTAL OTHER CHARGES				21,950	4,950	(17,000)
46130	RECREATIONAL SUPPLIES			9,550	13,850	4,300
46131	ED/REC SUPP-PLAYGROUNDS				18,400	18,400
TOTAL MATERIALS & SUPPLIES				9,550	32,250	22,700
TOTAL OTHER OPERATING EXPENSES				139,488	163,004	23,516
TOTAL SPECIAL EVENTS/PROGRAMS				562,683	586,951	24,268

CITY OF HARRISONBURG, VA  
EXPENDITURE BUDGET

FUND - 1000 - GENERAL FUND  
FUNCTION - 700 - PARKS, REC. & CULTURAL  
ACTIVITY - 7100 - PARKS & RECREATION  
DEPARTMENT - 710671 - SIMMS RECREATION CENTER

ACCOUNT-----	TITLE -----	----- 2021-2022 -----	----- 2022-2023 -----	----- 2023-2024 -----	NET	
		BUDGET	ACTUAL	BUDGET	PROPOSED	CHANGE
41010	SALARIES & WAGES-REG.	97,844	103,041	167,655	196,612	28,957
41030	PT SALARIES & WAGES-REG	40,221	36,854	35,976	69,353	33,377
41200	INCENTIVE PAYMENT	10,500	10,500			-
TOTAL PERSONAL SERVICES		148,565	150,395	203,631	265,965	62,334
TOTAL PERSONAL SERVICES		148,565	150,395	203,631	265,965	62,334
42010	FICA	14,425	10,847	15,579	20,346	4,767
42020	RETIREMENT - VRS	12,573	12,730	24,663	28,922	4,259
42050	HEALTH INSURANCE	15,290	15,354	35,820	32,306	(3,514)
42060	LIFE INSURANCE - VRS	1,311	1,328	2,246	2,635	389
42070	DISABILITY (VLDP)			365	538	173
42080	DENTAL INSURANCE	312	312	624	702	78
42110	WORKER'S COMP.	3,352	1,972	2,862	2,079	(783)
TOTAL FRINGE BENEFITS		47,263	42,542	82,159	87,528	5,369
43100	PROFESSIONAL SERVICES	100	491			-
43110	MEDICAL SERVICES	400	170			-
43320	SERVICE CONTRACTS	17,363	19,288	9,982		(9,982)
43330	MAINT & REP.-MACH & EQUIP	1,000	4,843	1,000	1,000	-
43340	MAINT & REP.-FURN & FIX			10,000		(10,000)
43360	MAINT & REP.-BLDGS & GNDS	26,150	22,071	26,000	20,000	(6,000)
43700	CONTRACTED SERVICES	1,500				-
TOTAL PURCHASED SERVICES		46,513	46,863	46,982	21,000	(25,982)
44300	CENTRAL STORES			1,000	500	(500)
TOTAL INTERNAL SERVICES				1,000	500	(500)
45110	ELECTRICITY	78,500	57,775	82,000	82,000	-
45120	HEATING	27,500	26,858	28,000	40,000	12,000
45130	WATER & SEWER	6,500	5,664	6,500	6,500	-
45230	TELECOMMUNICATIONS	1,500	1,656	1,709		(1,709)
45305	PROPERTY/LIABILITY INS.				9,520	9,520
45310	BOILER & MACHINERY INS.	2,920	2,670	3,030		(3,030)
45340	PROPERTY INSURANCE	4,710	4,315	4,920		(4,920)
45370	PUB.OFFICIAL LIABILITY IN	770	801	820		(820)
45380	GENERAL LIABILITY INS.	300	309	300		(300)
45530	TRAINING & TRAVEL	500	505			-
45803	FESTIVALS	8,500		8,500	2,500	(6,000)
45810	DUES & MEMBERSHIPS	250	283	275	300	25
TOTAL OTHER CHARGES		131,950	100,835	136,054	140,820	4,766



CITY OF HARRISONBURG, VA  
EXPENDITURE BUDGET

FUND - 1000 - GENERAL FUND  
 FUNCTION - 700 - PARKS, REC. & CULTURAL  
 ACTIVITY - 7100 - PARKS & RECREATION  
 DEPARTMENT - 710671 - SIMMS RECREATION CENTER

ACCOUNT-----	TITLE -----	----- 2021-2022 -----		2022-2023	2023-2024	NET
		BUDGET	ACTUAL	BUDGET	PROPOSED	CHANGE
46050	JANITORIAL SUPPLIES		1,116	9,000	10,750	1,750
46130	RECREATIONAL SUPPLIES	3,000	9,015	11,000	2,500	(8,500)
46145	SAFETY MATERIALS	150		150	150	-
TOTAL MATERIALS & SUPPLIES		3,150	10,131	20,150	13,400	(6,750)
TOTAL OTHER OPERATING EXPENSES		228,876	200,371	286,345	263,248	(23,097)
48122	FURNITURE			3,500		(3,500)
48172	HARDWARE	1,097	1,097	1,000		(1,000)
48184	IMPROVEMENTS	22,049	35,608	3,000		(3,000)
48272	HARDWARE		2,562			-
48273	SOFTWARE	200				-
TOTAL CAPITAL OUTLAY		23,346	39,268	7,500		(7,500)
TOTAL CAPITAL OUTLAY		23,346	39,268	7,500		(7,500)
TOTAL SIMMS RECREATION CENTER		400,788	390,034	497,476	529,213	31,737

CITY OF HARRISONBURG, VA  
EXPENDITURE BUDGET

FUND - 1000 - GENERAL FUND

FUNCTION - 700 - PARKS, REC. &amp; CULTURAL

ACTIVITY - 7100 - PARKS &amp; RECREATION

DEPARTMENT - 710771 - WESTOVER POOL

ACCOUNT-----	TITLE -----	----- 2021-2022 -----	----- 2022-2023 -----	----- 2023-2024 -----	NET
		BUDGET	ACTUAL	PROPOSED	CHANGE
41010	SALARIES & WAGES-REG.	133,023	139,245	152,472	94,092
41020	SALARIES & WAGES-O/T		2		-
41030	PT SALARIES & WAGES-REG	163,838	129,106	165,877	(28,078)
41040	PT SALARIES & WAGES-O/T		270		-
41054	PTO - PAYOUT		1,099		-
41200	INCENTIVE PAYMENT	30,000	30,000		-
TOTAL PERSONAL SERVICES		326,861	299,722	318,349	66,014
TOTAL PERSONAL SERVICES		326,861	299,722	318,349	66,014
42010	FICA	21,945	22,320	24,354	5,049
42020	RETIREMENT - VRS	11,953	17,315	22,429	13,841
42050	HEALTH INSURANCE	15,290	19,764	21,084	28,141
42060	LIFE INSURANCE - VRS	1,246	1,806	2,043	1,261
42070	DISABILITY (VLDP)	479	714	832	475
42080	DENTAL INSURANCE	312	455	468	312
42090	UNEMPLOYMENT		3		-
42110	WORKER'S COMP.	7,357	2,968	4,810	2,582
TOTAL FRINGE BENEFITS		58,582	65,344	76,020	51,661
43100	PROFESSIONAL SERVICES	750	1,003		-
43110	MEDICAL SERVICES	1,750	607		-
43320	SERVICE CONTRACTS	550	724	400	(400)
43330	MAINT & REP.-MACH & EQUIP	7,500	4,531	9,995	(3,995)
43336	MAINT & REP.-RADIO EQUIP		107		-
43360	MAINT & REP.-BLDGS & GNDS	16,500	11,058	7,500	(1,500)
43600	ADVERTISING		310		-
TOTAL PURCHASED SERVICES		27,050	18,340	17,895	(5,895)
45110	ELECTRICITY	41,500	28,289	36,000	(2,000)
45120	HEATING	46,000	50,782	33,000	6,000
45130	WATER & SEWER	25,000	25,446	21,000	(3,500)
45230	TELECOMMUNICATIONS	480			-
45305	PROPERTY/LIABILITY INS.			10,200	10,200
45340	PROPERTY INSURANCE	7,350	6,734	7,670	(7,670)
45370	PUB.OFFICIAL LIABILITY IN	1,160	1,206	1,230	(1,230)
45380	GENERAL LIABILITY INS.	450	463	450	(450)
45410	LEASE/RENT OF EQUIPMENT	2,150	3,110	1,650	1,550
45530	TRAINING & TRAVEL	2,830	4,999		-
45803	FESTIVALS	400			-
45810	DUES & MEMBERSHIPS	210	150	300	120
TOTAL OTHER CHARGES		127,530	121,178	101,300	3,020

CITY OF HARRISONBURG, VA  
EXPENDITURE BUDGET

FUND - 1000 - GENERAL FUND

FUNCTION - 700 - PARKS, REC. &amp; CULTURAL

ACTIVITY - 7100 - PARKS &amp; RECREATION

DEPARTMENT - 710771 - WESTOVER POOL

ACCOUNT-----	TITLE -----	----- 2021-2022 -----		2022-2023	2023-2024	NET
		BUDGET	ACTUAL	BUDGET	PROPOSED	CHANGE
46010	OFFICE SUPPLIES		131			-
46110	UNIFORMS	1,480	1,362	270	475	205
46130	RECREATIONAL SUPPLIES	1,250	4,996		2,650	2,650
46145	SAFETY MATERIALS	1,650	1,058	1,282	1,000	(282)
46180	CHEMICALS	58,305	38,309	35,500	51,000	15,500
TOTAL MATERIALS & SUPPLIES		62,685	45,856	37,052	55,125	18,073
TOTAL OTHER OPERATING EXPENSES		275,847	250,718	232,267	299,126	66,859
48184	IMPROVEMENTS	22,555	40,420			-
48272	HARDWARE		160			-
TOTAL CAPITAL OUTLAY		22,555	40,580			-
TOTAL CAPITAL OUTLAY		22,555	40,580			-
TOTAL WESTOVER POOL		625,263	591,020	550,616	683,489	132,873

CITY OF HARRISONBURG, VA  
EXPENDITURE BUDGET

FUND - 1000 - GENERAL FUND

FUNCTION - 700 - PARKS, REC. &amp; CULTURAL

ACTIVITY - 7100 - PARKS &amp; RECREATION

DEPARTMENT - 710871 - ATHLETICS

ACCOUNT-----	TITLE -----	----- 2021-2022 -----	----- 2022-2023 -----	----- 2023-2024 -----	NET
		BUDGET	ACTUAL	PROPOSED	CHANGE
41010	SALARIES & WAGES-REG.	195,323	176,778	200,972	27,588
41020	SALARIES & WAGES-O/T		5		-
41030	PT SALARIES & WAGES-REG	35,400	13,844	24,161	(14,963)
41060	PTO - SEPARATION		1,623		-
41200	INCENTIVE PAYMENT	12,000	12,000		-
TOTAL PERSONAL SERVICES		242,723	204,251	225,133	12,625
TOTAL PERSONAL SERVICES		242,723	204,251	225,133	12,625
42010	FICA	18,568	15,297	17,223	966
42020	RETIREMENT - VRS	25,099	21,939	29,563	4,059
42050	HEALTH INSURANCE	14,370	11,216	19,942	9,494
42060	LIFE INSURANCE - VRS	2,617	2,288	2,692	372
42070	DISABILITY (VLDP)	660	545	700	127
42080	DENTAL INSURANCE	624	208	624	78
42110	WORKER'S COMP.	4,410	3,654	3,472	(447)
TOTAL FRINGE BENEFITS		66,348	55,147	74,216	14,649
43100	PROFESSIONAL SERVICES	3,777	5,700		-
43110	MEDICAL SERVICES	1,250	260		-
43320	SERVICE CONTRACTS	850	2,158	360	(360)
43360	MAINT & REP.-BLDGS & GNDS	1,000	45		-
43600	ADVERTISING		2,696		-
43700	CONTRACTED SERVICES	24,600	9,895	27,300	(3,500)
TOTAL PURCHASED SERVICES		31,477	20,754	27,660	(3,860)
44300	CENTRAL STORES		84		-
TOTAL INTERNAL SERVICES			84		-
45110	ELECTRICITY	15,000	14,344	14,500	2,600
45130	WATER & SEWER	11,500	4,469	6,500	1,300
45230	TELECOMMUNICATIONS	2,750	2,213	2,500	(2,500)
45305	PROPERTY/LIABILITY INS.				1,810
45340	PROPERTY INSURANCE	260	238	270	(270)
45350	VEHICLE & EQUIPMENT INS.	320	311	350	(350)
45370	PUB.OFFICIAL LIABILITY IN	690	718	730	(730)
45380	GENERAL LIABILITY INS.	270	278	270	(270)
45390	OTHER INSURANCE	1,500	686		-
45530	TRAINING & TRAVEL	3,445	982		-
45803	FESTIVALS	2,600	1,290	500	-
TOTAL OTHER CHARGES		38,335	25,529	25,620	1,590

CITY OF HARRISONBURG, VA  
EXPENDITURE BUDGET

FUND - 1000 - GENERAL FUND

FUNCTION - 700 - PARKS, REC. &amp; CULTURAL

ACTIVITY - 7100 - PARKS &amp; RECREATION

DEPARTMENT - 710871 - ATHLETICS

ACCOUNT-----	TITLE -----	----- 2021-2022 -----	----- 2022-2023 -----	----- 2023-2024 -----	NET	
		BUDGET	ACTUAL	BUDGET	PROPOSED	CHANGE
46010	OFFICE SUPPLIES		323	400		(400)
46132	ED/REC SUPP-ATHLETICS	48,610	60,854	80,200	69,000	(11,200)
46145	SAFETY MATERIALS	500	85	650	650	-
TOTAL MATERIALS & SUPPLIES		49,110	61,262	81,250	69,650	(11,600)
TOTAL OTHER OPERATING EXPENSES		185,270	162,776	208,746	209,525	779
48111	MACHINERY & EQUIPMENT	7,469	7,469			-
48181	BUILDINGS & GROUNDS		15,377	3,800	2,000	(1,800)
48184	IMPROVEMENTS		5,316			-
48221	FURNITURE & FIXTURES	16,988	16,988	4,500		(4,500)
48272	HARDWARE	1,336	1,336			-
TOTAL CAPITAL OUTLAY		25,793	46,486	8,300	2,000	(6,300)
TOTAL CAPITAL OUTLAY		25,793	46,486	8,300	2,000	(6,300)
TOTAL ATHLETICS		453,786	413,513	442,179	449,283	7,104

CITY OF HARRISONBURG, VA  
EXPENDITURE BUDGET

FUND - 1000 - GENERAL FUND

FUNCTION - 700 - PARKS, REC. &amp; CULTURAL

ACTIVITY - 7100 - PARKS &amp; RECREATION

DEPARTMENT - 730271 - GOLF COURSE GDS MGT

ACCOUNT-----	TITLE -----	BUDGET	ACTUAL	BUDGET	PROPOSED	NET CHANGE
		----- 2021-2022 -----	----- 2021-2022 -----	2022-2023	2023-2024	
41010	SALARIES & WAGES-REG.	171,405	160,997	248,954	253,261	4,307
41020	SALARIES & WAGES-O/T		474			-
41030	PT SALARIES & WAGES-REG	47,035	15,543	71,889	19,710	(52,179)
41060	PTO - SEPARATION		379			-
41200	INCENTIVE PAYMENT	10,650	10,650			-
TOTAL PERSONAL SERVICES		229,090	188,043	320,843	272,971	(47,872)
TOTAL PERSONAL SERVICES		229,090	188,043	320,843	272,971	(47,872)
42010	FICA	19,286	13,701	24,545	20,882	(3,663)
42020	RETIREMENT - VRS	22,025	20,396	36,622	37,255	633
42050	HEALTH INSURANCE	19,160	18,632	35,469	38,975	3,506
42060	LIFE INSURANCE - VRS	2,297	2,127	3,335	3,394	59
42070	DISABILITY (VLDP)	687	636	787	765	(22)
42080	DENTAL INSURANCE	624	580	780	780	-
42110	WORKER'S COMP.	5,144	2,150	1,980	1,525	(455)
TOTAL FRINGE BENEFITS		69,223	58,222	103,518	103,576	58
43100	PROFESSIONAL SERVICES	150	218			-
43110	MEDICAL SERVICES	705	223			-
43320	SERVICE CONTRACTS	3,544	2,923	3,294	38,750	35,456
43330	MAINT & REP.-MACH & EQUIP	24,000	20,530	20,000	23,000	3,000
43360	MAINT & REP.-BLDGS & GNDS		6,770		1,500	1,500
43890	STATE FEES AND PERMITS		500			-
TOTAL PURCHASED SERVICES		28,399	31,163	23,294	63,250	39,956
44200	C.G. - PARTS AND LABOR	13,600	3,976	12,500	9,100	(3,400)
44300	CENTRAL STORES	1,000	856	1,000	500	(500)
44310	C.G. - FUEL	800	608	1,100	1,100	-
TOTAL INTERNAL SERVICES		15,400	5,439	14,600	10,700	(3,900)
45110	ELECTRICITY	13,000	11,417	13,000	13,000	-
45120	HEATING	3,000	3,069	3,000	3,000	-
45130	WATER & SEWER	2,500	663	2,500	2,000	(500)
45136	LANDFILL/STEAM PLANT		83			-
45210	POSTAGE	200	20	200		(200)
45230	TELECOMMUNICATIONS	700	234	500		(500)
45305	PROPERTY/LIABILITY INS.				7,010	7,010
45340	PROPERTY INSURANCE	1,070	980	1,120		(1,120)
45350	VEHICLE & EQUIPMENT INS.	2,610	2,534	2,830		(2,830)
45370	PUB.OFFICIAL LIABILITY IN	1,670	1,737	1,780		(1,780)
45380	GENERAL LIABILITY INS.	640	659	640		(640)
45410	LEASE/RENT OF EQUIPMENT	2,000	850		2,000	2,000

CITY OF HARRISONBURG, VA  
EXPENDITURE BUDGET

FUND - 1000 - GENERAL FUND

FUNCTION - 700 - PARKS, REC. &amp; CULTURAL

ACTIVITY - 7100 - PARKS &amp; RECREATION

DEPARTMENT - 730271 - GOLF COURSE GDS MGT

ACCOUNT-----	TITLE -----	----- 2021-2022 -----	----- 2022-2023 -----	----- 2023-2024 -----	NET	
		BUDGET	ACTUAL	BUDGET	PROPOSED	CHANGE
45530	TRAINING & TRAVEL	1,000	85			-
45540	EDUCATION	2,000				-
45810	DUES & MEMBERSHIPS	1,000	1,789	1,000	1,375	375
TOTAL OTHER CHARGES		31,390	22,421	26,570	28,385	1,815
46050	JANITORIAL SUPPLIES	500	99	500	200	(300)
46075	MAINT&REP-ROADS/TRAILS/BR	2,000			700	700
46076	MAINT&REP-IRRIGATION SYS.	4,500	5,484	7,000	8,500	1,500
46080	POWERED EQUIPMENT FUELS	12,000	14,573	14,500	16,000	1,500
46110	UNIFORMS	600	459	600	600	-
46145	SAFETY MATERIALS	2,000	1,296	1,000	1,200	200
46180	CHEMICALS	47,000	47,186	40,000	34,500	(5,500)
46181	HORTICULTURE	1,000				-
46182	SANDS AND SOILS MIXES	10,000	8,478	8,000	7,500	(500)
46183	SEED, SOD, STRAW, ETC.	5,500	8,409	1,000	6,000	5,000
46184	NUTRIENT MANAGEMENT	30,000	27,531	22,000	20,000	(2,000)
TOTAL MATERIALS & SUPPLIES		115,100	113,515	94,600	95,200	600
TOTAL OTHER OPERATING EXPENSES		259,512	230,760	262,582	301,111	38,529
48272	HARDWARE	668	668			-
48273	SOFTWARE	750		750	750	-
TOTAL CAPITAL OUTLAY		1,418	668	750	750	-
TOTAL CAPITAL OUTLAY		1,418	668	750	750	-
TOTAL GOLF COURSE GDS MGT		490,020	419,470	584,175	574,832	(9,343)

CITY OF HARRISONBURG, VA  
EXPENDITURE BUDGET

FUND - 1000 - GENERAL FUND  
FUNCTION - 700 - PARKS, REC. & CULTURAL  
ACTIVITY - 7100 - PARKS & RECREATION  
DEPARTMENT - 730371 - GOLF COURSE CLUBHOUSE

ACCOUNT-----	TITLE -----	----- 2021-2022 -----	----- 2022-2023 -----	----- 2023-2024 -----	NET
		BUDGET	ACTUAL	PROPOSED	CHANGE
41010	SALARIES & WAGES-REG.	73,185	79,798	79,138	6
41030	PT SALARIES & WAGES-REG	94,854	73,921	110,225	(5,141)
41053	ANNUAL LEAVE - PAYOUT		651		-
41200	INCENTIVE PAYMENT	9,000	9,000		-
TOTAL PERSONAL SERVICES		177,039	163,369	189,363	(5,135)
TOTAL PERSONAL SERVICES		177,039	163,369	189,363	(5,135)
42010	FICA	13,544	11,924	14,486	(393)
42020	RETIREMENT - VRS	9,405	9,521	11,642	1
42050	HEALTH INSURANCE	14,762	14,824	15,500	2,836
42060	LIFE INSURANCE - VRS	982	993	1,061	-
42080	DENTAL INSURANCE	156	156	156	-
42090	UNEMPLOYMENT		79		-
42110	WORKER'S COMP.	3,323	1,771	1,908	964
TOTAL FRINGE BENEFITS		42,172	39,268	44,753	3,408
43100	PROFESSIONAL SERVICES	324	198		-
43110	MEDICAL SERVICES	300	110		-
43165	CREDIT CARD SERVICE FEES	35,000	35,991	22,000	8,000
43320	SERVICE CONTRACTS	17,060	18,072	12,160	-
43330	MAINT & REP.-MACH & EQUIP	750	1,894	3,500	(3,500)
43340	MAINT & REP.-FURN & FIX		196		-
43360	MAINT & REP.-BLDGS & GNDS	750	4,020	1,000	-
43600	ADVERTISING		1,714		-
TOTAL PURCHASED SERVICES		54,184	62,194	38,660	4,500
44300	CENTRAL STORES	300		300	(300)
TOTAL INTERNAL SERVICES		300		300	(300)
45110	ELECTRICITY	10,000	6,910	10,000	(2,000)
45120	HEATING	3,500	6,106	3,500	500
45130	WATER & SEWER	1,400	1,970	1,400	-
45210	POSTAGE	300		300	(300)
45230	TELECOMMUNICATIONS	500	419	500	(500)
45305	PROPERTY/LIABILITY INS.			2,970	2,970
45340	PROPERTY INSURANCE	840	770	880	(880)
45360	SURETY BONDS	30	35	40	(40)
45370	PUB.OFFICIAL LIABILITY IN	1,170	1,217	1,250	(1,250)
45380	GENERAL LIABILITY INS.	450	463	450	(450)
45410	LEASE/RENT OF EQUIPMENT	54,866	49,869	54,866	(49,869)
45530	TRAINING & TRAVEL	350	134		-
45810	DUES & MEMBERSHIPS	1,105	1,861	2,000	(200)



CITY OF HARRISONBURG, VA  
EXPENDITURE BUDGET

FUND - 1000 - GENERAL FUND  
 FUNCTION - 700 - PARKS, REC. & CULTURAL  
 ACTIVITY - 7100 - PARKS & RECREATION  
 DEPARTMENT - 730371 - GOLF COURSE CLUBHOUSE

ACCOUNT-----	TITLE -----	----- 2021-2022 -----	----- 2022-2023 -----	----- 2023-2024 -----	NET	
		BUDGET	ACTUAL	BUDGET	PROPOSED	CHANGE
TOTAL OTHER CHARGES		74,511	69,754	75,186	23,167	(52,019)
46010	OFFICE SUPPLIES	2,900	3,380	400	2,500	2,100
46145	SAFETY MATERIALS	200		200	200	-
46150	MAT'L FOR RESALE-FOOD/BEV	3,000	8,062	12,000	14,500	2,500
46151	MERCHANDISE-RESALE	13,500	10,505	5,000	12,000	7,000
46154	MERCHANDISE-SPECIAL ORDER	5,000	4,026	3,000	3,500	500
TOTAL MATERIALS & SUPPLIES		24,600	25,973	20,600	32,700	12,100
TOTAL OTHER OPERATING EXPENSES		195,767	197,190	179,499	147,188	(32,311)
48176	PRACTICE RANGE EQUIP&ACC.	3,000	1,520		4,500	4,500
48272	HARDWARE	500	686			-
TOTAL CAPITAL OUTLAY		3,500	2,206		4,500	4,500
TOTAL CAPITAL OUTLAY		3,500	2,206		4,500	4,500
TOTAL GOLF COURSE CLUBHOUSE		376,306	362,765	368,862	335,916	(32,946)

CITY OF HARRISONBURG, VA  
EXPENDITURE BUDGET

FUND - 1000 - GENERAL FUND  
 FUNCTION - 700 - PARKS, REC. & CULTURAL  
 ACTIVITY - 7500 - LIBRARY  
 DEPARTMENT - 750511 - REGIONAL LIBRARY

ACCOUNT-----	TITLE -----	----- 2021-2022 -----		2022-2023	2023-2024	NET
		BUDGET	ACTUAL	BUDGET	PROPOSED	CHANGE
47010	MRL-OPERATING	588,866	588,866	606,532	618,663	12,131
TOTAL PMT. TO JOINT OPERATIONS		588,866	588,866	606,532	618,663	12,131
TOTAL OTHER OPERATING EXPENSES		588,866	588,866	606,532	618,663	12,131
TOTAL REGIONAL LIBRARY		588,866	588,866	606,532	618,663	12,131

CITY OF HARRISONBURG, VA  
EXPENDITURE BUDGET

FUND - 1000 - GENERAL FUND  
FUNCTION - 800 - COMMUNITY DEVELOPMENT  
ACTIVITY - 8100 - PLAN. & COMM. DEVELOPMENT  
DEPARTMENT - 810121 - PLANNING

ACCOUNT-----	TITLE -----	----- 2021-2022 -----	----- 2022-2023 -----	----- 2023-2024 -----	NET
		BUDGET	ACTUAL	PROPOSED	CHANGE
41010	SALARIES & WAGES-REG.	156,931	160,255	169,726	10,079
41030	PT SALARIES & WAGES-REG	7,200	7,200	9,000	1,800
41050	ANNUAL LEAVE - SEPARATION		3,737		-
41051	SICK LEAVE - SEPARATION		10,000		-
41053	ANNUAL LEAVE - PAYOUT		98		-
41200	INCENTIVE PAYMENT	6,000	6,000		-
TOTAL PERSONAL SERVICES		170,131	187,289	176,926	11,879
TOTAL PERSONAL SERVICES		170,131	187,289	176,926	11,879
42010	FICA	13,015	13,131	13,534	910
42020	RETIREMENT - VRS	20,165	19,655	24,967	1,483
42050	HEALTH INSURANCE	19,552	18,816	20,530	9,601
42060	LIFE INSURANCE - VRS	2,103	2,050	2,274	136
42070	DISABILITY (VLDP)			435	435
42080	DENTAL INSURANCE	312	286	312	78
42090	UNEMPLOYMENT		5	390	-
42110	WORKER'S COMP.	712	580	548	(484)
TOTAL FRINGE BENEFITS		55,859	54,522	62,165	12,159
43100	PROFESSIONAL SERVICES	101,259	25,011	3,250	-
43320	SERVICE CONTRACTS		450	358	-
43600	ADVERTISING	32,740	12,228	32,740	770
TOTAL PURCHASED SERVICES		133,999	37,688	36,348	770
44200	C.G. - PARTS AND LABOR	300	300	400	100
44300	CENTRAL STORES	250		250	(250)
44310	C.G. - FUEL	600	433	800	-
TOTAL INTERNAL SERVICES		1,150	733	1,450	(150)
45210	POSTAGE	960		960	(960)
45305	PROPERTY/LIABILITY INS.			1,400	1,400
45350	VEHICLE & EQUIPMENT INS.	360	349	390	(390)
45370	PUB.OFFICIAL LIABILITY IN	590	614	630	(630)
45380	GENERAL LIABILITY INS.	230	237	230	(230)
45394	RETIREE H'CARE BENEFIT		290	3,480	-
45410	LEASE/RENT OF EQUIPMENT	2,324	1,912	2,324	(948)
45530	TRAINING & TRAVEL	5,550	1,300	5,526	1,502
45810	DUES & MEMBERSHIPS	993	1,266	993	637
TOTAL OTHER CHARGES		11,007	5,968	14,533	381
46010	OFFICE SUPPLIES	750	914	750	150

CITY OF HARRISONBURG, VA  
EXPENDITURE BUDGET

FUND - 1000 - GENERAL FUND  
 FUNCTION - 800 - COMMUNITY DEVELOPMENT  
 ACTIVITY - 8100 - PLAN. & COMM. DEVELOPMENT  
 DEPARTMENT - 810121 - PLANNING

ACCOUNT-----	TITLE -----	----- 2021-2022 -----		2022-2023	2023-2024	NET
		BUDGET	ACTUAL	BUDGET	PROPOSED	CHANGE
46120	BOOKS & SUBSCRIPTIONS	400	216	400	400	-
46140	OTHER OPERATING SUPPLIES	750	76	750	500	(250)
TOTAL MATERIALS & SUPPLIES		1,900	1,206	1,900	1,800	(100)
TOTAL OTHER OPERATING EXPENSES		203,915	100,117	116,396	129,456	13,060
48171	EDP EQUIPMENT	1,969	854		1,890	1,890
48271	EDP EQUIPMENT				1,380	1,380
48273	SOFTWARE	4,858	47	4,500	4,500	-
TOTAL CAPITAL OUTLAY		6,827	901	4,500	7,770	3,270
TOTAL CAPITAL OUTLAY		6,827	901	4,500	7,770	3,270
TOTAL PLANNING		380,873	288,307	297,822	326,031	28,209

CITY OF HARRISONBURG, VA  
EXPENDITURE BUDGET

FUND - 1000 - GENERAL FUND  
FUNCTION - 800 - COMMUNITY DEVELOPMENT  
ACTIVITY - 8100 - PLAN. & COMM. DEVELOPMENT  
DEPARTMENT - 810221 - ZONING ADMINISTRATOR

ACCOUNT-----	TITLE -----	----- 2021-2022 -----	----- 2022-2023 -----	----- 2023-2024 -----	NET	
		BUDGET	ACTUAL	BUDGET	PROPOSED	CHANGE
41010	SALARIES & WAGES-REG.	141,880	66,586	189,811	199,649	9,838
41020	SALARIES & WAGES-O/T		26			-
41200	INCENTIVE PAYMENT	6,000	6,000			-
TOTAL PERSONAL SERVICES		147,880	72,612	189,811	199,649	9,838
TOTAL PERSONAL SERVICES		147,880	72,612	189,811	199,649	9,838
42010	FICA	11,693	5,013	14,521	15,274	753
42020	RETIREMENT - VRS	18,870	8,569	27,922	29,369	1,447
42050	HEALTH INSURANCE	23,614	15,681	40,295	47,666	7,371
42060	LIFE INSURANCE - VRS	1,968	893	2,545	2,676	131
42070	DISABILITY (VLDP)	722	353	958	1,031	73
42080	DENTAL INSURANCE	468	260	624	624	-
42110	WORKER'S COMP.	938	525	826	699	(127)
TOTAL FRINGE BENEFITS		58,273	31,295	87,691	97,339	9,648
43320	SERVICE CONTRACTS		344	716	716	-
43600	ADVERTISING	1,000	402	1,000	1,000	-
43700	CONTRACTED SERVICES	3,000		3,000	3,000	-
TOTAL PURCHASED SERVICES		4,000	745	4,716	4,716	-
44300	CENTRAL STORES	250		250		(250)
TOTAL INTERNAL SERVICES		250		250		(250)
45210	POSTAGE	960		960		(960)
45230	TELECOMMUNICATIONS				720	720
45305	PROPERTY/LIABILITY INS.				680	680
45370	PUB.OFFICIAL LIABILITY IN	400	416	430		(430)
45380	GENERAL LIABILITY INS.	150	154	150		(150)
45530	TRAINING & TRAVEL	3,245	1,908	6,064	4,645	(1,419)
45810	DUES & MEMBERSHIPS	365	200	705	870	165
TOTAL OTHER CHARGES		5,120	2,678	8,309	6,915	(1,394)
46010	OFFICE SUPPLIES		106	500	500	-
46080	POWERED EQUIPMENT FUELS	250				-
46110	UNIFORMS	395	646	790	790	-
46140	OTHER OPERATING SUPPLIES	250		250	250	-
TOTAL MATERIALS & SUPPLIES		895	752	1,540	1,540	-
TOTAL OTHER OPERATING EXPENSES		68,538	35,470	102,506	110,510	8,004

CITY OF HARRISONBURG, VA  
EXPENDITURE BUDGET

FUND - 1000 - GENERAL FUND  
FUNCTION - 800 - COMMUNITY DEVELOPMENT  
ACTIVITY - 8100 - PLAN. & COMM. DEVELOPMENT  
DEPARTMENT - 810221 - ZONING ADMINISTRATOR

ACCOUNT-----	TITLE -----	----- 2021-2022 -----	----- 2022-2023 -----	2023-2024	NET	
		BUDGET	ACTUAL	BUDGET	PROPOSED	CHANGE
48171	EDP EQUIPMENT	1,115	1,258	1,130		(1,130)
48221	FURNITURE & FIXTURES			3,700	3,700	-
48271	EDP EQUIPMENT			1,330	3,780	2,450
48273	SOFTWARE	358				-
TOTAL CAPITAL OUTLAY		1,473	1,258	6,160	7,480	1,320
TOTAL CAPITAL OUTLAY		1,473	1,258	6,160	7,480	1,320
TOTAL ZONING ADMINISTRATOR		217,891	109,341	298,477	317,639	19,162

CITY OF HARRISONBURG, VA  
EXPENDITURE BUDGET

FUND - 1000 - GENERAL FUND  
 FUNCTION - 800 - COMMUNITY DEVELOPMENT  
 ACTIVITY - 8100 - PLAN. & COMM. DEVELOPMENT  
 DEPARTMENT - 810421 - BOARD OF ZONING APPEALS

ACCOUNT-----	TITLE -----	----- 2021-2022 -----	----- 2022-2023 -----	2023-2024	NET
		BUDGET	ACTUAL	PROPOSED	CHANGE
41030	PT SALARIES & WAGES-REG	1,800	360	1,800	-
TOTAL	PERSONAL SERVICES	1,800	360	1,800	-
TOTAL	PERSONAL SERVICES	1,800	360	1,800	-
42010	FICA	138	28	138	-
TOTAL	FRINGE BENEFITS	138	28	138	-
43600	ADVERTISING	2,600	1,784	2,600	-
TOTAL	PURCHASED SERVICES	2,600	1,784	2,600	-
45530	TRAINING & TRAVEL	1,340		1,223	(117)
TOTAL	OTHER CHARGES	1,340		1,223	(117)
46010	OFFICE SUPPLIES		14		-
TOTAL	MATERIALS & SUPPLIES		14		-
TOTAL	OTHER OPERATING EXPENSES	4,078	1,826	4,078	(117)
TOTAL	BOARD OF ZONING APPEALS	5,878	2,186	5,878	(117)

CITY OF HARRISONBURG, VA  
EXPENDITURE BUDGET

FUND - 1000 - GENERAL FUND  
FUNCTION - 800 - COMMUNITY DEVELOPMENT  
ACTIVITY - 8100 - PLAN. & COMM. DEVELOPMENT  
DEPARTMENT - 810521 - ECONOMIC DEVELOPMENT

ACCOUNT-----	TITLE -----	----- 2021-2022 -----	----- 2022-2023 -----	----- 2023-2024 -----	NET
		BUDGET	ACTUAL	PROPOSED	CHANGE
41010	SALARIES & WAGES-REG.	217,818	231,300	239,574	22
41200	INCENTIVE PAYMENT	6,000	6,000		-
TOTAL	PERSONAL SERVICES	223,818	237,300	239,574	22
TOTAL	PERSONAL SERVICES	223,818	237,300	239,574	22
42010	FICA	17,122	17,073	18,328	1
42020	RETIREMENT - VRS	27,990	28,584	35,241	4
42050	HEALTH INSURANCE	25,262	25,368	26,525	4,852
42060	LIFE INSURANCE - VRS	2,919	2,981	3,211	-
42070	DISABILITY (VLDP)	486	506	501	40
42080	DENTAL INSURANCE	312	312	312	-
42090	UNEMPLOYMENT		1,134		-
42110	WORKER'S COMP.	373	238	227	11
TOTAL	FRINGE BENEFITS	74,464	76,196	84,345	4,908
43100	PROFESSIONAL SERVICES	20,000	4,458	10,000	(1,178)
43134	LAB MKT & TRAINING SURVEY	2,500	5,026	7,400	-
43320	SERVICE CONTRACTS	62	644	646	(34)
43600	ADVERTISING	55,000	47,894	50,000	(5,000)
43603	SPONSORSHIPS	14,000	15,000	14,500	500
43890	STATE FEES AND PERMITS	55	35	55	(15)
TOTAL	PURCHASED SERVICES	91,617	73,058	82,601	(5,727)
44200	C.G. - PARTS AND LABOR	2,000	1,300	2,200	(500)
44300	CENTRAL STORES	100		100	-
44310	C.G. - FUEL	600	675	800	-
TOTAL	INTERNAL SERVICES	2,700	1,975	3,100	(500)
45210	POSTAGE	200		175	(75)
45230	TELECOMMUNICATIONS	1,094	626	1,234	-
45305	PROPERTY/LIABILITY INS.			2,690	2,690
45350	VEHICLE & EQUIPMENT INS.	540	524	600	(600)
45370	PUB.OFFICIAL LIABILITY IN	1,220	1,269	1,300	(1,300)
45380	GENERAL LIABILITY INS.	470	484	470	(470)
45410	LEASE/RENT OF EQUIPMENT	799	798	799	-
45530	TRAINING & TRAVEL	2,600	2,477	2,500	500
45745	PROPERTY REHAB TAX RELIEF	81,111	81,111	111,022	6,442
45746	INCENTIVE GRANTS	240,000	130,304	140,000	-
45748	DEVELOPMENT COST REIMB.	5,000			-
45750	DHCD GRANT DISBURSEMENTS	100,000	100,000		-
45810	DUES & MEMBERSHIPS	57,439	56,989	57,489	(875)



CITY OF HARRISONBURG, VA  
EXPENDITURE BUDGET

FUND - 1000 - GENERAL FUND  
 FUNCTION - 800 - COMMUNITY DEVELOPMENT  
 ACTIVITY - 8100 - PLAN. & COMM. DEVELOPMENT  
 DEPARTMENT - 810521 - ECONOMIC DEVELOPMENT

ACCOUNT-----	TITLE -----	----- 2021-2022 -----	----- 2022-2023 -----	----- 2023-2024 -----	NET	
		BUDGET	ACTUAL	BUDGET	PROPOSED	CHANGE
TOTAL OTHER CHARGES		490,473	374,581	315,589	321,901	6,312
46010	OFFICE SUPPLIES	225	109	200	150	(50)
46120	BOOKS & SUBSCRIPTIONS	785	1,170	250	300	50
46140	OTHER OPERATING SUPPLIES	100	38	100	100	-
TOTAL MATERIALS & SUPPLIES		1,110	1,317	550	550	-
TOTAL OTHER OPERATING EXPENSES		660,364	527,127	486,185	491,178	4,993
48171	EDP EQUIPMENT	1,600				-
48172	HARDWARE		1,147	1,370	1,200	(170)
TOTAL CAPITAL OUTLAY		1,600	1,147	1,370	1,200	(170)
TOTAL CAPITAL OUTLAY		1,600	1,147	1,370	1,200	(170)
TOTAL ECONOMIC DEVELOPMENT		885,782	765,574	727,129	731,974	4,845

CITY OF HARRISONBURG, VA  
EXPENDITURE BUDGET

FUND - 1000 - GENERAL FUND  
FUNCTION - 800 - COMMUNITY DEVELOPMENT  
ACTIVITY - 8100 - PLAN. & COMM. DEVELOPMENT  
DEPARTMENT - 810821 - TOURISM & VISITORS SER

ACCOUNT-----	TITLE -----	----- 2021-2022 -----	----- 2022-2023 -----	2023-2024	NET
		BUDGET	ACTUAL	PROPOSED	CHANGE
41010	SALARIES & WAGES-REG.	151,361	151,883	163,653	1,083
41020	SALARIES & WAGES-O/T		570		-
41030	PT SALARIES & WAGES-REG	73,543	51,012	76,878	(386)
41060	PTO - SEPARATION		2,228		-
41200	INCENTIVE PAYMENT	21,000	21,000		-
TOTAL PERSONAL SERVICES		245,904	226,693	240,531	697
TOTAL PERSONAL SERVICES		245,904	226,693	240,531	697
42010	FICA	18,812	16,311	18,401	53
42020	RETIREMENT - VRS	19,451	18,782	24,074	159
42050	HEALTH INSURANCE	24,342	23,645	25,559	10,416
42060	LIFE INSURANCE - VRS	2,028	1,959	2,194	14
42070	DISABILITY (VLDP)	410	390	442	21
42080	DENTAL INSURANCE	468	442	468	-
42110	WORKER'S COMP.	479	225	433	161
TOTAL FRINGE BENEFITS		65,990	61,754	71,571	10,824
43100	PROFESSIONAL SERVICES	400	193	400	-
43165	CREDIT CARD SERVICE FEES	1,175	2,092	1,175	425
43320	SERVICE CONTRACTS	16,750	14,954	6,170	1,888
43360	MAINT & REP.-BLDGS & GNDS	14,500	12,600	14,500	(8,325)
43600	ADVERTISING	206,357	140,028	86,357	6,000
43601	CONTRACT PRINTING/MAILING	9,350	11,820	9,350	-
43603	SPONSORSHIPS	5,500		5,500	-
TOTAL PURCHASED SERVICES		254,032	181,687	123,452	(12)
44200	C.G. - PARTS AND LABOR	2,500	1,196	2,700	(300)
44300	CENTRAL STORES	1,500	854	1,500	-
44310	C.G. - FUEL	600	165	800	-
TOTAL INTERNAL SERVICES		4,600	2,216	5,000	(300)
45110	ELECTRICITY	9,400	8,593	9,400	(3,300)
45120	HEATING	2,900	3,981	2,900	(600)
45130	WATER & SEWER	2,100	2,070	2,100	(300)
45210	POSTAGE	12,300	7,709	12,300	-
45230	TELECOMMUNICATIONS	3,500	2,420	3,500	(1,500)
45305	PROPERTY/LIABILITY INS.				4,560
45310	BOILER & MACHINERY INS.	500	457	520	(520)
45340	PROPERTY INSURANCE	1,700	1,557	1,770	(1,770)
45350	VEHICLE & EQUIPMENT INS.	180	353	200	(200)
45360	SURETY BONDS	35	40	40	(40)
45370	PUB.OFFICIAL LIABILITY IN	1,130	1,175	1,200	(1,200)

CITY OF HARRISONBURG, VA  
EXPENDITURE BUDGET

FUND - 1000 - GENERAL FUND  
 FUNCTION - 800 - COMMUNITY DEVELOPMENT  
 ACTIVITY - 8100 - PLAN. & COMM. DEVELOPMENT  
 DEPARTMENT - 810821 - TOURISM & VISITORS SER

ACCOUNT-----	TITLE -----	----- 2021-2022 -----	----- 2022-2023 -----	----- 2023-2024 -----	NET	
		BUDGET	ACTUAL	BUDGET	PROPOSED	CHANGE
45380	GENERAL LIABILITY INS.	440	453	440		(440)
45530	TRAINING & TRAVEL	7,438	13,262	7,436	11,100	3,664
45810	DUES & MEMBERSHIPS	2,745	3,180	3,105	3,765	660
TOTAL OTHER CHARGES		44,368	45,250	44,911	43,925	(986)
46010	OFFICE SUPPLIES	3,000	2,189	3,000	3,000	-
46120	BOOKS & SUBSCRIPTIONS	520	353	555	555	-
46140	OTHER OPERATING SUPPLIES	1,500	3,691	1,500	1,500	-
46151	MERCHANDISE-RESALE	16,000	14,234	16,000	16,000	-
TOTAL MATERIALS & SUPPLIES		21,020	20,467	21,055	21,055	-
TOTAL OTHER OPERATING EXPENSES		390,010	311,374	265,989	275,515	9,526
48121	FURNITURE & FIXTURES			200	200	-
48171	EDP EQUIPMENT	3,000				-
48172	HARDWARE	1,338	2,485	2,000	3,300	1,300
48251	MOTOR VEHICLES & EQUIP.	29,327	29,327			-
48281	BUILDINGS & GROUNDS		421	500	500	-
TOTAL CAPITAL OUTLAY		33,665	32,233	2,700	4,000	1,300
TOTAL CAPITAL OUTLAY		33,665	32,233	2,700	4,000	1,300
TOTAL TOURISM & VISITORS SER		669,578	570,299	509,220	520,743	11,523

CITY OF HARRISONBURG, VA  
EXPENDITURE BUDGET

FUND - 1000 - GENERAL FUND  
FUNCTION - 800 - COMMUNITY DEVELOPMENT  
ACTIVITY - 8200 - ENVIRONMENTAL MGT.  
DEPARTMENT - 820241 - BLACKS RUN GREENWAY

ACCOUNT-----	TITLE -----	----- 2021-2022 -----	----- 2022-2023 -----	----- 2023-2024 -----	NET	
		BUDGET	ACTUAL	BUDGET	PROPOSED	CHANGE
41010	SALARIES & WAGES-REG.	59,452	11,661	64,291	64,293	2
41020	SALARIES & WAGES-O/T	1,665		1,715	1,855	140
41200	INCENTIVE PAYMENT	3,000	3,000			-
TOTAL PERSONAL SERVICES		64,117	14,661	66,006	66,148	142
TOTAL PERSONAL SERVICES		64,117	14,661	66,006	66,148	142
42010	FICA	4,905	1,122	5,049	5,060	11
42020	RETIREMENT - VRS	7,640	637	9,458	9,458	-
42060	LIFE INSURANCE - VRS	796	807	862	862	-
42080	DENTAL INSURANCE	156		156	156	-
42110	WORKER'S COMP.	502	394	103	42	(61)
TOTAL FRINGE BENEFITS		13,999	2,959	15,628	15,578	(50)
43100	PROFESSIONAL SERVICES	3,000		3,000	3,000	-
43110	MEDICAL SERVICES	50		50	100	50
43320	SERVICE CONTRACTS	190	210	252	305	53
43330	MAINT & REP.-MACH & EQUIP	200		200	200	-
43600	ADVERTISING	200		200	200	-
43710	UNIFORM MAINTENANCE CONT.	300	297	300	400	100
TOTAL PURCHASED SERVICES		3,940	506	4,002	4,205	203
44200	C.G. - PARTS AND LABOR	600	872	800	1,300	500
44300	CENTRAL STORES	500	413	500	500	-
44310	C.G. - FUEL	700	656	900	900	-
TOTAL INTERNAL SERVICES		1,800	1,942	2,200	2,700	500
45210	POSTAGE	50		50	50	-
45230	TELECOMMUNICATIONS	1,236	551	600	500	(100)
45305	PROPERTY/LIABILITY INS.				1,240	1,240
45350	VEHICLE & EQUIPMENT INS.	830	806	930		(930)
45370	PUB.OFFICIAL LIABILITY IN	180	187	190		(190)
45380	GENERAL LIABILITY INS.	70	72	70		(70)
45410	LEASE/RENT OF EQUIPMENT	1,000		1,000	1,000	-
45530	TRAINING & TRAVEL	750	78	906	1,850	944
45540	EDUCATION	600		600	600	-
TOTAL OTHER CHARGES		4,716	1,694	4,346	5,240	894
46010	OFFICE SUPPLIES	200	29	200	200	-
46140	OTHER OPERATING SUPPLIES	4,500	2,508	4,500	4,500	-
46181	HORTICULTURE	5,000		5,000	5,000	-

CITY OF HARRISONBURG, VA  
EXPENDITURE BUDGET

FUND - 1000 - GENERAL FUND  
 FUNCTION - 800 - COMMUNITY DEVELOPMENT  
 ACTIVITY - 8200 - ENVIRONMENTAL MGT.  
 DEPARTMENT - 820241 - BLACKS RUN GREENWAY

ACCOUNT-----	TITLE -----	----- 2021-2022 -----	----- 2022-2023 -----	----- 2023-2024 -----	NET	
		BUDGET	ACTUAL	BUDGET	PROPOSED	CHANGE
TOTAL MATERIALS & SUPPLIES		9,700	2,537	9,700	9,700	-
TOTAL OTHER OPERATING EXPENSES		34,155	9,638	35,876	37,423	1,547
48172	HARDWARE	1,900				-
48184	IMPROVEMENTS	5,000	4,998	5,000	5,000	-
48272	HARDWARE		1,545	1,900		(1,900)
TOTAL CAPITAL OUTLAY		6,900	6,542	6,900	5,000	(1,900)
TOTAL CAPITAL OUTLAY		6,900	6,542	6,900	5,000	(1,900)
TOTAL BLACKS RUN GREENWAY		105,172	30,841	108,782	108,571	(211)

CITY OF HARRISONBURG, VA  
EXPENDITURE BUDGET

FUND - 1000 - GENERAL FUND  
 FUNCTION - 900 - NON-DEPARTMENTAL  
 ACTIVITY - 9201 - NON DEPARTMENTAL  
 DEPARTMENT - 910411 - CONTRIBUTIONS

ACCOUNT-----	TITLE -----	----- 2021-2022 -----	----- 2022-2023 -----	----- 2023-2024 -----	NET	
		BUDGET	ACTUAL	BUDGET	PROPOSED	CHANGE
45642	CHAMBER OF COMMERCE	3,475	3,475	3,475	3,475	-
45644	SALVATION ARMY	25,000	18,750			-
45645	HBURG RESCUE SQUAD	61,720	59,288	59,435	60,350	915
45647	SHEN.VAL.SOIL & WAT. CONS	4,500	4,500	4,500	5,600	1,100
45648	BLUE RIDGE COMMUNITY COLL	67,672	67,672	67,672	67,672	-
45649	RHAM. CO. HISTORICAL SOC.	3,000	1,500			-
45650	VALLEY PROG.FOR AGING SVS	26,000	26,000	22,100		(22,100)
45652	FIRST STEP, INC.	30,000	30,000	29,750		(29,750)
45659	BLUE RIDGE LEGAL SERVICES	13,000	13,000	6,600		(6,600)
45663	FAIRFIELD CTR-RST JUSTICE	3,500	3,500	1,750		(1,750)
45664	WOODBINE CEMETERY	1,500	1,500	750		(750)
45666	WAY TO GO	20,000	20,000	25,500		(25,500)
45667	COLLINS CENTER	15,000	15,000	18,450		(18,450)
45668	VALLEY ASSOC.FOR IND LIVI	4,000	4,000	1,600		(1,600)
45669	BOYS AND GIRLS CLUB	25,000	25,000	25,000		(25,000)
45671	ON THE ROAD COLLABORATIVE	17,000	17,000	25,000		(25,000)
45673	MERCY HOUSE	28,000	28,000	28,000		(28,000)
45674	ARC OF HBURG/RHAM	20,000	20,000			-
45678	NEWTOWN CEMETERY			1,200		(1,200)
45680	SKYLINE LITERACY	12,000	12,000	10,200		(10,200)
45681	4-H	20,000	20,000	15,000		(15,000)
45683	HBURG-RHAM CHILD DAY CARE	20,000	20,000	25,000		(25,000)
45684	NENA	20,000	15,000	25,000		(25,000)
45685	UNITED WAY OF HBURG-RHAM	10,000	7,500			-
45686	STRENGTH IN PEERS	8,000	8,000	15,900		(15,900)
45687	BRIDGE OF HOPE	3,000	3,000	5,000		(5,000)
45688	FAIRFIELD CTR-INTL FESTIV			4,250		(4,250)
45689	S'DOAH LGBTQ CENTER			1,950		(1,950)
45690	SUITCASE CLINIC-JMU			2,500		(2,500)
45691	VILLAGE TO VILLAGE INC			2,500		(2,500)
45805	OPEN DOORS			20,000		(20,000)
45882	BLUE RIDGE CASA	15,000	15,000	10,350		(10,350)
45885	ARTS COUNCIL OF VALLEY	33,000	33,000	18,500		(18,500)
45886	VIRGINIA QUILT MUSEUM	2,000	2,000	1,600		(1,600)
45890	HBURG LITTLE LEAGUE ASSOC	6,000	6,000	6,000		(6,000)
45893	CATS CRADLE	375	320	375	375	-
45896	ROBERTA WEBB CHILD CARE C			10,000		(10,000)
45899	BLUE RIDGE FREE CLINIC			4,750		(4,750)
45900	BIG BROTHERS/BIG SISTERS	25,000	25,000	25,000		(25,000)
45901	CENT VLLEY HAB FOR HUMANI			13,450		(13,450)
45902	NEWBRIDGES IMMIGRANT RESO	11,000	11,000	17,000		(17,000)
45903	COMMUNITY COUNSELING CTR			5,000		(5,000)
45905	SECOND HOME CHILD CARE CT	20,000	20,000	25,000		(25,000)
45908	EXPLORE MORE MUSEUM			21,250		(21,250)
45909	HDR - JULY 4TH	16,000	16,000	5,000		(5,000)
45910	SHEN VALLEY SPAY & NEUTER	120	193	120	120	-
45912	OUR COMMUNITY PLACE	26,000	26,000			-
45915	H'BURG DOWNTOWN RENAISSAN	143,151	143,151	143,151	143,151	-

CITY OF HARRISONBURG, VA  
EXPENDITURE BUDGET

FUND - 1000 - GENERAL FUND  
 FUNCTION - 900 - NON-DEPARTMENTAL  
 ACTIVITY - 9201 - NON DEPARTMENTAL  
 DEPARTMENT - 910411 - CONTRIBUTIONS

ACCOUNT-----	TITLE -----	----- 2021-2022 -----		2022-2023	2023-2024	NET
		BUDGET	ACTUAL	BUDGET	PROPOSED	CHANGE
45916	COURT SQUARE THEATER	25,000	25,000	25,000		(25,000)
45918	FIRST TEE PROGRAM	5,000	5,000			-
45921	COMMUNITY ASSISTANCE	239,587	239,587			-
45999	OUTSIDE CONTRIBUTIONS				400,000	400,000
TOTAL OTHER CHARGES		1,028,600	1,010,936	779,628	680,743	(98,885)
47005	CENT. SHEN. PLANNING DIST	49,031	48,971	48,304	52,332	4,028
47015	R'HAM-H'BURG ASAP			20,000	20,000	-
47040	SHEN VALLEY REG AIRPORT	67,923	67,923	67,923	103,733	35,810
TOTAL PMT. TO JOINT OPERATIONS		116,954	116,894	136,227	176,065	39,838
TOTAL OTHER OPERATING EXPENSES		1,145,554	1,127,830	915,855	856,808	(59,047)
TOTAL CONTRIBUTIONS		1,145,554	1,127,830	915,855	856,808	(59,047)

CITY OF HARRISONBURG, VA  
EXPENDITURE BUDGET

FUND - 1000 - GENERAL FUND  
 FUNCTION - 900 - NON-DEPARTMENTAL  
 ACTIVITY - 9201 - NON DEPARTMENTAL  
 DEPARTMENT - 910511 - JOINT OPERATIONS

ACCOUNT-----	TITLE -----	----- 2021-2022 -----		2022-2023	2023-2024	NET
		BUDGET	ACTUAL	BUDGET	PROPOSED	CHANGE
47070	JAIL, COURTS, ETC.	6,235,900	5,803,314	7,007,500	7,200,000	192,500
47071	SOCIAL SERVICES DISTRICT	1,918,100	1,918,034	2,206,800	2,607,040	400,240
47073	CHILDREN'S SERVICES ACT	2,030,873	2,030,829	2,200,000	1,673,760	(526,240)
TOTAL PMT. TO JOINT OPERATIONS		10,184,873	9,752,177	11,414,300	11,480,800	66,500
TOTAL OTHER OPERATING EXPENSES		10,184,873	9,752,177	11,414,300	11,480,800	66,500
TOTAL JOINT OPERATIONS		10,184,873	9,752,177	11,414,300	11,480,800	66,500



CITY OF HARRISONBURG, VA  
EXPENDITURE BUDGET

FUND - 1000 - GENERAL FUND  
 FUNCTION - 900 - NON-DEPARTMENTAL  
 ACTIVITY - 9201 - NON DEPARTMENTAL  
 DEPARTMENT - 910811 - CONFERENCE CENTER (SVCC)

ACCOUNT-----	TITLE -----	-----	2021-2022 -----	2022-2023	2023-2024	NET
		BUDGET	ACTUAL	BUDGET	PROPOSED	CHANGE
45749	EDA (SVCC) GRANT	1,100,000	1,100,000	1,200,000	1,200,000	-
TOTAL	OTHER CHARGES	1,100,000	1,100,000	1,200,000	1,200,000	-
TOTAL	OTHER OPERATING EXPENSES	1,100,000	1,100,000	1,200,000	1,200,000	-
TOTAL	CONFERENCE CENTER (SVCC)	1,100,000	1,100,000	1,200,000	1,200,000	-

CITY OF HARRISONBURG, VA  
EXPENDITURE BUDGET

FUND - 1000 - GENERAL FUND  
 FUNCTION - 900 - NON-DEPARTMENTAL  
 ACTIVITY - 9400 - RESERVE FOR CONTINGENCIES  
 DEPARTMENT - 940111 - RESERVE FOR CONTINGENCIES

ACCOUNT-----	TITLE -----	----- 2021-2022 -----		2022-2023	2023-2024	NET
		BUDGET	ACTUAL	BUDGET	PROPOSED	CHANGE
49310	RESERVE FOR CONTINGENCIES	48,000		225,000	325,000	100,000
49311	RES.FOR SALARY INCREASE				4,062,200	4,062,200
TOTAL RESERVES		48,000		225,000	4,387,200	4,162,200
TOTAL OTHER USES OF FUNDS		48,000		225,000	4,387,200	4,162,200
TOTAL RESERVE FOR CONTINGENCIES		48,000		225,000	4,387,200	4,162,200

CITY OF HARRISONBURG, VA  
EXPENDITURE BUDGET

FUND - 1000 - GENERAL FUND  
 FUNCTION - 900 - NON-DEPARTMENTAL  
 ACTIVITY - 9800 - DEBT SERVICE  
 DEPARTMENT - 980142 - DEBT SERVICE

ACCOUNT-----	TITLE -----	BUDGET	ACTUAL	BUDGET	PROPOSED	NET CHANGE
		----- 2021-2022 -----	----- 2021-2022 -----	2022-2023	2023-2024	
49550	BOND ISSUANCE COSTS, ETC.	182,796	167,708			-
49556	PMENT FOR CURRNT BOND REF	39,865,944	39,865,944			-
49161	RIGHT OF USE LEASE				147,573	147,573
49406	G.O. SERIES 2001C (VPSA)	2,280,000	2,280,000	2,400,000	2,525,000	125,000
49408	G.O. SERIES 2009A (VRA)	115,000	115,000			-
49412	G.O. SERIES 2010A	470,000	470,000			-
49414	G.O. SERIES 2010B	335,660	335,660			-
49415	G.O. SERIES 2011	1,315,000	1,315,000			-
49416	G.O. SERIES 2012	546,000	546,000			-
49417	G.O. SERIES 2014A	605,000	605,000	630,000	665,000	35,000
49418	G.O. SERIES 2014B	2,305,000	2,305,000	2,420,000	2,555,000	135,000
49419	G.O. SERIES 2015	260,000	260,000			-
49420	G.O. SERIES 2016	1,310,000	1,310,000	1,380,000	1,450,000	70,000
49421	G.O. SERIES 2017	480,000	480,000	490,000		(490,000)
49423	G.O. SERIES 2018 (VPSA)	235,000	235,000	245,000	260,000	15,000
49424	G.O. SERIES 2019 (VRA)	265,000	265,000	275,000	290,000	15,000
49426	G.O. SERIES 2020B	650,000	650,000			-
49427	G.O. SERIES 2021A			4,395,000	4,640,000	245,000
49428	G.O. SERIES 2021B			825,000	825,000	-
TOTAL PRINCIPAL		11,171,660	11,171,660	13,060,000	13,357,573	297,573
49150	BANK HANDLING CHARGES	8,000	3,915	8,000	8,000	-
49181	RIGHT OF USE LEASE				41,196	41,196
49506	G.O. SERIES 2001C (VPSA)	737,715	737,715	618,375	492,788	(125,587)
49508	G.O. SERIES 2009A (VRA)	2,272	2,272			-
49512	G.O. SERIES 2010A	175,350	91,200			-
49514	G.O. SERIES 2010B	91,691	49,202			-
49515	G.O. SERIES 2011	446,456	236,378			-
49516	G.O. SERIES 2012	41,164	22,055			-
49517	G.O. SERIES 2014A	352,469	352,469	330,669	298,294	(32,375)
49518	G.O. SERIES 2014B	1,251,275	1,251,275	1,133,150	1,008,775	(124,375)
49519	G.O. SERIES 2015	63,986	33,501			-
49520	G.O. SERIES 2016	1,275,075	1,275,075	1,207,825	1,137,075	(70,750)
49521	G.O. SERIES 2017	12,994	12,994	4,361		(4,361)
49523	G.O. SERIES 2018 (VPSA)	192,146	192,146	180,026	167,275	(12,751)
49524	G.O. SERIES 2019 (VRA)	224,684	224,684	210,847	196,369	(14,478)
49525	G.O. SERIES 2020A	298,633	202,815			-
49526	G.O. SERIES 2020B	93,683	68,238			-
49527	G.O. SERIES 2021A	1,007,562	1,300,259	3,996,206	3,770,331	(225,875)
49528	G.O. SERIES 2021B	2,344	2,343	6,781	5,131	(1,650)
TOTAL INTEREST & FISCAL CHARGES		6,277,499	6,058,536	7,696,240	7,125,234	(571,006)
TOTAL DEBT SERVICE		57,497,899	57,263,848	20,756,240	20,482,807	(273,433)

CITY OF HARRISONBURG, VA  
EXPENDITURE BUDGET

FUND - 1000 - GENERAL FUND  
 FUNCTION - 900 - NON-DEPARTMENTAL  
 ACTIVITY - 9800 - DEBT SERVICE  
 DEPARTMENT - 980142 - DEBT SERVICE

ACCOUNT-----	TITLE -----	-----	2021-2022 -----	2022-2023	2023-2024	NET
		BUDGET	ACTUAL	BUDGET	PROPOSED	CHANGE
TOTAL OTHER USES OF FUNDS		57,497,899	57,263,848	20,756,240	20,482,807	(273,433)
TOTAL DEBT SERVICE		57,497,899	57,263,848	20,756,240	20,482,807	(273,433)

CITY OF HARRISONBURG, VA  
EXPENDITURE BUDGET

FUND - 1000 - GENERAL FUND  
 FUNCTION - 900 - NON-DEPARTMENTAL  
 ACTIVITY - 9900 - TRANSFERS  
 DEPARTMENT - 990111 - TRANSFERS

ACCOUNT-----	TITLE -----	BUDGET	----- 2021-2022 ----- ACTUAL	2022-2023 BUDGET	2023-2024 PROPOSED	NET CHANGE
49218	TR TO ECC FUND	3,237,100	3,237,100	3,506,761	3,791,455	284,694
49219	TR TO GENERAL CAP PROJ	625,000	625,000	6,925,000	8,300,000	1,375,000
49220	TR TO SCHOOL FUND	36,008,259	36,008,259	37,435,173	42,267,782	4,832,609
49225	TR TO SCHOOL CAP PROJECTS	2,300,000	2,300,000			-
49250	TR TO CENTRAL GARAGE FUND	96,581	96,581			-
49270	TR TO PUBLIC TRANSP FUND				400,000	400,000
TOTAL FUND TRANSFERS		42,266,940	42,266,940	47,866,934	54,759,237	6,892,303
TOTAL OTHER USES OF FUNDS		42,266,940	42,266,940	47,866,934	54,759,237	6,892,303
TOTAL TRANSFERS		42,266,940	42,266,940	47,866,934	54,759,237	6,892,303
TOTAL GENERAL FUND		174,687,223	166,350,052	145,124,948	157,299,997	12,175,049

04/11/2023

CITY OF HARRISONBURG, VA  
EXPENDITURE BUDGET

FUND - 1111 - SCHOOL FUND

FUNCTION - 1111 - SCHOOL

DEPARTMENT - 111114 - SCHOOL FUND

ACCOUNT-----	TITLE -----	----- 2021-2022 -----		2022-2023	2023-2024	NET
		BUDGET	ACTUAL	BUDGET	PROPOSED	CHANGE
40610	INSTRUCTION	72,067,962	70,526,789	79,356,866	84,840,879	5,484,013
40620	ADMIN-ATTEND-HEALTH SER.	5,220,751	5,087,338	5,882,073	6,385,932	503,859
40630	PUPIL TRANSPORTATION	4,880,580	4,622,453	5,271,082	5,938,229	667,147
40640	OPERATIONS & MAINTENANCE	9,582,547	8,679,125	7,223,060	7,889,293	666,233
40670	DEBT SERVICE				234,679	234,679
40680	TECHNOLOGY	6,016,693	5,256,262	5,864,149	6,080,081	215,932
TOTAL SCHOOLS		97,768,532	94,171,967	103,597,230	111,369,093	7,771,863
49210	TR TO GENERAL FUND			2,400,000		(2,400,000)
49225	TR TO SCHOOL CAP PROJECTS	3,000,000	3,000,000	600,000	3,000,000	2,400,000
TOTAL FUND TRANSFERS		3,000,000	3,000,000	3,000,000	3,000,000	-
TOTAL OTHER USES OF FUNDS		3,000,000	3,000,000	3,000,000	3,000,000	-
TOTAL SCHOOL FUND		100,768,532	97,171,967	106,597,230	114,369,093	7,771,863
TOTAL SCHOOL FUND		100,768,532	97,171,967	106,597,230	114,369,093	7,771,863

04/11/2023

CITY OF HARRISONBURG, VA  
EXPENDITURE BUDGET

FUND - 1114 - SCHOOL NUTRITION FUND

FUNCTION - 1114 - SCHOOL NUTRITION FUND

DEPARTMENT - 111414 - SCHOOL NUTRITION FUND

ACCOUNT-----	TITLE -----	-----	2021-2022 -----	2022-2023	2023-2024	NET
		BUDGET	ACTUAL	BUDGET	PROPOSED	CHANGE
40650	FOOD SERVICES	4,734,339	4,600,938	4,947,692	5,969,426	1,021,734
40680	TECHNOLOGY	30,000	995	30,000	30,000	-
TOTAL SCHOOLS		4,764,339	4,601,933	4,977,692	5,999,426	1,021,734
TOTAL SCHOOL NUTRITION FUND		4,764,339	4,601,933	4,977,692	5,999,426	1,021,734
TOTAL SCHOOL NUTRITION FUND		4,764,339	4,601,933	4,977,692	5,999,426	1,021,734

CITY OF HARRISONBURG, VA  
EXPENDITURE BUDGET

FUND - 1116 - EMERG COMM CENTER FUND  
 FUNCTION - 300 - PUBLIC SAFETY  
 ACTIVITY - 3500 - OTHER PROTECTION  
 DEPARTMENT - 321132 - EMERG COMMUNICATIONS CENT

ACCOUNT-----	TITLE -----	BUDGET	ACTUAL	BUDGET	PROPOSED	NET CHANGE
		----- 2021-2022 -----	----- 2021-2022 -----	2022-2023	2023-2024	
41010	SALARIES & WAGES-REG.	2,607,024	2,306,237	2,817,418	2,822,414	4,996
41017	STAND BY PAY	10,000	10,337	10,000	12,000	2,000
41020	SALARIES & WAGES-O/T	189,607	187,669	192,624	208,324	15,700
41027	STANDBY & BLENDED - OT	50,000	62,949	93,000	93,000	-
41030	PT SALARIES & WAGES-REG	85,140	179,925	145,373	175,164	29,791
41040	PT SALARIES & WAGES-O/T		5,153	2,500	6,000	3,500
41050	ANNUAL LEAVE - SEPARATION	6,000	7,370	6,000	6,000	-
41051	SICK LEAVE - SEPARATION	6,000	7,500	6,000	6,000	-
41053	ANNUAL LEAVE - PAYOUT		5,897			-
41054	PTO - PAYOUT		805			-
41060	PTO - SEPARATION	4,000	9,252	4,000	6,000	2,000
41200	INCENTIVE PAYMENT	147,000	147,000			-
TOTAL PERSONAL SERVICES		3,104,771	2,930,095	3,276,915	3,334,902	57,987
TOTAL PERSONAL SERVICES		3,104,771	2,930,095	3,276,915	3,334,902	57,987
42010	FICA	237,515	209,206	250,684	255,122	4,438
42020	RETIREMENT - VRS	335,003	287,575	414,443	415,177	734
42050	HEALTH INSURANCE	337,060	286,845	392,904	570,661	177,757
42060	LIFE INSURANCE - VRS	34,935	29,988	37,754	37,820	66
42070	DISABILITY (VLDP)	8,701	6,797	9,375	9,978	603
42080	DENTAL INSURANCE	8,112	6,084	8,112	8,112	-
42090	UNEMPLOYMENT	2,000	59	2,000	2,000	-
42110	WORKER'S COMP.	5,230	3,894	4,042	3,700	(342)
TOTAL FRINGE BENEFITS		968,556	830,447	1,119,314	1,302,570	183,256
43090	RENTAL OF PROPERTY	157,995	158,777	164,090	77,763	(86,327)
43100	PROFESSIONAL SERVICES	10,000	551	85,000	75,000	(10,000)
43110	MEDICAL SERVICES	8,505	13,323	13,255	13,225	(30)
43120	ACCOUNTING & AUDITING	9,970	9,970	10,570	11,820	1,250
43310	REPAIRS & MAINTENANCE		146			-
43320	SERVICE CONTRACTS	997,813	852,338	986,115	1,130,611	144,496
43330	MAINT & REP.-MACH & EQUIP	103,920	69,485	85,820	108,720	22,900
43340	MAINT & REP.-FURN & FIX	68,375	33,934	43,900	105,000	61,100
43360	MAINT & REP.-BLDGS & GNDS	126,457	41,293	154,300	154,300	-
43600	ADVERTISING	10,250	2,067	15,250	15,250	-
TOTAL PURCHASED SERVICES		1,493,284	1,181,883	1,558,300	1,691,689	133,389
44200	C.G. - PARTS AND LABOR	10,400	7,560	11,400	10,800	(600)
44307	C.S.-OFFICE SUPPLIES	2,349	640	2,349	2,349	-
44309	C.S.-OTHER SUPPLIES	7,000	1,092	7,000	7,000	-
44310	C.G. - FUEL	7,200	11,095	10,300	10,300	-
TOTAL INTERNAL SERVICES		26,949	20,387	31,049	30,449	(600)



CITY OF HARRISONBURG, VA  
EXPENDITURE BUDGET

FUND - 1116 - EMERG COMM CENTER FUND  
 FUNCTION - 300 - PUBLIC SAFETY  
 ACTIVITY - 3500 - OTHER PROTECTION  
 DEPARTMENT - 321132 - EMERG COMMUNICATIONS CENT

ACCOUNT	TITLE	2021-2022 BUDGET	2021-2022 ACTUAL	2022-2023 BUDGET	2023-2024 PROPOSED	NET CHANGE
45110	ELECTRICITY	85,000	79,095	85,000	87,300	2,300
45119	NATURAL GAS	9,000	5,140	12,500	16,700	4,200
45120	HEATING		6,384		8,000	8,000
45130	WATER & SEWER	2,500	2,631	2,500	5,000	2,500
45210	POSTAGE	2,000		2,000	2,000	-
45230	TELECOMMUNICATIONS	139,552	86,701	180,876	172,536	(8,340)
45240	E911 TELECOMMUNICATIONS	354,204	167,660	354,204	354,204	-
45305	PROPERTY/LIABILITY INS.				30,440	30,440
45310	BOILER & MACHINERY INS.	1,690	1,599	1,820		(1,820)
45340	PROPERTY INSURANCE	8,430	8,064	9,130		(9,130)
45350	VEHICLE & EQUIPMENT INS.	10,540	9,390	10,450		(10,450)
45360	SURETY BONDS	180	178	180		(180)
45370	PUB.OFFICIAL LIABILITY IN	1,790	1,428	1,680		(1,680)
45380	GENERAL LIABILITY INS.	2,500	2,686	2,280		(2,280)
45394	RETIREE H'CARE BENEFIT	8,040	8,040	6,840	6,840	-
45395	LODA - VOLUNTEERS	6,330	6,330	6,330	7,020	690
45530	TRAINING & TRAVEL	53,812	49,161	67,635	95,000	27,365
45810	DUES & MEMBERSHIPS	41,491	43,356	41,541	42,040	499
45814	LANGUAGE LINE-INTERPRETAT	19,000	22,633	23,880	35,000	11,120
45850	FREIGHT & DRAYAGE	300	238	300	300	-
TOTAL OTHER CHARGES		746,359	500,713	809,146	862,380	53,234
46010	OFFICE SUPPLIES	16,200	8,662	16,200	16,200	-
46070	REPAIR & MAINT. SUPPLIES	8,100	30,579	8,100	8,100	-
46065	AUTOMOTIVE SUPPLIES		247			-
46078	MAINT & REPAIRS-COMPUTERS	46,000	13,896	32,000	32,000	-
46110	UNIFORMS	10,500	13,545	10,500	10,500	-
46120	BOOKS & SUBSCRIPTIONS	600	298	489	489	-
46140	OTHER OPERATING SUPPLIES	17,345	16,779	29,295	52,795	23,500
46153	EQUIP REP/PRCH FOR OTHERS	266,624	147,612	250,000	250,000	-
TOTAL MATERIALS & SUPPLIES		365,369	231,618	346,584	370,084	23,500
TOTAL OTHER OPERATING EXPENSES		3,600,517	2,765,048	3,864,393	4,257,172	392,779
48121	FURNITURE & FIXTURES		10,699			-
48231	RADIO EQUIPMENT	126,000	92,156	88,000	88,000	-
48272	HARDWARE	61,140	91,847	96,900	90,000	(6,900)
48273	SOFTWARE	24,963	24,963			-
TOTAL CAPITAL OUTLAY		212,102	219,664	184,900	178,000	(6,900)
TOTAL CAPITAL OUTLAY		212,102	219,664	184,900	178,000	(6,900)

04/11/2023

CITY OF HARRISONBURG, VA  
EXPENDITURE BUDGET

FUND - 1116 - EMERG COMM CENTER FUND  
FUNCTION - 300 - PUBLIC SAFETY  
ACTIVITY - 3500 - OTHER PROTECTION  
DEPARTMENT - 321132 - EMERG COMMUNICATIONS CENT

ACCOUNT-----	TITLE -----	-----	2021-2022 -----	2022-2023	2023-2024	NET
		BUDGET	ACTUAL	BUDGET	PROPOSED	CHANGE
49311	RES.FOR SALARY INCREASE				322,100	322,100
TOTAL RESERVES					322,100	322,100
TOTAL OTHER USES OF FUNDS					322,100	322,100
TOTAL EMERG COMMUNICATIONS CENT		6,917,390	5,914,807	7,326,208	8,092,174	765,966

CITY OF HARRISONBURG, VA  
EXPENDITURE BUDGET

FUND - 1116 - EMERG COMM CENTER FUND  
 FUNCTION - 300 - PUBLIC SAFETY  
 ACTIVITY - 3500 - OTHER PROTECTION  
 DEPARTMENT - 321432 - COMP AIDED DISPATCH (CAD)

ACCOUNT-----	TITLE -----	----- 2021-2022 -----	----- 2022-2023 -----	----- 2023-2024 -----	NET	
		BUDGET	ACTUAL	BUDGET	PROPOSED	CHANGE
41010	SALARIES & WAGES-REG.	59,777		65,277	63,523	(1,754)
TOTAL	PERSONAL SERVICES	59,777		65,277	63,523	(1,754)
TOTAL	PERSONAL SERVICES	59,777		65,277	63,523	(1,754)
42010	FICA	4,573		4,994	4,861	(133)
42020	RETIREMENT - VRS	7,682		9,602	9,344	(258)
42050	HEALTH INSURANCE	9,412		9,883	13,829	3,946
42060	LIFE INSURANCE - VRS	801		875	851	(24)
42070	DISABILITY (VLDP)	308		308	337	29
42080	DENTAL INSURANCE	156		156	156	-
TOTAL	FRINGE BENEFITS	22,932		25,818	29,378	3,560
43320	SERVICE CONTRACTS	950,142	550,230	818,365	624,661	(193,704)
TOTAL	PURCHASED SERVICES	950,142	550,230	818,365	624,661	(193,704)
45230	TELECOMMUNICATIONS	89,760	25,473	40,320	40,320	-
45530	TRAINING & TRAVEL	33,446	19,934	18,958	30,000	11,042
TOTAL	OTHER CHARGES	123,206	45,408	59,278	70,320	11,042
46070	REPAIR & MAINT. SUPPLIES		661	110,000	110,000	-
46078	MAINT & REPAIRS-COMPUTERS	3,000		69,000	69,000	-
46156	CAD_DMS/PRCH FOR OTHERS	50,000	10,918	25,000	25,000	-
TOTAL	MATERIALS & SUPPLIES	53,000	10,256	204,000	204,000	-
TOTAL	OTHER OPERATING EXPENSES	1,149,280	605,894	1,107,461	928,359	(179,102)
48272	HARDWARE	36,000	52,540		60,000	60,000
TOTAL	CAPITAL OUTLAY	36,000	52,540		60,000	60,000
TOTAL	CAPITAL OUTLAY	36,000	52,540		60,000	60,000
TOTAL	COMP AIDED DISPATCH (CAD)	1,245,057	658,434	1,172,738	1,051,882	(120,856)

04/11/2023

CITY OF HARRISONBURG, VA  
EXPENDITURE BUDGET

FUND - 1116 - EMERG COMM CENTER FUND  
FUNCTION - 300 - PUBLIC SAFETY  
ACTIVITY - 9800 - DEBT SERVICE  
DEPARTMENT - 321832 - DEBT SERVICE

ACCOUNT-----	TITLE -----	-----	2021-2022 -----	2022-2023	2023-2024	NET
		BUDGET	ACTUAL	BUDGET	PROPOSED	CHANGE
49161	RIGHT OF USE LEASE				79,191	79,191
TOTAL PRINCIPAL					79,191	79,191
49181	RIGHT OF USE LEASE				26,163	26,163
TOTAL INTEREST & FISCAL CHARGES					26,163	26,163
TOTAL DEBT SERVICE					105,354	105,354
TOTAL OTHER USES OF FUNDS					105,354	105,354
TOTAL DEBT SERVICE					105,354	105,354

CITY OF HARRISONBURG, VA  
EXPENDITURE BUDGET

FUND - 1116 - EMERG COMM CENTER FUND  
 FUNCTION - 300 - PUBLIC SAFETY  
 ACTIVITY - 3500 - OTHER PROTECTION  
 DEPARTMENT - 321932 - TRANSFERS

ACCOUNT-----	TITLE -----	----- 2021-2022 -----		2022-2023	2023-2024	NET
		BUDGET	ACTUAL	BUDGET	PROPOSED	CHANGE
49247	TR TO ECC CAP PROJ	850,000	850,000	650,000	600,000	(50,000)
TOTAL FUND TRANSFERS		850,000	850,000	650,000	600,000	(50,000)
TOTAL OTHER USES OF FUNDS		850,000	850,000	650,000	600,000	(50,000)
TOTAL TRANSFERS		850,000	850,000	650,000	600,000	(50,000)
TOTAL EMERG COMM CENTER FUND		9,012,447	7,423,241	9,148,946	9,849,410	700,464

CITY OF HARRISONBURG, VA  
EXPENDITURE BUDGET

FUND - 1117 - COMM DEV BLOCK GRANT FUND  
 FUNCTION - 800 - COMMUNITY DEVELOPMENT  
 ACTIVITY - 8100 - PLAN. & COMM. DEVELOPMENT  
 DEPARTMENT - 810721 - COMM DEV BLOCK GRANT

ACCOUNT-----	TITLE -----	----- 2021-2022 -----	----- 2022-2023 -----	----- 2023-2024 -----	NET
		BUDGET	ACTUAL	PROPOSED	CHANGE
41010	SALARIES & WAGES-REG.	5,831	7,767	6,683	(6,683)
41030	PT SALARIES & WAGES-REG	28,360	26,851	30,671	2,182
41200	INCENTIVE PAYMENT	1,650	1,650		-
TOTAL PERSONAL SERVICES		35,841	36,268	37,354	(4,501)
TOTAL PERSONAL SERVICES		35,841	36,268	37,354	(4,501)
42010	FICA	2,741	2,738	2,858	(345)
42020	RETIREMENT - VRS	749	974	983	(983)
42050	HEALTH INSURANCE	738	741	775	(775)
42060	LIFE INSURANCE - VRS	78	102	89	(89)
42070	DISABILITY (VLDP)	30			-
42080	DENTAL INSURANCE	8	8	8	(8)
42110	WORKER'S COMP.	28	20	83	(59)
TOTAL FRINGE BENEFITS		4,372	4,583	4,796	(2,259)
43100	PROFESSIONAL SERVICES	50,000	46,580	10,000	-
43120	ACCOUNTING & AUDITING	1,000	1,000	1,060	200
43320	SERVICE CONTRACTS	31	210		-
43600	ADVERTISING	2,000	3,790	3,000	500
TOTAL PURCHASED SERVICES		53,031	51,580	14,060	700
45230	TELECOMMUNICATIONS	1,700	500		540
45305	PROPERTY/LIABILITY INS.			1,290	1,290
45370	PUB.OFFICIAL LIABILITY IN	760	790	810	(810)
45380	GENERAL LIABILITY INS.	290	299	290	(290)
45410	LEASE/RENT OF EQUIPMENT	1,200	798	1,200	-
45530	TRAINING & TRAVEL	1,500		1,500	-
45676	PROJECTS & PROGRAMS	1,563,183	605,499	478,883	(30,367)
45810	DUES & MEMBERSHIPS	526		526	(526)
TOTAL OTHER CHARGES		1,569,159	607,886	483,209	(30,163)
46010	OFFICE SUPPLIES			450	450
TOTAL MATERIALS & SUPPLIES				450	450
TOTAL OTHER OPERATING EXPENSES		1,626,562	664,049	502,065	(31,272)
48121	FURNITURE & FIXTURES	1,000		1,000	(1,000)
48273	SOFTWARE			200	200
TOTAL CAPITAL OUTLAY		1,000		200	(800)

CITY OF HARRISONBURG, VA  
EXPENDITURE BUDGET

FUND - 1117 - COMM DEV BLOCK GRANT FUND  
 FUNCTION - 800 - COMMUNITY DEVELOPMENT  
 ACTIVITY - 8100 - PLAN. & COMM. DEVELOPMENT  
 DEPARTMENT - 810721 - COMM DEV BLOCK GRANT

ACCOUNT-----	TITLE -----	----- 2021-2022 -----	2022-2023	2023-2024	NET	
		BUDGET	ACTUAL	BUDGET	PROPOSED	CHANGE
TOTAL CAPITAL OUTLAY		1,000		1,000	200	(800)
49311 RES.FOR SALARY INCREASE					3,100	3,100
TOTAL RESERVES					3,100	3,100
TOTAL OTHER USES OF FUNDS					3,100	3,100
TOTAL COMM DEV BLOCK GRANT		1,663,403	700,317	540,419	506,946	(33,473)
TOTAL COMM DEV BLOCK GRANT FUND		1,663,403	700,317	540,419	506,946	(33,473)

CITY OF HARRISONBURG, VA  
EXPENDITURE BUDGET

FUND - 1118 - SCHOOL TRANSPORTATION FUND  
 FUNCTION - 600 - SCHOOL TRANSPORTATION  
 ACTIVITY - 6302 - PUPIL TRANSPORTATION  
 DEPARTMENT - 622081 - SCHOOL BUSES

ACCOUNT-----	TITLE -----	BUDGET	ACTUAL	BUDGET	PROPOSED	NET CHANGE
		----- 2021-2022 -----	----- 2021-2022 -----	2022-2023	2023-2024	
41010	SALARIES & WAGES-REG.	1,515,434	1,324,789	1,950,373	1,945,369	(5,004)
41020	SALARIES & WAGES-O/T	23,147	42,326	26,965	41,039	14,074
41030	PT SALARIES & WAGES-REG	182,937	180,133	30,753	40,610	9,857
41040	PT SALARIES & WAGES-O/T	2,500	2,307	2,500	2,550	50
41050	ANNUAL LEAVE - SEPARATION	5,000	9,868	10,000	10,000	-
41051	SICK LEAVE - SEPARATION	5,000	9,293	10,000	10,000	-
41053	ANNUAL LEAVE - PAYOUT		3,192			-
41054	PTO - PAYOUT		2,653			-
41060	PTO - SEPARATION	10,000	14,461	15,000	20,000	5,000
41200	INCENTIVE PAYMENT	169,500	220,750			-
TOTAL PERSONAL SERVICES		1,913,518	1,809,773	2,045,591	2,069,568	23,977
TOTAL PERSONAL SERVICES		1,913,518	1,809,773	2,045,591	2,069,568	23,977
42010	FICA	146,384	128,247	156,488	158,322	1,834
42020	RETIREMENT - VRS	145,969	114,200	217,971	228,341	10,370
42050	HEALTH INSURANCE	317,839	223,500	464,342	416,747	(47,595)
42060	LIFE INSURANCE - VRS	15,226	11,924	19,914	20,802	888
42070	DISABILITY (VLDP)	3,108	2,273	4,800	6,130	1,330
42080	DENTAL INSURANCE	7,605	5,269	10,033	13,260	3,227
42090	UNEMPLOYMENT	39,990	1,828	5,000	5,000	-
42110	WORKER'S COMP.	37,924	25,874	30,904	34,459	3,555
TOTAL FRINGE BENEFITS		714,045	513,115	909,452	883,061	(26,391)
43100	PROFESSIONAL SERVICES	2,000	2,057	3,000	3,000	-
43110	MEDICAL SERVICES	15,000	12,405	20,000	30,000	10,000
43133	COMPUTER SUPPORT	500		500	500	-
43310	REPAIRS & MAINTENANCE				700	700
43320	SERVICE CONTRACTS	45,000	12,378	50,000	55,000	5,000
43330	MAINT & REP.-MACH & EQUIP	500		500	500	-
43336	MAINT & REP.-RADIO EQUIP				500	500
43360	MAINT & REP.-BLDGS & GNDS	500		500	5,000	4,500
43600	ADVERTISING	2,000	4,475	7,000	7,000	-
TOTAL PURCHASED SERVICES		65,500	6,559	81,500	102,200	20,700
44200	C.G. - PARTS AND LABOR	831,200	628,941	899,800	949,700	49,900
44300	CENTRAL STORES	500	102	500	500	-
44310	C.G. - FUEL	226,600	305,404	322,500	322,500	-
TOTAL INTERNAL SERVICES		1,058,300	934,447	1,222,800	1,272,700	49,900
45110	ELECTRICITY	4,000	1,925	4,000	4,000	-
45230	TELECOMMUNICATIONS	2,000	425	2,000	2,000	-
45305	PROPERTY/LIABILITY INS.				68,310	68,310



CITY OF HARRISONBURG, VA  
EXPENDITURE BUDGET

FUND - 1118 - SCHOOL TRANSPORTATION FUND  
 FUNCTION - 600 - SCHOOL TRANSPORTATION  
 ACTIVITY - 6302 - PUPIL TRANSPORTATION  
 DEPARTMENT - 622081 - SCHOOL BUSES

ACCOUNT-----	TITLE -----	----- 2021-2022 -----	----- 2022-2023 -----	----- 2023-2024 -----	NET	
		BUDGET	ACTUAL	BUDGET	PROPOSED	CHANGE
45350	VEHICLE & EQUIPMENT INS.	48,960	47,532	54,570		(54,570)
45370	PUB.OFFICIAL LIABILITY IN	7,800	8,111	8,300		(8,300)
45380	GENERAL LIABILITY INS.	3,010	3,100	3,010		(3,010)
45394	RETIREE H'CARE BENEFIT	3,480	870			-
45530	TRAINING & TRAVEL	6,000	6,512	6,000	7,000	1,000
45810	DUES & MEMBERSHIPS	500		500	500	-
TOTAL OTHER CHARGES		75,750	68,476	78,380	81,810	3,430
46010	OFFICE SUPPLIES	500	147	500	500	-
46140	OTHER OPERATING SUPPLIES	10,000	7,188	10,000	12,000	2,000
TOTAL MATERIALS & SUPPLIES		10,500	7,335	10,500	12,500	2,000
TOTAL OTHER OPERATING EXPENSES		1,924,095	1,529,932	2,302,632	2,352,271	49,639
48254	SCHOOL BUSES	400,000		450,000	600,000	150,000
48271	EDP EQUIPMENT	25,761	19,801	3,000	30,000	27,000
TOTAL CAPITAL OUTLAY		425,761	19,801	453,000	630,000	177,000
TOTAL CAPITAL OUTLAY		425,761	19,801	453,000	630,000	177,000
49311	RES.FOR SALARY INCREASE				364,000	364,000
TOTAL RESERVES					364,000	364,000
TOTAL OTHER USES OF FUNDS					364,000	364,000
TOTAL SCHOOL BUSES		4,263,374	3,359,507	4,801,223	5,415,839	614,616

CITY OF HARRISONBURG, VA  
EXPENDITURE BUDGET

FUND - 1118 - SCHOOL TRANSPORTATION FUND  
 FUNCTION - 600 - SCHOOL TRANSPORTATION  
 ACTIVITY - 6302 - PUPIL TRANSPORTATION  
 DEPARTMENT - 632081 - FIELD TRIPS & CHARTERS

ACCOUNT-----	TITLE -----	----- 2021-2022 -----	----- 2022-2023 -----	----- 2023-2024 -----	NET
		BUDGET	ACTUAL	PROPOSED	CHANGE
41010	SALARIES & WAGES-REG.	65,658	30,072	70,151	1,532
41020	SALARIES & WAGES-O/T	22,000	4,381	22,900	(11,450)
41030	PT SALARIES & WAGES-REG	28,675	27,413	26,690	4,210
41040	PT SALARIES & WAGES-O/T	400	488	400	-
41200	INCENTIVE PAYMENT	6,000	9,000		-
TOTAL PERSONAL SERVICES		122,733	71,354	120,141	(5,708)
TOTAL PERSONAL SERVICES		122,733	71,354	120,141	(5,708)
42010	FICA	9,389	5,237	9,191	(436)
42020	RETIREMENT - VRS	6,320	2,501	7,740	(2,468)
42050	HEALTH INSURANCE	15,072	3,834	12,718	(7,908)
42060	LIFE INSURANCE - VRS	660	261	705	(224)
42070	DISABILITY (VLDP)	104	86	198	(27)
42080	DENTAL INSURANCE	248	146	184	(46)
42110	WORKER'S COMP.	2,451	416	964	(221)
TOTAL FRINGE BENEFITS		34,244	12,481	31,700	(11,330)
43100	PROFESSIONAL SERVICES	200	279	200	1,800
43110	MEDICAL SERVICES	300	340	500	1,500
43320	SERVICE CONTRACTS		92	200	1,300
43600	ADVERTISING	200	799	700	300
TOTAL PURCHASED SERVICES		700	1,509	1,600	4,900
44200	C.G. - PARTS AND LABOR	33,800	32,936	39,200	2,400
44310	C.G. - FUEL	11,400	14,241	16,200	-
TOTAL INTERNAL SERVICES		45,200	47,177	55,400	2,400
45230	TELECOMMUNICATIONS	350	256	400	600
45305	PROPERTY/LIABILITY INS.			10,490	10,490
45350	VEHICLE & EQUIPMENT INS.	8,600	8,349	9,590	(9,590)
45370	PUB.OFFICIAL LIABILITY IN	480	499	510	(510)
45380	GENERAL LIABILITY INS.	180	185	180	(180)
TOTAL OTHER CHARGES		9,610	9,289	10,680	810
46140	OTHER OPERATING SUPPLIES	150	16	150	50
TOTAL MATERIALS & SUPPLIES		150	16	150	50
TOTAL OTHER OPERATING EXPENSES		89,904	70,472	99,530	(3,170)

04/11/2023

CITY OF HARRISONBURG, VA  
EXPENDITURE BUDGET

FUND - 1118 - SCHOOL TRANSPORTATION FUND  
FUNCTION - 600 - SCHOOL TRANSPORTATION  
ACTIVITY - 6302 - PUPIL TRANSPORTATION  
DEPARTMENT - 632081 - FIELD TRIPS & CHARTERS

ACCOUNT-----	TITLE -----	-----	2021-2022 -----	2022-2023	2023-2024	NET
		BUDGET	ACTUAL	BUDGET	PROPOSED	CHANGE
TOTAL FIELD TRIPS & CHARTERS		212,637	141,826	219,671	210,793	(8,878)

CITY OF HARRISONBURG, VA  
EXPENDITURE BUDGET

FUND - 1118 - SCHOOL TRANSPORTATION FUND  
FUNCTION - 600 - SCHOOL TRANSPORTATION  
ACTIVITY - 6302 - PUPIL TRANSPORTATION  
DEPARTMENT - 662081 - ADMINISTRATION

ACCOUNT-----	TITLE -----	----- 2021-2022 -----	----- 2022-2023 -----	----- 2023-2024 -----	NET
		BUDGET	ACTUAL	PROPOSED	CHANGE
41010	SALARIES & WAGES-REG.	273,718	259,118	302,478	1,803
41020	SALARIES & WAGES-O/T	10,951	18,792	18,078	1,225
41030	PT SALARIES & WAGES-REG	13,974	5,590	19,148	(182)
41040	PT SALARIES & WAGES-O/T	2,955	1,110	2,955	-
41050	ANNUAL LEAVE - SEPARATION	700	827	1,575	-
41051	SICK LEAVE - SEPARATION	700	1,750	1,750	-
41053	ANNUAL LEAVE - PAYOUT		611		-
41054	PTO - PAYOUT		507		-
41060	PTO - SEPARATION	700		1,225	175
41200	INCENTIVE PAYMENT	14,490	14,490		-
	TOTAL PERSONAL SERVICES	318,188	302,794	347,209	3,021
	TOTAL PERSONAL SERVICES	318,188	302,794	347,209	3,021
42010	FICA	24,342	21,650	26,562	231
42020	RETIREMENT - VRS	35,172	31,853	44,496	264
42050	HEALTH INSURANCE	32,520	33,045	39,700	(1,794)
42060	LIFE INSURANCE - VRS	3,641	3,348	4,053	24
42070	DISABILITY (VLDP)	744	655	826	89
42080	DENTAL INSURANCE	852	788	907	(1)
42090	UNEMPLOYMENT	1,050	80	1,260	20
42110	WORKER'S COMP.	1,608	1,108	1,233	91
	TOTAL FRINGE BENEFITS	99,929	92,527	119,037	(1,076)
43100	PROFESSIONAL SERVICES	270	115	285	65
43110	MEDICAL SERVICES	275	158	315	65
43120	ACCOUNTING & AUDITING	2,625	2,625	2,780	440
43133	COMPUTER SUPPORT	10,440	54	10,500	-
43320	SERVICE CONTRACTS	28,700	35,375	29,225	1,575
43330	MAINT & REP.-MACH & EQUIP	1,925	1,268	2,450	40
43360	MAINT & REP.-BLDGS & GNDS	6,825	3,711	7,175	1,045
43600	ADVERTISING	700	769	1,610	200
	TOTAL PURCHASED SERVICES	51,760	44,074	54,340	3,430
44200	C.G. - PARTS AND LABOR	1,470	2,315	1,610	1,020
44300	CENTRAL STORES	2,100	1,033	2,275	(85)
44310	C.G. - FUEL	560	1,097	800	-
	TOTAL INTERNAL SERVICES	4,130	4,445	4,685	935
45110	ELECTRICITY	24,675	16,056	24,850	1,750
45120	HEATING	475	217	490	50
45130	WATER & SEWER	740	1,020	1,155	85
45210	POSTAGE	360	289	490	-

CITY OF HARRISONBURG, VA  
EXPENDITURE BUDGET

FUND - 1118 - SCHOOL TRNSPORTATION FUND  
 FUNCTION - 600 - SCHOOL TRANSPORTATION  
 ACTIVITY - 6302 - PUPIL TRANSPORTATION  
 DEPARTMENT - 662081 - ADMINISTRATION

ACCOUNT-----	TITLE -----	----- 2021-2022 -----	----- 2022-2023 -----	----- 2023-2024 -----	NET	
		BUDGET	ACTUAL	BUDGET	PROPOSED	CHANGE
45230	TELECOMMUNICATIONS	2,135	4,429	3,830	4,100	270
45305	PROPERTY/LIABILITY INS.				2,940	2,940
45340	PROPERTY INSURANCE	575	522	600		(600)
45350	VEHICLE & EQUIPMENT INS.	345	369	380		(380)
45370	PUB.OFFICIAL LIABILITY IN	1,060	1,154	1,125		(1,125)
45380	GENERAL LIABILITY INS.	410	443	410		(410)
45410	LEASE/RENT OF EQUIPMENT	7,700	6,840	7,875	10,850	2,975
45530	TRAINING & TRAVEL	4,480	54	4,515	4,900	385
45810	DUES & MEMBERSHIPS	695	291	700	730	30
TOTAL OTHER CHARGES		43,650	31,685	46,420	52,390	5,970
46010	OFFICE SUPPLIES	3,165	1,436	3,180	4,070	890
46070	REPAIR & MAINT. SUPPLIES	340		350	350	-
46110	UNIFORMS	3,615	1,513	3,675	4,270	595
46120	BOOKS & SUBSCRIPTIONS	70	104	90	90	-
46140	OTHER OPERATING SUPPLIES	12,950	12,184	13,300	13,300	-
46170	EMS/MEDICAL SUPPLIES	700	246	700	770	70
TOTAL MATERIALS & SUPPLIES		20,840	15,483	21,295	22,850	1,555
TOTAL OTHER OPERATING EXPENSES		220,309	188,215	245,777	256,591	10,814
48121	FURNITURE & FIXTURES				16,100	16,100
48271	EDP EQUIPMENT	3,039	5,328	5,000	7,170	2,170
TOTAL CAPITAL OUTLAY		3,039	5,328	5,000	23,270	18,270
TOTAL CAPITAL OUTLAY		3,039	5,328	5,000	23,270	18,270
TOTAL ADMINISTRATION		541,536	496,336	597,986	630,091	32,105
TOTAL SCHOOL TRNSPORTATION FUND		5,017,547	3,997,669	5,618,880	6,256,723	637,843

CITY OF HARRISONBURG, VA  
EXPENDITURE BUDGET

FUND - 1310 - GENERAL CAPITAL PROJECTS  
 FUNCTION - 900 - NON-DEPARTMENTAL  
 ACTIVITY - 9100 - CAPITAL PROJECTS  
 DEPARTMENT - 910111 - CAPITAL PROJECTS

ACCOUNT-----	TITLE -----	----- 2021-2022 -----		2022-2023	2023-2024	NET
		BUDGET	ACTUAL			
48758	JAIL/COURTS HVAC				450,000	450,000
48774	SHELTER				2,500,000	2,500,000
TOTAL CAPITAL PROJECTS					2,950,000	2,950,000
TOTAL CAPITAL OUTLAY					2,950,000	2,950,000
TOTAL CAPITAL PROJECTS					2,950,000	2,950,000

CITY OF HARRISONBURG, VA  
EXPENDITURE BUDGET

FUND - 1310 - GENERAL CAPITAL PROJECTS  
 FUNCTION - 900 - NON-DEPARTMENTAL  
 ACTIVITY - 9100 - CAPITAL PROJECTS  
 DEPARTMENT - 910141 - CAPITAL PROJECTS (PW)

ACCOUNT	TITLE	----- 2021-2022 -----	----- 2022-2023 -----	2023-2024	NET	
		BUDGET	ACTUAL	BUDGET	PROPOSED	CHANGE
48609	PARK ROAD IMPROVEMENTS	107,645	93,748			-
48612	MLK JR WAY BRIDGE	1,857,303	25,348			-
48613	SMITHLAND RD ATHL COMPLEX	307,489	140,010			-
48616	CTY WIDE DRAINAGE PROGRAM	64,617				-
48617	PORT REPUBLIC RD ST IMP	6,812,710			350,000	350,000
48619	EAST MKT ST SAFETY IMPROV	72,255				-
48640	TRAFFIC CALMING PROJECTS	49,220	19,252	50,000		(50,000)
48655	COUNTRY CLUB RD-RAILROAD	26,500				-
48656	COUNTRY CLUB IMPROVEMENTS	110,016	16,584			-
48659	RESERVOIR STREET PROJECT	133,837				-
48664	GCR/HP SHARED USE PATH	3,895,519	1,757,469			-
48675	FEDERAL STREET IMPROVMNTS	539,975	38,928			-
48693	NEW HIGH SCHOOL	6,156,086	841,859			-
48698	CITY HALL PROJECT	225,000				-
48718	SOUTH MAIN ST IMPROVEMENT	2,592,827				-
48726	CHICAGO AVE/MT CLINTON PI	1,232,617	66,875			-
48731	NORTHEND GREENWAY	244,209	2,136			-
48740	IT STRATEGIC PLAN	32,737				-
48741	THOMAS HARRISON HOUSE	197,547				-
48742	FIRE STATION RENOVATIONS	2,065,785	146,937			-
48743	MUNICIPAL BLDG RENOVATION	27,641		75,000	5,000,000	4,925,000
48755	CAD/DMS PROJECT	323,786	58,464			-
48762	KIDS CASTLE	525,000				-
48764	COURT RENOVATIONS	219,882	178,152			-
48765	HRCSB PROJECT	1,131,006	1,131,006			-
48766	CALE TRAIL	436,851	343,518			-
48768	UNIV BLVD REALIGNMENT	8,947,500	369,579			-
48769	DOGWOOD DRIVE CULVERT	100,000		500,000		(500,000)
48771	UNIV BLVD_EVELYN BYRD AV	3,515,278				-
48772	S MAIN ST_I-81 EXIT 243	5,031,025				-
48773	NORTH MAIN ST SIDEWALKS	2,441,077				-
48775	PUBLIC WORKS BUILDING			6,300,000		(6,300,000)
TOTAL CAPITAL PROJECTS		49,422,942	5,229,863	6,925,000	5,350,000	(1,575,000)
TOTAL CAPITAL OUTLAY		49,422,942	5,229,863	6,925,000	5,350,000	(1,575,000)
TOTAL CAPITAL PROJECTS (PW)		49,422,942	5,229,863	6,925,000	5,350,000	(1,575,000)
TOTAL GENERAL CAPITAL PROJECTS		49,422,942	5,229,863	6,925,000	8,300,000	1,375,000

CITY OF HARRISONBURG, VA  
EXPENDITURE BUDGET

FUND - 1311 - SCHOOL CAPITAL PROJECTS  
 FUNCTION - 900 - NON-DEPARTMENTAL  
 ACTIVITY - 9100 - CAPITAL PROJECTS  
 DEPARTMENT - 910114 - CAPITAL PROJECTS

ACCOUNT-----	TITLE -----	----- 2021-2022 -----		2022-2023	2023-2024	NET
		BUDGET	ACTUAL	BUDGET	PROPOSED	CHANGE
48693	NEW HIGH SCHOOL	91,810,079	41,400,872	600,000	3,000,000	2,400,000
TOTAL CAPITAL PROJECTS		91,810,079	41,400,872	600,000	3,000,000	2,400,000
TOTAL CAPITAL OUTLAY		91,810,079	41,400,872	600,000	3,000,000	2,400,000
TOTAL CAPITAL PROJECTS		91,810,079	41,400,872	600,000	3,000,000	2,400,000
TOTAL SCHOOL CAPITAL PROJECTS		91,810,079	41,400,872	600,000	3,000,000	2,400,000



CITY OF HARRISONBURG, VA  
EXPENDITURE BUDGET

FUND - 1316 - ECC CAPITAL PROJECTS  
 FUNCTION - 900 - NON-DEPARTMENTAL  
 ACTIVITY - 9100 - CAPITAL PROJECTS  
 DEPARTMENT - 910132 - CAPITAL PROJECTS

ACCOUNT-----	TITLE -----	----- 2021-2022 -----		2022-2023	2023-2024	NET
		BUDGET	ACTUAL	BUDGET	PROPOSED	CHANGE
48610	RADIO SYSTEM	1,344,525	20,531	650,000	200,000	(450,000)
48755	CAD/DMS PROJECT	323,767	147,433			-
48763	E-911 SYSTEM	614,674	502,411			-
48767	ECC BACKUP SITE	700,000	280,059			-
48784	ECC HVAC				400,000	400,000
TOTAL CAPITAL PROJECTS		2,982,966	950,434	650,000	600,000	(50,000)
TOTAL CAPITAL OUTLAY		2,982,966	950,434	650,000	600,000	(50,000)
TOTAL CAPITAL PROJECTS		2,982,966	950,434	650,000	600,000	(50,000)
TOTAL ECC CAPITAL PROJECTS		2,982,966	950,434	650,000	600,000	(50,000)

CITY OF HARRISONBURG, VA  
EXPENDITURE BUDGET

FUND - 1321 - WATER CAPITAL PROJECTS  
 FUNCTION - 900 - NON-DEPARTMENTAL  
 ACTIVITY - 9100 - CAPITAL PROJECTS  
 DEPARTMENT - 910161 - CAPITAL PROJECTS

ACCOUNT-----	TITLE -----	BUDGET	ACTUAL	BUDGET	PROPOSED	NET CHANGE
		----- 2021-2022 -----	-----	2022-2023	2023-2024	
48621	WESTERN RAW WATER LINE	398,478	71,373	500,000	500,000	-
48654	EASTERN SOURCE DEVELOPMEN	28,182,618	2,211,080			-
48670	WESTERN POTABLE WATER SYS	1,080,970		400,000	200,000	(200,000)
48688	PMPING, STORGE & MONTORNG	1,047,759	14,098	225,000	35,000	(190,000)
48732	TRANSMISSION-DISTRIBUTION	1,680,196	532,456	1,000,000	800,000	(200,000)
48733	WTP ASSETS	286,776	3,760	280,244	20,000	(260,244)
48734	METERING	1,095,865	87,160	520,000	25,000	(495,000)
48740	IT STRATEGIC PLAN	209,318	48,543			-
48757	FACILITIES	230,597		112,415	26,627	(85,788)
TOTAL CAPITAL PROJECTS		34,212,577	2,968,471	3,037,659	1,606,627	(1,431,032)
TOTAL CAPITAL OUTLAY		34,212,577	2,968,471	3,037,659	1,606,627	(1,431,032)
49241	TR TO WATER FUND	421,323	421,323			-
TOTAL FUND TRANSFERS		421,323	421,323			-
TOTAL OTHER USES OF FUNDS		421,323	421,323			-
TOTAL CAPITAL PROJECTS		34,633,900	3,389,794	3,037,659	1,606,627	(1,431,032)
TOTAL WATER CAPITAL PROJECTS		34,633,900	3,389,794	3,037,659	1,606,627	(1,431,032)

CITY OF HARRISONBURG, VA  
EXPENDITURE BUDGET

FUND - 1322 - SEWER CAPITAL PROJECTS  
 FUNCTION - 900 - NON-DEPARTMENTAL  
 ACTIVITY - 9100 - CAPITAL PROJECTS  
 DEPARTMENT - 911161 - CAPITAL PROJECTS

ACCOUNT-----	TITLE -----	----- 2021-2022 -----		2022-2023	2023-2024	NET
		BUDGET	ACTUAL	BUDGET	PROPOSED	CHANGE
48641	BLACKS RUN INTERCEPTOR	1,365,019	56,253	50,000	100,000	50,000
48734	METERING	1,000,000		527,663	150,000	(377,663)
48735	COLLECTION & TRANSMISSION	1,909,868	670,467	850,000	800,000	(50,000)
48736	PUMPING & MONITORING	354,799	68,395	300,000	20,000	(280,000)
48740	IT STRATEGIC PLAN	259,711	110,177			-
48757	FACILITIES	334,886		186,644	3,666	(182,978)
TOTAL CAPITAL PROJECTS		5,224,284	905,292	1,914,307	1,073,666	(840,641)
TOTAL CAPITAL OUTLAY		5,224,284	905,292	1,914,307	1,073,666	(840,641)
TOTAL CAPITAL PROJECTS		5,224,284	905,292	1,914,307	1,073,666	(840,641)
TOTAL SEWER CAPITAL PROJECTS		5,224,284	905,292	1,914,307	1,073,666	(840,641)

CITY OF HARRISONBURG, VA  
EXPENDITURE BUDGET

FUND - 1324 - SANITATION CAP. PROJECTS  
 FUNCTION - 900 - NON-DEPARTMENTAL  
 ACTIVITY - 9100 - CAPITAL PROJECTS  
 DEPARTMENT - 910142 - CAPITAL PROJECTS

ACCOUNT-----	TITLE -----	----- 2021-2022 -----	2022-2023	2023-2024	NET
		BUDGET	ACTUAL	PROPOSED	CHANGE
48681	CITY LANDFILL	332,173			-
48684	R'HAM COUNTY LANDFILL			2,697,965	2,697,965
TOTAL CAPITAL PROJECTS		332,173		2,697,965	2,697,965
TOTAL CAPITAL OUTLAY		332,173		2,697,965	2,697,965
TOTAL CAPITAL PROJECTS		332,173		2,697,965	2,697,965
TOTAL SANITATION CAP. PROJECTS		332,173		2,697,965	2,697,965

CITY OF HARRISONBURG, VA  
EXPENDITURE BUDGET

FUND - 1328 - STMWTR CAP PROJECTS  
 FUNCTION - 900 - NON-DEPARTMENTAL  
 ACTIVITY - 9100 - CAPITAL PROJECTS  
 DEPARTMENT - 910541 - CAPITAL PROJECTS

ACCOUNT-----	TITLE -----	----- 2021-2022 -----		2022-2023	2023-2024	NET
		BUDGET	ACTUAL	BUDGET	PROPOSED	CHANGE
48748	VMRC EXTENDED RETENTION	625,807			358,500	358,500
48749	MTN VIEW DR STREAM RESTOR	2,038,192	124,786			-
48752	NEG STREAM RESTORATION	294,867	294,867			-
48770	BR STREAM RESTORATION	3,906,376	460,006			-
TOTAL CAPITAL PROJECTS		6,865,241	879,659		358,500	358,500
TOTAL CAPITAL OUTLAY		6,865,241	879,659		358,500	358,500
TOTAL CAPITAL PROJECTS		6,865,241	879,659		358,500	358,500
TOTAL STMWTR CAP PROJECTS		6,865,241	879,659		358,500	358,500

CITY OF HARRISONBURG, VA  
EXPENDITURE BUDGET

FUND - 2011 - WATER FUND  
 FUNCTION - 3020 - WATER FUND  
 ACTIVITY - 312061 - ADMINISTRATION  
 DEPARTMENT - 0000 - ADMINISTRATION  
 DEPT/FUND - 312061 - ADMINISTRATION

ACCOUNT-----	TITLE -----	----- 2021-2022 -----	----- 2022-2023 -----	----- 2023-2024 -----	NET
		BUDGET	ACTUAL	PROPOSED	CHANGE
41010	SALARIES & WAGES-REG.	307,137	291,472	535,184	(18,285)
41030	PT SALARIES & WAGES-REG	8,237	2,729	15,875	15,138
41050	ANNUAL LEAVE - SEPARATION			1,000	(1,000)
41051	SICK LEAVE - SEPARATION			1,000	(1,000)
41053	ANNUAL LEAVE - PAYOUT		3,183		-
41200	INCENTIVE PAYMENT	12,000	12,000		-
TOTAL PERSONAL SERVICES		327,374	309,384	553,059	(5,147)
TOTAL PERSONAL SERVICES		327,374	309,384	553,059	(5,147)
42010	FICA	30,170	22,940	42,309	(394)
42020	RETIREMENT - VRS	48,077	35,965	78,726	(2,690)
42050	HEALTH INSURANCE	26,002	16,659	62,311	8,512
42060	LIFE INSURANCE - VRS	5,013	3,751	7,171	(245)
42070	DISABILITY (VLDP)	480		1,046	(103)
42080	DENTAL INSURANCE	702	468	1,092	-
42110	WORKER'S COMP.	2,234	1,369	2,453	1,665
TOTAL FRINGE BENEFITS		112,678	81,152	195,108	6,745
43100	PROFESSIONAL SERVICES	12,150	11,354	14,000	2,500
43110	MEDICAL SERVICES	4,000	1,912	4,000	-
43320	SERVICE CONTRACTS	4,300	2,129	4,300	-
43600	ADVERTISING	1,000		1,000	-
43610	CONSUMER CONFIDENCE REPT.	4,550	4,422	4,550	1,450
TOTAL PURCHASED SERVICES		26,000	19,818	27,850	3,950
44200	C.G. - PARTS AND LABOR	2,000	4,010	2,300	2,400
44310	C.G. - FUEL	2,200	2,758	3,100	-
TOTAL INTERNAL SERVICES		4,200	6,768	5,400	2,400
45210	POSTAGE	400	422	400	-
45220	MESSENGER SVS./PACKAGES	50		50	-
45305	PROPERTY/LIABILITY INS.			8,930	8,930
45310	BOILER & MACHINERY INS.	860	786	900	(900)
45350	VEHICLE & EQUIPMENT INS.	360	350	400	(400)
45360	SURETY BONDS	5	6	10	(10)
45370	PUB.OFFICIAL LIABILITY IN	860	894	920	(920)
45380	GENERAL LIABILITY INS.	5,780	5,952	5,780	(5,780)
45410	LEASE/RENT OF EQUIPMENT	4,500	3,680	4,500	-
45530	TRAINING & TRAVEL	5,000	1,516	5,000	-
45540	EDUCATION	3,000		3,000	-
45810	DUES & MEMBERSHIPS	6,000	721	6,000	-
45880	SDWA OPERATING FUND	48,200	49,047	48,200	-

CITY OF HARRISONBURG, VA  
EXPENDITURE BUDGET

FUND - 2011 - WATER FUND  
 FUNCTION - 3020 - WATER FUND  
 ACTIVITY - 312061 - ADMINISTRATION  
 DEPARTMENT - 0000 - ADMINISTRATION  
 DEPT/FUND - 312061 - ADMINISTRATION

ACCOUNT-----	TITLE -----	----- 2021-2022 -----		2022-2023	2023-2024	NET CHANGE
		BUDGET	ACTUAL	BUDGET	PROPOSED	
TOTAL OTHER CHARGES		75,015	63,374	75,160	76,080	920
46010	OFFICE SUPPLIES	2,000	1,703	2,000	2,000	-
46110	UNIFORMS	600	300	600	600	-
46120	BOOKS & SUBSCRIPTIONS	200	156	200	200	-
46140	OTHER OPERATING SUPPLIES	5,000	2,625	5,000	5,000	-
TOTAL MATERIALS & SUPPLIES		7,800	4,783	7,800	7,800	-
TOTAL OTHER OPERATING EXPENSES		225,693	175,895	311,318	325,333	14,015
TOTAL ADMINISTRATION		553,067	485,279	864,377	873,245	8,868

CITY OF HARRISONBURG, VA  
EXPENDITURE BUDGET

FUND - 2011 - WATER FUND

FUNCTION - 3020 - WATER FUND

ACTIVITY - 322061 - PUMPING, STORAGE &amp; MONITOR

DEPARTMENT - 0000 - PUMPING, STORAGE &amp; MONITOR

DEPT/FUND - 322061 - PUMPING, STORAGE &amp; MONITOR

ACCOUNT-----	TITLE -----	----- 2021-2022 -----	----- 2022-2023 -----	----- 2023-2024 -----	NET	
		BUDGET	ACTUAL	BUDGET	PROPOSED	CHANGE
41010	SALARIES & WAGES-REG.	218,683	220,294	229,632	224,852	(4,780)
41017	STAND BY PAY	8,000	11,541	8,627	8,627	-
41020	SALARIES & WAGES-O/T		2,355	4,485	1,153	(3,332)
41027	STANDBY & BLENDED - OT	7,000	2,806	8,969	3,074	(5,895)
41050	ANNUAL LEAVE - SEPARATION			1,000		(1,000)
41051	SICK LEAVE - SEPARATION			1,000		(1,000)
41200	INCENTIVE PAYMENT	12,000	12,000			-
TOTAL PERSONAL SERVICES		245,683	248,997	253,713	237,706	(16,007)
TOTAL PERSONAL SERVICES		245,683	248,997	253,713	237,706	(16,007)
42010	FICA	18,794	18,067	19,409	18,185	(1,224)
42020	RETIREMENT - VRS	28,100	27,156	33,779	33,076	(703)
42050	HEALTH INSURANCE	28,762	28,590	33,515	39,644	6,129
42060	LIFE INSURANCE - VRS	2,930	2,832	3,077	3,013	(64)
42070	DISABILITY (VLDP)	1,048	1,120	956	1,020	64
42080	DENTAL INSURANCE	624	455	546	546	-
42110	WORKER'S COMP.	5,875	5,447	5,980	6,397	417
TOTAL FRINGE BENEFITS		86,133	83,667	97,262	101,881	4,619
43310	REPAIRS & MAINTENANCE	7,000	751	7,000	7,000	-
43320	SERVICE CONTRACTS	42,400	30,265	37,600	47,932	10,332
43331	MAINT & REP.-PUMPS & MACH	9,000	205	9,000	9,000	-
43891	FEDERAL FEES	7,000	11,561	7,000	7,000	-
TOTAL PURCHASED SERVICES		65,400	42,781	60,600	70,932	10,332
45110	ELECTRICITY	353,000	353,089	360,000	400,000	40,000
45120	HEATING		504			-
45305	PROPERTY/LIABILITY INS.				28,070	28,070
45310	BOILER & MACHINERY INS.	2,730	2,496	2,830		(2,830)
45330	FLOOD INSURANCE	29,650	21,637	29,650		(29,650)
45340	PROPERTY INSURANCE	19,570	17,611	20,060		(20,060)
45350	VEHICLE & EQUIPMENT INS.	180	175	190		(190)
45370	PUB.OFFICIAL LIABILITY IN	400	416	430		(430)
45380	GENERAL LIABILITY INS.	2,700	2,781	2,700		(2,700)
45394	RETIREE H'CARE BENEFIT	3,720	3,720	3,720	310	(3,410)
45530	TRAINING & TRAVEL	7,000	10,641	7,000	7,000	-
45850	FREIGHT & DRAYAGE	596	182	596	596	-
TOTAL OTHER CHARGES		419,546	413,251	427,176	435,976	8,800
46070	REPAIR & MAINT. SUPPLIES	5,000	2,425	5,000	5,000	-
46061	MATERIALS - PUMPS	8,000	4,173	8,000	8,000	-
46062	MATERIALS - SCADA	8,000	2,315	8,000	8,000	-



CITY OF HARRISONBURG, VA  
EXPENDITURE BUDGET

FUND - 2011 - WATER FUND

FUNCTION - 3020 - WATER FUND

ACTIVITY - 322061 - PUMPING, STORAGE & MONITOR

DEPARTMENT - 0000 - PUMPING, STORAGE & MONITOR

DEPT/FUND - 322061 - PUMPING, STORAGE & MONITOR

ACCOUNT-----	TITLE -----	----- 2021-2022 -----	----- 2022-2023 -----	----- 2023-2024 -----	NET	
		BUDGET	ACTUAL	BUDGET	PROPOSED	CHANGE
46063	MATERIALS - GENERAL	12,000	13,615	12,000	12,000	-
46080	POWERED EQUIPMENT FUELS	3,000	2,908	3,000	3,000	-
46140	OTHER OPERATING SUPPLIES	9,000	12,640	9,000	9,000	-
TOTAL MATERIALS & SUPPLIES		45,000	38,076	45,000	45,000	-
TOTAL OTHER OPERATING EXPENSES		616,079	577,774	630,038	653,789	23,751
TOTAL PUMPING, STORAGE & MONITOR		861,762	826,771	883,751	891,495	7,744

CITY OF HARRISONBURG, VA  
EXPENDITURE BUDGET

FUND - 2011 - WATER FUND

FUNCTION - 3020 - WATER FUND

ACTIVITY - 332061 - TRANSMISSION-DISTRIBUTION

DEPARTMENT - 0000 - TRANSMISSION-DISTRIBUTION

DEPT/FUND - 332061 - TRANSMISSION-DISTRIBUTION

ACCOUNT-----	TITLE -----	----- 2021-2022 -----	----- 2022-2023 -----	----- 2023-2024 -----	NET	
		BUDGET	ACTUAL	BUDGET	PROPOSED	CHANGE
41010	SALARIES & WAGES-REG.	526,559	543,844	584,894	584,111	(783)
41017	STAND BY PAY	12,000	12,652	12,941	12,940	(1)
41020	SALARIES & WAGES-O/T	10,000	12,516	8,860	8,816	(44)
41027	STANDBY & BLENDED - OT	20,000	11,926	28,351	23,508	(4,843)
41030	PT SALARIES & WAGES-REG	19,383	10,450	3,175	3,271	96
41040	PT SALARIES & WAGES-O/T		61			-
41050	ANNUAL LEAVE - SEPARATION			1,000		(1,000)
41051	SICK LEAVE - SEPARATION			1,000		(1,000)
41053	ANNUAL LEAVE - PAYOUT		951			-
41200	INCENTIVE PAYMENT	30,000	30,000			-
TOTAL PERSONAL SERVICES		617,942	622,401	640,221	632,646	(7,575)
TOTAL PERSONAL SERVICES		617,942	622,401	640,221	632,646	(7,575)
42010	FICA	47,272	44,050	48,977	48,397	(580)
42020	RETIREMENT - VRS	67,663	67,282	86,039	85,923	(116)
42050	HEALTH INSURANCE	96,638	95,656	103,240	110,136	6,896
42060	LIFE INSURANCE - VRS	7,056	7,016	7,838	7,827	(11)
42070	DISABILITY (VLDP)	621	821	1,438	1,566	128
42080	DENTAL INSURANCE	1,560	1,287	1,716	1,716	-
42110	WORKER'S COMP.	16,288	16,431	15,422	13,680	(1,742)
TOTAL FRINGE BENEFITS		237,098	232,543	264,670	269,245	4,575
43100	PROFESSIONAL SERVICES	4,000	20	4,000	4,000	-
43310	REPAIRS & MAINTENANCE	4,000	2,200	4,000	4,000	-
43890	STATE FEES AND PERMITS	750	1,010	750	750	-
TOTAL PURCHASED SERVICES		8,750	3,230	8,750	8,750	-
44300	CENTRAL STORES		402			-
44314	INVENTORY ADJ - UTILITIES	1,000		1,000	1,000	-
TOTAL INTERNAL SERVICES		1,000	402	1,000	1,000	-
45260	MISS UTILITY TRANSMISSION	7,000	7,053	7,000		(7,000)
45305	PROPERTY/LIABILITY INS.				11,380	11,380
45350	VEHICLE & EQUIPMENT INS.	110	107	120		(120)
45370	PUB.OFFICIAL LIABILITY IN	1,250	1,300	1,330		(1,330)
45380	GENERAL LIABILITY INS.	8,490	8,744	8,500		(8,500)
45410	LEASE/RENT OF EQUIPMENT	8,414	7,028	6,000	24,231	18,231
45530	TRAINING & TRAVEL	4,800		4,800	4,800	-
45850	FREIGHT & DRAYAGE	1,000	140	1,000	1,000	-
TOTAL OTHER CHARGES		31,064	24,372	28,750	41,411	12,661

CITY OF HARRISONBURG, VA  
EXPENDITURE BUDGET

FUND - 2011 - WATER FUND

FUNCTION - 3020 - WATER FUND

ACTIVITY - 332061 - TRANSMISSION-DISTRIBUTION

DEPARTMENT - 0000 - TRANSMISSION-DISTRIBUTION

DEPT/FUND - 332061 - TRANSMISSION-DISTRIBUTION

ACCOUNT-----	TITLE -----	----- 2021-2022 -----	----- 2022-2023 -----	----- 2023-2024 -----	NET	
		BUDGET	ACTUAL	BUDGET	PROPOSED	CHANGE
46070	REPAIR & MAINT. SUPPLIES	8,000	4,505	8,000	8,000	-
46073	MAINT&REP SUPP-PAVE.ASST.	2,000		2,000	2,000	-
46074	MAINT&REP SUPP-MAINS	120,000	77,731	120,000	120,000	-
46140	OTHER OPERATING SUPPLIES	10,000	7,780	11,000	11,000	-
TOTAL MATERIALS & SUPPLIES		140,000	90,017	141,000	141,000	-
TOTAL OTHER OPERATING EXPENSES		417,912	350,564	444,170	461,406	17,236
TOTAL TRANSMISSION-DISTRIBUTION		1,035,854	972,965	1,084,391	1,094,052	9,661

CITY OF HARRISONBURG, VA  
EXPENDITURE BUDGET

FUND - 2011 - WATER FUND

FUNCTION - 3020 - WATER FUND

ACTIVITY - 342061 - UTILITY BILLING-WATER

DEPARTMENT - 0000 - UTILITY BILLING-WATER

DEPT/FUND - 342061 - UTILITY BILLING-WATER

ACCOUNT-----	TITLE -----	----- 2021-2022 -----	----- 2022-2023 -----	----- 2023-2024 -----	NET	
		BUDGET	ACTUAL	BUDGET	PROPOSED	CHANGE
41010	SALARIES & WAGES-REG.	316,047	306,511	314,502	346,893	32,391
41020	SALARIES & WAGES-O/T		26			-
41030	PT SALARIES & WAGES-REG	15,496	3,238	11,311	8,632	(2,679)
41040	PT SALARIES & WAGES-O/T		5			-
41050	ANNUAL LEAVE - SEPARATION			1,000		(1,000)
41051	SICK LEAVE - SEPARATION			1,000		(1,000)
41053	ANNUAL LEAVE - PAYOUT		1,251			-
41200	INCENTIVE PAYMENT	21,000	21,000			-
TOTAL PERSONAL SERVICES		352,543	332,030	327,813	355,525	27,712
TOTAL PERSONAL SERVICES		352,543	332,030	327,813	355,525	27,712
42010	FICA	26,970	23,512	25,078	27,198	2,120
42020	RETIREMENT - VRS	40,612	38,123	46,263	51,029	4,766
42050	HEALTH INSURANCE	37,263	40,264	37,206	64,959	27,753
42060	LIFE INSURANCE - VRS	4,235	4,077	4,214	4,649	435
42070	DISABILITY (VLDP)	919	956	1,099	1,143	44
42080	DENTAL INSURANCE	1,092	780	936	1,092	156
42110	WORKER'S COMP.	280	205	187	2,174	1,987
TOTAL FRINGE BENEFITS		111,371	107,916	114,983	152,244	37,261
43310	REPAIRS & MAINTENANCE	300		300	200	(100)
43320	SERVICE CONTRACTS	750		750	750	-
43601	CONTRACT PRINTING/MAILING	80,000	66,182	80,000	90,000	10,000
43885	COURT COSTS	2,000	580	2,000	1,750	(250)
TOTAL PURCHASED SERVICES		83,050	66,762	83,050	92,700	9,650
45210	POSTAGE	2,000	1,979	2,000	2,500	500
45305	PROPERTY/LIABILITY INS.				6,180	6,180
45360	SURETY BONDS	20	23	20		(20)
45370	PUB.OFFICIAL LIABILITY IN	680	708	720		(720)
45380	GENERAL LIABILITY INS.	4,660	4,800	4,660		(4,660)
45410	LEASE/RENT OF EQUIPMENT	4,500	904	4,500	4,500	-
45530	TRAINING & TRAVEL	1,500	418	1,500	1,500	-
45540	EDUCATION	500		500	500	-
45806	CASH SHORTAGES	200		200	200	-
TOTAL OTHER CHARGES		14,060	8,832	14,100	15,380	1,280
46010	OFFICE SUPPLIES	2,000	1,116	2,000	2,000	-
46110	UNIFORMS	1,300		1,300	1,350	50
46140	OTHER OPERATING SUPPLIES	938	22	938	930	(8)
TOTAL MATERIALS & SUPPLIES		4,238	1,138	4,238	4,280	42

04/11/2023

CITY OF HARRISONBURG, VA  
EXPENDITURE BUDGET

FUND - 2011 - WATER FUND  
FUNCTION - 3020 - WATER FUND  
ACTIVITY - 342061 - UTILITY BILLING-WATER  
DEPARTMENT - 0000 - UTILITY BILLING-WATER  
DEPT/FUND - 342061 - UTILITY BILLING-WATER

ACCOUNT-----	TITLE -----	-----	2021-2022 -----	2022-2023	2023-2024	NET
		BUDGET	ACTUAL	BUDGET	PROPOSED	CHANGE
TOTAL OTHER OPERATING EXPENSES		212,719	184,649	216,371	264,604	48,233
TOTAL UTILITY BILLING-WATER		565,262	516,679	544,184	620,129	75,945

CITY OF HARRISONBURG, VA  
EXPENDITURE BUDGET

FUND - 2011 - WATER FUND

FUNCTION - 3020 - WATER FUND

ACTIVITY - 352061 - MISCELLANEOUS

DEPARTMENT - 0000 - MISCELLANEOUS

DEPT/FUND - 352061 - MISCELLANEOUS

ACCOUNT-----	TITLE -----	----- 2021-2022 -----		2022-2023	2023-2024	NET
		BUDGET	ACTUAL	BUDGET	PROPOSED	CHANGE
43120	ACCOUNTING & AUDITING	10,500	10,500	11,130	12,450	1,320
43860	ROCKINGHAM COUNTY	24,500	18,096	24,500	24,500	-
TOTAL PURCHASED SERVICES		35,000	28,596	35,630	36,950	1,320
45355	INSURANCE DEDUCTIBLE	20,000		20,000	20,000	-
45881	WATER PURCH FROM OTHERS	500		500	500	-
TOTAL OTHER CHARGES		20,500		20,500	20,500	-
TOTAL OTHER OPERATING EXPENSES		55,500	28,596	56,130	57,450	1,320
48310	DEPRECIATION	1,723,200	1,723,200	1,766,700	1,831,800	65,100
TOTAL DEPRECIATION		1,723,200	1,723,200	1,766,700	1,831,800	65,100
TOTAL CAPITAL OUTLAY		1,723,200	1,723,200	1,766,700	1,831,800	65,100
49215	PROP. TAX-PUBLIC UTILITY	603,900	603,900	611,400	650,100	38,700
TOTAL FUND TRANSFERS		603,900	603,900	611,400	650,100	38,700
49311	RES.FOR SALARY INCREASE				213,000	213,000
TOTAL RESERVES					213,000	213,000
TOTAL OTHER USES OF FUNDS		603,900	603,900	611,400	863,100	251,700
TOTAL MISCELLANEOUS		2,382,600	2,355,696	2,434,230	2,752,350	318,120

CITY OF HARRISONBURG, VA  
EXPENDITURE BUDGET

FUND - 2011 - WATER FUND  
FUNCTION - 3020 - WATER FUND  
ACTIVITY - 362061 - PURIFICATION  
DEPARTMENT - 0000 - PURIFICATION  
DEPT/FUND - 362061 - PURIFICATION

ACCOUNT-----	TITLE -----	----- 2021-2022 -----	----- 2022-2023 -----	----- 2023-2024 -----	NET
		BUDGET	ACTUAL	PROPOSED	CHANGE
41010	SALARIES & WAGES-REG.	638,184	641,487	697,543	31,257
41020	SALARIES & WAGES-O/T	75,000	53,427	87,943	(16,182)
41030	PT SALARIES & WAGES-REG			8,135	14,460
41050	ANNUAL LEAVE - SEPARATION			1,000	(1,000)
41051	SICK LEAVE - SEPARATION			1,000	(1,000)
41060	PTO - SEPARATION		800		-
41200	INCENTIVE PAYMENT	33,000	33,000		-
TOTAL PERSONAL SERVICES		746,184	728,713	795,621	27,535
TOTAL PERSONAL SERVICES		746,184	728,713	795,621	27,535
42010	FICA	57,084	52,322	60,864	2,108
42020	RETIREMENT - VRS	82,007	77,087	102,608	4,599
42050	HEALTH INSURANCE	65,132	70,979	77,330	29,723
42060	LIFE INSURANCE - VRS	8,552	8,038	9,347	419
42070	DISABILITY (VLDP)	1,015	725	769	113
42080	DENTAL INSURANCE	1,716	1,404	1,716	-
42110	WORKER'S COMP.	19,325	18,703	17,601	(4,439)
TOTAL FRINGE BENEFITS		234,831	229,259	270,235	32,523
43153	LABORATORY TESTING	30,500	22,898	30,500	-
43310	REPAIRS & MAINTENANCE	5,800	2,495	5,800	-
43890	STATE FEES AND PERMITS	1,500	20	1,500	-
TOTAL PURCHASED SERVICES		37,800	25,413	37,800	-
44200	C.G. - PARTS AND LABOR	4,900	5,912	5,400	1,500
44310	C.G. - FUEL	3,800	6,565	5,500	-
TOTAL INTERNAL SERVICES		8,700	12,478	10,900	1,500
45110	ELECTRICITY	26,500	24,696	33,000	1,500
45120	HEATING	6,000	2,284	6,000	-
45305	PROPERTY/LIABILITY INS.				23,260
45310	BOILER & MACHINERY INS.	3,600	3,292	3,740	(3,740)
45340	PROPERTY INSURANCE	4,140	3,793	4,320	(4,320)
45350	VEHICLE & EQUIPMENT INS.	1,220	1,184	1,360	(1,360)
45370	PUB.OFFICIAL LIABILITY IN	1,520	1,581	1,620	(1,620)
45380	GENERAL LIABILITY INS.	10,280	10,587	10,290	(10,290)
45394	RETIREE H'CARE BENEFIT			2,100	(2,100)
45530	TRAINING & TRAVEL	3,000	3,070	3,000	1,000
45810	DUES & MEMBERSHIPS	1,200	331	1,200	-
TOTAL OTHER CHARGES		57,460	50,819	66,630	2,330

CITY OF HARRISONBURG, VA  
EXPENDITURE BUDGET

FUND - 2011 - WATER FUND  
 FUNCTION - 3020 - WATER FUND  
 ACTIVITY - 362061 - PURIFICATION  
 DEPARTMENT - 0000 - PURIFICATION  
 DEPT/FUND - 362061 - PURIFICATION

ACCOUNT-----	TITLE -----	----- 2021-2022 -----		2022-2023	2023-2024	NET
		BUDGET	ACTUAL	BUDGET	PROPOSED	CHANGE
46010	OFFICE SUPPLIES	1,600	468	1,600	1,600	-
46070	REPAIR & MAINT. SUPPLIES	11,250	3,425	11,250	11,250	-
46080	POWERED EQUIPMENT FUELS	600		600	600	-
46090	POWERED EQUIPMENT SUPPLY	1,000	522	1,000	1,000	-
46110	UNIFORMS	4,400	3,771	4,400	4,400	-
46120	BOOKS & SUBSCRIPTIONS	500	1,015	500	500	-
46140	OTHER OPERATING SUPPLIES	10,834	14,196	10,834	10,834	-
46170	EMS/MEDICAL SUPPLIES	300	899	300	300	-
46180	CHEMICALS	140,000	138,219	140,000	295,000	155,000
TOTAL MATERIALS & SUPPLIES		170,484	162,513	170,484	325,484	155,000
TOTAL OTHER OPERATING EXPENSES		509,275	480,481	556,049	747,402	191,353
TOTAL PURIFICATION		1,255,459	1,209,195	1,351,670	1,570,558	218,888



CITY OF HARRISONBURG, VA  
EXPENDITURE BUDGET

FUND - 2011 - WATER FUND  
 FUNCTION - 3020 - WATER FUND  
 ACTIVITY - 372061 - CAPITAL OUTLAY  
 DEPARTMENT - 0000 - CAPITAL OUTLAY  
 DEPT/FUND - 372061 - CAPITAL OUTLAY

ACCOUNT-----	TITLE -----	----- 2021-2022 -----		2022-2023	2023-2024	NET
		BUDGET	ACTUAL	BUDGET	PROPOSED	CHANGE
48111	MACHINERY & EQUIPMENT	30,000	12,719	30,000	5,000	(25,000)
48151	MOTOR VEHICLES & EQUIP.		19,899	90,000		(90,000)
48161	CONST. VEHICLES & EQUIP.	72,946	72,946			-
48221	FURNITURE & FIXTURES	5,000	5,082	5,000	5,000	-
48271	EDP EQUIPMENT	19,129	16,008	15,000	15,000	-
48273	SOFTWARE	39,000		39,000	39,000	-
48298	INSTALL SER. LINES (CITY)	90,000	73,307	90,000	90,000	-
TOTAL CAPITAL OUTLAY		256,075	199,961	269,000	154,000	(115,000)
TOTAL CAPITAL OUTLAY		256,075	199,961	269,000	154,000	(115,000)
TOTAL CAPITAL OUTLAY		256,075	199,961	269,000	154,000	(115,000)

CITY OF HARRISONBURG, VA  
EXPENDITURE BUDGET

FUND - 2011 - WATER FUND  
 FUNCTION - 3020 - WATER FUND  
 ACTIVITY - 382061 - DEBT SERVICE  
 DEPARTMENT - 0000 - DEBT SERVICE  
 DEPT/FUND - 382061 - DEBT SERVICE

ACCOUNT-----	TITLE -----	----- 2021-2022 -----	----- 2021-2022 -----	2022-2023	2023-2024	NET
		BUDGET	ACTUAL	BUDGET	PROPOSED	CHANGE
49550	BOND ISSUANCE COSTS, ETC.	63,210	63,226			-
49556	PMENT FOR CURRNT BOND REF	15,154,894	15,154,894			-
49410	G.O. SERIES 2009 (VRA)	37,867	37,867	37,867	37,867	-
49414	G.O. SERIES 2010B	415,000	415,000			-
49415	G.O. SERIES 2011	75,000	75,000			-
49419	G.O. SERIES 2015	224,000	224,000			-
49422	G.O. SERIES 2017B	286,000	286,000			-
49427	G.O. SERIES 2021A			1,320,000	1,395,000	75,000
TOTAL PRINCIPAL		1,037,867	1,037,867	1,357,867	1,432,867	75,000
49150	BANK HANDLING CHARGES	300		300	300	-
49514	G.O. SERIES 2010B	227,525	117,913			-
49515	G.O. SERIES 2011	23,044	12,272			-
49519	G.O. SERIES 2015	55,286	28,942			-
49522	G.O. SERIES 2017B	98,383	50,350			-
49527	G.O. SERIES 2021A	421,323	421,323	1,297,494	1,229,619	(67,875)
TOTAL INTEREST & FISCAL CHARGES		825,861	630,799	1,297,794	1,229,919	(67,875)
TOTAL DEBT SERVICE		17,081,832	16,886,786	2,655,661	2,662,786	7,125
TOTAL OTHER USES OF FUNDS		17,081,832	16,886,786	2,655,661	2,662,786	7,125
TOTAL DEBT SERVICE		17,081,832	16,886,786	2,655,661	2,662,786	7,125

CITY OF HARRISONBURG, VA  
EXPENDITURE BUDGET

FUND - 2011 - WATER FUND  
 FUNCTION - 3020 - WATER FUND  
 ACTIVITY - 392061 - TRANSFERS  
 DEPARTMENT - 0000 - TRANSFERS  
 DEPT/FUND - 392061 - TRANSFERS

ACCOUNT-----	TITLE -----	----- 2021-2022 -----		2022-2023	2023-2024	NET
		BUDGET	ACTUAL	BUDGET	PROPOSED	CHANGE
49210	TR TO GENERAL FUND	923,400	923,400	923,400	923,400	-
49216	TR TO WATER CAP PROJ	2,004,908	2,004,908	3,037,659	1,606,627	(1,431,032)
49260	TR TO CENTRAL STORES FUND	171,410	171,410	155,832	175,238	19,406
TOTAL FUND TRANSFERS		3,099,718	3,099,718	4,116,891	2,705,265	(1,411,626)
TOTAL OTHER USES OF FUNDS		3,099,718	3,099,718	4,116,891	2,705,265	(1,411,626)
TOTAL TRANSFERS		3,099,718	3,099,718	4,116,891	2,705,265	(1,411,626)
TOTAL WATER FUND		27,091,628	26,553,050	14,204,155	13,323,880	(880,275)

CITY OF HARRISONBURG, VA  
EXPENDITURE BUDGET

FUND - 2012 - SEWER FUND  
 FUNCTION - 4020 - SEWER FUND  
 ACTIVITY - 412061 - ADMINISTRATION  
 DEPARTMENT - 0000 - ADMINISTRATION  
 DEPT/FUND - 412061 - ADMINISTRATION

ACCOUNT-----	TITLE -----	----- 2021-2022 -----		2022-2023	2023-2024	NET
		BUDGET	ACTUAL	BUDGET	PROPOSED	CHANGE
41010	SALARIES & WAGES-REG.	497,250	425,190	535,185	516,899	(18,286)
41020	SALARIES & WAGES-O/T		74			-
41030	PT SALARIES & WAGES-REG	26,819	5,844	15,875	31,013	15,138
41040	PT SALARIES & WAGES-O/T		216			-
41050	ANNUAL LEAVE - SEPARATION			1,000		(1,000)
41051	SICK LEAVE - SEPARATION			1,000		(1,000)
41054	PTO - PAYOUT		453			-
41200	INCENTIVE PAYMENT	21,000	21,000			-
TOTAL PERSONAL SERVICES		545,069	452,778	553,060	547,912	(5,148)
TOTAL PERSONAL SERVICES		545,069	452,778	553,060	547,912	(5,148)
42010	FICA	41,698	32,418	42,309	41,915	(394)
42020	RETIREMENT - VRS	63,897	52,386	78,726	76,036	(2,690)
42050	HEALTH INSURANCE	68,486	59,030	62,311	70,823	8,512
42060	LIFE INSURANCE - VRS	6,663	5,463	7,171	6,926	(245)
42070	DISABILITY (VLDP)	932	637	1,046	943	(103)
42080	DENTAL INSURANCE	1,092	624	1,092	1,092	-
42110	WORKER'S COMP.	3,312	2,989	3,737	4,118	381
TOTAL FRINGE BENEFITS		186,080	153,547	196,392	201,853	5,461
43010	MISC. CONTRACTED SERVICES	600				-
43133	COMPUTER SUPPORT	9,500				-
43310	REPAIRS & MAINTENANCE	5,000	8,259	5,000	20,000	15,000
43320	SERVICE CONTRACTS	24,000	37,289	41,000	47,200	6,200
TOTAL PURCHASED SERVICES		39,100	45,548	46,000	67,200	21,200
44200	C.G. - PARTS AND LABOR	5,200	3,759	5,900	5,600	(300)
44310	C.G. - FUEL	1,100	1,018	1,600	1,600	-
TOTAL INTERNAL SERVICES		6,300	4,777	7,500	7,200	(300)
45110	ELECTRICITY	15,600	16,002	19,000	20,000	1,000
45120	HEATING	3,000	4,458	3,000	3,000	-
45130	WATER & SEWER	3,600	3,557	3,600	3,600	-
45230	TELECOMMUNICATIONS	34,200	28,557	34,200	35,000	800
45260	MISS UTILITY TRANSMISSION			14,500	14,500	-
45305	PROPERTY/LIABILITY INS.				14,070	14,070
45340	PROPERTY INSURANCE	1,910	1,750	1,990		(1,990)
45350	VEHICLE & EQUIPMENT INS.	600	583	670		(670)
45370	PUB.OFFICIAL LIABILITY IN	880	915	940		(940)
45380	GENERAL LIABILITY INS.	8,890	9,156	8,900		(8,900)
45530	TRAINING & TRAVEL	7,000	3,977	7,000	7,000	-
45810	DUES & MEMBERSHIPS	500	398	500	500	-

CITY OF HARRISONBURG, VA  
EXPENDITURE BUDGET

FUND - 2012 - SEWER FUND  
 FUNCTION - 4020 - SEWER FUND  
 ACTIVITY - 412061 - ADMINISTRATION  
 DEPARTMENT - 0000 - ADMINISTRATION  
 DEPT/FUND - 412061 - ADMINISTRATION

ACCOUNT-----	TITLE -----	----- 2021-2022 -----		2022-2023	2023-2024	NET
		BUDGET	ACTUAL	BUDGET	PROPOSED	CHANGE
TOTAL OTHER CHARGES		76,180	69,353	94,300	97,670	3,370
46010	OFFICE SUPPLIES	1,000	130	1,000	1,000	-
46070	REPAIR & MAINT. SUPPLIES	1,000	1,808	1,000	1,000	-
46050	JANITORIAL SUPPLIES	2,000	1,516	2,000	2,000	-
46090	POWERED EQUIPMENT SUPPLY	1,000	948	1,000	1,000	-
46110	UNIFORMS	1,050	739	2,000	2,000	-
46120	BOOKS & SUBSCRIPTIONS	500	282	500	500	-
46140	OTHER OPERATING SUPPLIES	1,000	332	1,000	1,000	-
TOTAL MATERIALS & SUPPLIES		7,550	5,756	8,500	8,500	-
TOTAL OTHER OPERATING EXPENSES		315,210	278,981	352,692	382,423	29,731
TOTAL ADMINISTRATION		860,279	731,759	905,752	930,335	24,583

CITY OF HARRISONBURG, VA  
EXPENDITURE BUDGET

FUND - 2012 - SEWER FUND

FUNCTION - 4020 - SEWER FUND

ACTIVITY - 422061 - TREATMENT &amp; DISPOSAL

DEPARTMENT - 0000 - TREATMENT &amp; DISPOSAL

DEPT/FUND - 422061 - TREATMENT &amp; DISPOSAL

ACCOUNT-----	TITLE -----	----- 2021-2022 -----		2022-2023	2023-2024	NET
		BUDGET	ACTUAL	BUDGET	PROPOSED	CHANGE
43840	HRRSA - OPERATING	2,700,000	2,800,834	3,100,000	3,700,000	600,000
43841	HRRSA - PRETREATMENT	55,000	14,074	60,000	55,000	(5,000)
43842	HRRSA - CAPITAL OUTLAY	145,000	144,392	150,000	155,000	5,000
43844	HRRSA - CONSTRUCTION	1,100,000	945,728	1,150,000	950,000	(200,000)
TOTAL PURCHASED SERVICES		4,000,000	3,905,028	4,460,000	4,860,000	400,000
TOTAL OTHER OPERATING EXPENSES		4,000,000	3,905,028	4,460,000	4,860,000	400,000
TOTAL TREATMENT & DISPOSAL		4,000,000	3,905,028	4,460,000	4,860,000	400,000

CITY OF HARRISONBURG, VA  
EXPENDITURE BUDGET

FUND - 2012 - SEWER FUND

FUNCTION - 4020 - SEWER FUND

ACTIVITY - 432061 - COLLECTION &amp; TRANSMISSION

DEPARTMENT - 0000 - COLLECTION &amp; TRANSMISSION

DEPT/FUND - 432061 - COLLECTION &amp; TRANSMISSION

ACCOUNT-----	TITLE -----	----- 2021-2022 -----	----- 2022-2023 -----	----- 2023-2024 -----	NET	
		BUDGET	ACTUAL	BUDGET	PROPOSED	CHANGE
41010	SALARIES & WAGES-REG.	530,107	469,680	584,898	584,111	(787)
41017	STAND BY PAY	12,000	12,874	12,941	12,940	(1)
41020	SALARIES & WAGES-O/T	10,000	11,500	8,860	8,816	(44)
41027	STANDBY & BLENDED - OT	30,000	10,728	28,351	23,508	(4,843)
41030	PT SALARIES & WAGES-REG	15,507	17,337	3,175	3,271	96
41050	ANNUAL LEAVE - SEPARATION	10,000		1,000		(1,000)
41051	SICK LEAVE - SEPARATION	5,000		1,000		(1,000)
41053	ANNUAL LEAVE - PAYOUT		259			-
41060	PTO - SEPARATION		453			-
41200	INCENTIVE PAYMENT	27,000	27,000			-
TOTAL PERSONAL SERVICES		639,614	549,833	640,225	632,646	(7,579)
TOTAL PERSONAL SERVICES		639,614	549,833	640,225	632,646	(7,579)
42010	FICA	48,931	39,471	48,977	48,397	(580)
42020	RETIREMENT - VRS	68,119	57,960	86,039	85,923	(116)
42050	HEALTH INSURANCE	90,368	75,059	103,240	110,136	6,896
42060	LIFE INSURANCE - VRS	7,104	6,044	7,838	7,827	(11)
42070	DISABILITY (VLDP)	1,016	937	1,438	1,566	128
42080	DENTAL INSURANCE	1,716	975	1,716	1,716	-
42110	WORKER'S COMP.	16,663	15,757	13,844	13,680	(164)
TOTAL FRINGE BENEFITS		233,917	196,203	263,092	269,245	6,153
43310	REPAIRS & MAINTENANCE	1,000		1,000	1,000	-
43890	STATE FEES AND PERMITS	750		750	750	-
TOTAL PURCHASED SERVICES		1,750		1,750	1,750	-
44200	C.G. - PARTS AND LABOR	153,200	116,721	155,100	156,400	1,300
44310	C.G. - FUEL	45,800	62,959	65,200	65,200	-
44314	INVENTORY ADJ - UTILITIES	1,000		1,000	1,000	-
TOTAL INTERNAL SERVICES		200,000	179,679	221,300	222,600	1,300
45136	LANDFILL/STEAM PLANT	500		500	500	-
45305	PROPERTY/LIABILITY INS.				38,680	38,680
45350	VEHICLE & EQUIPMENT INS.	19,970	19,388	22,110		(22,110)
45370	PUB.OFFICIAL LIABILITY IN	1,260	1,310	1,340		(1,340)
45380	GENERAL LIABILITY INS.	12,750	13,131	12,770		(12,770)
45394	RETIREE H'CARE BENEFIT			2,100		(2,100)
45410	LEASE/RENT OF EQUIPMENT	4,000	591	4,000	4,000	-
45850	FREIGHT & DRAYAGE	1,000	228	1,000	1,000	-
TOTAL OTHER CHARGES		39,480	34,648	43,820	44,180	360

CITY OF HARRISONBURG, VA  
EXPENDITURE BUDGET

FUND - 2012 - SEWER FUND

FUNCTION - 4020 - SEWER FUND

ACTIVITY - 432061 - COLLECTION &amp; TRANSMISSION

DEPARTMENT - 0000 - COLLECTION &amp; TRANSMISSION

DEPT/FUND - 432061 - COLLECTION &amp; TRANSMISSION

ACCOUNT-----	TITLE -----	----- 2021-2022 -----		2022-2023	2023-2024	NET
		BUDGET	ACTUAL	BUDGET	PROPOSED	CHANGE
46070	REPAIR & MAINT. SUPPLIES	16,000	4,884	13,000	13,000	-
46074	MAINT&REP SUPP-MAINS	22,000	25,836	22,000	22,000	-
46090	POWERED EQUIPMENT SUPPLY		3,618	3,000	3,000	-
46110	UNIFORMS	8,800	7,677	8,800	8,800	-
46140	OTHER OPERATING SUPPLIES	10,000	5,168	10,000	10,000	-
46145	SAFETY MATERIALS	7,500	6,328	7,500	7,500	-
46170	EMS/MEDICAL SUPPLIES	500	572	500	500	-
TOTAL MATERIALS & SUPPLIES		64,800	54,082	64,800	64,800	-
TOTAL OTHER OPERATING EXPENSES		539,947	464,613	594,762	602,575	7,813
TOTAL COLLECTION & TRANSMISSION		1,179,561	1,014,445	1,234,987	1,235,221	234



CITY OF HARRISONBURG, VA  
EXPENDITURE BUDGET

FUND - 2012 - SEWER FUND

FUNCTION - 4020 - SEWER FUND

ACTIVITY - 442061 - MISCELLANEOUS

DEPARTMENT - 0000 - MISCELLANEOUS

DEPT/FUND - 442061 - MISCELLANEOUS

ACCOUNT-----	TITLE -----	----- 2021-2022 -----	----- 2022-2023 -----	----- 2023-2024 -----	NET	
		BUDGET	ACTUAL	BUDGET	PROPOSED	CHANGE
43120	ACCOUNTING & AUDITING	10,500	10,500	11,130	12,450	1,320
TOTAL PURCHASED SERVICES		10,500	10,500	11,130	12,450	1,320
45355	INSURANCE DEDUCTIBLE	20,000	2,008	20,000	20,000	-
TOTAL OTHER CHARGES		20,000	2,008	20,000	20,000	-
TOTAL OTHER OPERATING EXPENSES		30,500	12,508	31,130	32,450	1,320
48310	DEPRECIATION	1,192,500	1,192,500	1,193,400	1,155,300	(38,100)
TOTAL DEPRECIATION		1,192,500	1,192,500	1,193,400	1,155,300	(38,100)
TOTAL CAPITAL OUTLAY		1,192,500	1,192,500	1,193,400	1,155,300	(38,100)
49215	PROP. TAX-PUBLIC UTILITY	403,200	403,200	433,500	454,500	21,000
TOTAL FUND TRANSFERS		403,200	403,200	433,500	454,500	21,000
49311	RES.FOR SALARY INCREASE				156,800	156,800
TOTAL RESERVES					156,800	156,800
TOTAL OTHER USES OF FUNDS		403,200	403,200	433,500	611,300	177,800
TOTAL MISCELLANEOUS		1,626,200	1,608,208	1,658,030	1,799,050	141,020

CITY OF HARRISONBURG, VA  
EXPENDITURE BUDGET

FUND - 2012 - SEWER FUND

FUNCTION - 4020 - SEWER FUND

ACTIVITY - 452061 - UTILITY BILLING-SEWER

DEPARTMENT - 0000 - UTILITY BILLING-SEWER

DEPT/FUND - 452061 - UTILITY BILLING-SEWER

ACCOUNT-----	TITLE -----	----- 2021-2022 -----	----- 2022-2023 -----	----- 2023-2024 -----	NET	
		BUDGET	ACTUAL	BUDGET	PROPOSED	CHANGE
41010	SALARIES & WAGES-REG.	192,802	165,105	314,502	346,893	32,391
41017	STAND BY PAY	2,500				-
41020	SALARIES & WAGES-O/T		264			-
41030	PT SALARIES & WAGES-REG	16,026	3,918	11,311	8,632	(2,679)
41050	ANNUAL LEAVE - SEPARATION			1,000		(1,000)
41051	SICK LEAVE - SEPARATION			1,000		(1,000)
41053	ANNUAL LEAVE - PAYOUT		1,579			-
41200	INCENTIVE PAYMENT	10,500	10,500			-
TOTAL PERSONAL SERVICES		221,828	181,366	327,813	355,525	27,712
TOTAL PERSONAL SERVICES		221,828	181,366	327,813	355,525	27,712
42010	FICA	16,970	13,069	25,078	27,198	2,120
42020	RETIREMENT - VRS	24,775	20,329	46,263	51,029	4,766
42050	HEALTH INSURANCE	33,781	24,849	37,206	64,959	27,753
42060	LIFE INSURANCE - VRS	2,583	2,120	4,214	4,649	435
42070	DISABILITY (VLDP)	597	441	1,099	1,143	44
42080	DENTAL INSURANCE	702	312	936	1,092	156
42110	WORKER'S COMP.	5,095	3,981	3,856	2,174	(1,682)
TOTAL FRINGE BENEFITS		84,503	65,102	118,652	152,244	33,592
43320	SERVICE CONTRACTS	3,760	4,258	3,760	3,760	-
43382	H2O LOSS MGT-METER TEST	30,000	2,410	30,000	40,000	10,000
TOTAL PURCHASED SERVICES		33,760	6,668	33,760	43,760	10,000
44200	C.G. - PARTS AND LABOR	9,300	10,204	10,200	13,300	3,100
44310	C.G. - FUEL	5,700	9,854	8,900	8,900	-
TOTAL INTERNAL SERVICES		15,000	20,058	19,100	22,200	3,100
45210	POSTAGE	200		200	200	-
45305	PROPERTY/LIABILITY INS.				7,080	7,080
45350	VEHICLE & EQUIPMENT INS.	1,120	1,087	1,250		(1,250)
45370	PUB.OFFICIAL LIABILITY IN	450	468	480		(480)
45380	GENERAL LIABILITY INS.	4,600	4,737	4,610		(4,610)
45394	RETIREE H'CARE BENEFIT	7,560	7,560	7,560	7,560	-
45530	TRAINING & TRAVEL	2,000		2,000	2,000	-
TOTAL OTHER CHARGES		15,930	13,852	16,100	16,840	740
46070	REPAIR & MAINT. SUPPLIES	50,000	35,502	50,000	55,000	5,000
46072	MAINT&REP SUPP-METER REPL	10,000	1,188	10,000	10,000	-
46110	UNIFORMS	2,000	1,626	2,000	2,000	-
46140	OTHER OPERATING SUPPLIES	4,000	492	4,000	4,000	-

CITY OF HARRISONBURG, VA  
EXPENDITURE BUDGET

FUND - 2012 - SEWER FUND  
 FUNCTION - 4020 - SEWER FUND  
 ACTIVITY - 452061 - UTILITY BILLING-SEWER  
 DEPARTMENT - 0000 - UTILITY BILLING-SEWER  
 DEPT/FUND - 452061 - UTILITY BILLING-SEWER

ACCOUNT-----	TITLE -----	-----	2021-2022 -----	2022-2023	2023-2024	NET
		BUDGET	ACTUAL	BUDGET	PROPOSED	CHANGE
46145	SAFETY MATERIALS	500	45	500	500	-
TOTAL MATERIALS & SUPPLIES		66,500	38,853	66,500	71,500	5,000
TOTAL OTHER OPERATING EXPENSES		215,693	144,532	254,112	306,544	52,432
TOTAL UTILITY BILLING-SEWER		437,521	325,898	581,925	662,069	80,144

CITY OF HARRISONBURG, VA  
EXPENDITURE BUDGET

FUND - 2012 - SEWER FUND

FUNCTION - 4020 - SEWER FUND

ACTIVITY - 462061 - PUMPING &amp; MONITORING

DEPARTMENT - 0000 - PUMPING &amp; MONITORING

DEPT/FUND - 462061 - PUMPING &amp; MONITORING

ACCOUNT-----	TITLE -----	----- 2021-2022 -----	----- 2022-2023 -----	----- 2023-2024 -----	NET	
		BUDGET	ACTUAL	BUDGET	PROPOSED	CHANGE
41010	SALARIES & WAGES-REG.	236,388	201,333	229,632	223,749	(5,883)
41017	STAND BY PAY	8,000	4,408	8,627	8,627	-
41020	SALARIES & WAGES-O/T		818	4,485	1,153	(3,332)
41027	STANDBY & BLENDED - OT	6,000	903	8,969	3,074	(5,895)
41050	ANNUAL LEAVE - SEPARATION			1,000	1,000	-
41051	SICK LEAVE - SEPARATION			1,000	1,000	-
41053	ANNUAL LEAVE - PAYOUT		36			-
41200	INCENTIVE PAYMENT	9,000	9,000			-
TOTAL PERSONAL SERVICES		259,388	216,498	253,713	238,603	(15,110)
TOTAL PERSONAL SERVICES		259,388	216,498	253,713	238,603	(15,110)
42010	FICA	19,844	15,286	19,409	18,253	(1,156)
42020	RETIREMENT - VRS	30,376	24,873	33,779	32,913	(866)
42050	HEALTH INSURANCE	43,726	34,392	33,515	36,998	3,483
42060	LIFE INSURANCE - VRS	3,167	2,594	3,077	2,999	(78)
42070	DISABILITY (VLDP)	891	705	956	1,014	58
42080	DENTAL INSURANCE	624	468	546	546	-
42110	WORKER'S COMP.	6,900	6,112	5,370	13,162	7,792
TOTAL FRINGE BENEFITS		105,528	84,430	96,652	105,885	9,233
43320	SERVICE CONTRACTS	11,820	9,995	10,620	10,968	348
43331	MAINT & REP.-PUMPS & MACH	2,000		2,000	2,000	-
TOTAL PURCHASED SERVICES		13,820	9,995	12,620	12,968	348
44200	C.G. - PARTS AND LABOR	16,500	15,036	17,900	20,700	2,800
44310	C.G. - FUEL	12,000	20,410	17,000	17,000	-
TOTAL INTERNAL SERVICES		28,500	35,446	34,900	37,700	2,800
45110	ELECTRICITY	10,000	10,504	12,000	16,000	4,000
45130	WATER & SEWER	650	1,053	650	650	-
45305	PROPERTY/LIABILITY INS.				11,360	11,360
45310	BOILER & MACHINERY INS.	580	530	600		(600)
45340	PROPERTY INSURANCE	1,190	1,090	1,240		(1,240)
45350	VEHICLE & EQUIPMENT INS.	2,870	2,786	3,200		(3,200)
45370	PUB.OFFICIAL LIABILITY IN	490	510	520		(520)
45380	GENERAL LIABILITY INS.	4,920	5,067	4,930		(4,930)
45850	FREIGHT & DRAYAGE	100	24	100	100	-
TOTAL OTHER CHARGES		20,800	21,565	23,240	28,110	4,870
46061	MATERIALS - PUMPS	5,000	12,284	5,000	5,000	-
46062	MATERIALS - SCADA	4,500	39	4,500	4,500	-

CITY OF HARRISONBURG, VA  
EXPENDITURE BUDGET

FUND - 2012 - SEWER FUND

FUNCTION - 4020 - SEWER FUND

ACTIVITY - 462061 - PUMPING &amp; MONITORING

DEPARTMENT - 0000 - PUMPING &amp; MONITORING

DEPT/FUND - 462061 - PUMPING &amp; MONITORING

ACCOUNT-----	TITLE -----	----- 2021-2022 -----		2022-2023	2023-2024	NET
		BUDGET	ACTUAL	BUDGET	PROPOSED	CHANGE
46063	MATERIALS - GENERAL	5,000	3,762	5,000	5,000	-
46080	POWERED EQUIPMENT FUELS	1,500	277	1,500	1,500	-
46110	UNIFORMS	2,000	2,407	2,000	2,000	-
TOTAL MATERIALS & SUPPLIES		18,000	18,769	18,000	18,000	-
TOTAL OTHER OPERATING EXPENSES		186,648	170,205	185,412	202,663	17,251
TOTAL PUMPING & MONITORING		446,036	386,703	439,125	441,266	2,141

CITY OF HARRISONBURG, VA  
EXPENDITURE BUDGET

FUND - 2012 - SEWER FUND  
 FUNCTION - 4020 - SEWER FUND  
 ACTIVITY - 472061 - CAPITAL OUTLAY  
 DEPARTMENT - 0000 - CAPITAL OUTLAY  
 DEPT/FUND - 472061 - CAPITAL OUTLAY

ACCOUNT-----	TITLE -----	----- 2021-2022 -----		2022-2023	2023-2024	NET
		BUDGET	ACTUAL	BUDGET	PROPOSED	CHANGE
48111	MACHINERY & EQUIPMENT	25,000	6,604	25,000	25,000	-
48151	MOTOR VEHICLES & EQUIP.		29,678	120,000	185,000	65,000
48161	CONST. VEHICLES & EQUIP.				300,000	300,000
48221	FURNITURE & FIXTURES	3,000		3,000	3,000	-
48271	EDP EQUIPMENT	19,129	18,513	15,000	15,000	-
48273	SOFTWARE	39,000		39,000	39,000	-
48298	INSTALL SER. LINES (CITY)	10,000	5,360	10,000	10,000	-
TOTAL CAPITAL OUTLAY		96,129	60,155	212,000	577,000	365,000
TOTAL CAPITAL OUTLAY		96,129	60,155	212,000	577,000	365,000
TOTAL CAPITAL OUTLAY		96,129	60,155	212,000	577,000	365,000

CITY OF HARRISONBURG, VA  
EXPENDITURE BUDGET

FUND - 2012 - SEWER FUND  
 FUNCTION - 4020 - SEWER FUND  
 ACTIVITY - 482061 - DEBT SERVICE  
 DEPARTMENT - 0000 - DEBT SERVICE  
 DEPT/FUND - 482061 - DEBT SERVICE

ACCOUNT-----	TITLE -----	----- 2021-2022 -----	----- 2022-2023 -----	----- 2023-2024 -----	NET	
		BUDGET	ACTUAL	BUDGET	PROPOSED	CHANGE
47060	HRRSA - DEBT SERVICE	2,900,000	2,737,579	2,700,000	2,700,000	-
TOTAL PMT. TO JOINT OPERATIONS		2,900,000	2,737,579	2,700,000	2,700,000	-
TOTAL OTHER OPERATING EXPENSES		2,900,000	2,737,579	2,700,000	2,700,000	-
TOTAL DEBT SERVICE		2,900,000	2,737,579	2,700,000	2,700,000	-

CITY OF HARRISONBURG, VA  
EXPENDITURE BUDGET

FUND - 2012 - SEWER FUND  
 FUNCTION - 4020 - SEWER FUND  
 ACTIVITY - 492061 - TRANSFERS  
 DEPARTMENT - 0000 - TRANSFERS  
 DEPT/FUND - 492061 - TRANSFERS

ACCOUNT-----	TITLE -----	----- 2021-2022 -----		2022-2023	2023-2024	NET
		BUDGET	ACTUAL	BUDGET	PROPOSED	CHANGE
49210	TR TO GENERAL FUND	923,400	923,400	923,400	923,400	-
49244	TR TO SEWER CAP PROJ			1,914,307	1,073,666	(840,641)
49260	TR TO CENTRAL STORES FUND	19,017	19,017	51,944	58,413	6,469
TOTAL FUND TRANSFERS		942,417	942,417	2,889,651	2,055,479	(834,172)
TOTAL OTHER USES OF FUNDS		942,417	942,417	2,889,651	2,055,479	(834,172)
TOTAL TRANSFERS		942,417	942,417	2,889,651	2,055,479	(834,172)
TOTAL SEWER FUND		12,488,142	11,712,192	15,081,470	15,260,420	178,950



CITY OF HARRISONBURG, VA  
EXPENDITURE BUDGET

FUND - 2013 - PUBLIC TRANSPORTATION FUND

FUNCTION - 8020 - PUBLIC TRANSIT

ACTIVITY - 812081 - TRANSIT BUSES

DEPARTMENT - 0000 - TRANSIT BUSES

DEPT/FUND - 812081 - TRANSIT BUSES

ACCOUNT-----	TITLE -----	BUDGET	ACTUAL	BUDGET	PROPOSED	NET CHANGE
		----- 2021-2022 -----	----- 2021-2022 -----	2022-2023	2023-2024	
41010	SALARIES & WAGES-REG.	658,238	719,027	1,236,100	1,315,666	79,566
41020	SALARIES & WAGES-O/T	141,788	244,546	239,788	280,450	40,662
41030	PT SALARIES & WAGES-REG	1,272,525	708,339	870,580	852,883	(17,697)
41040	PT SALARIES & WAGES-O/T	125,082	129,121	54,103	70,354	16,251
41050	ANNUAL LEAVE - SEPARATION	1,000		1,000	5,000	4,000
41051	SICK LEAVE - SEPARATION	10,000		10,000	10,000	-
41054	PTO - PAYOUT		1,386			-
41060	PTO - SEPARATION	500	2,440	4,000	6,000	2,000
41200	INCENTIVE PAYMENT	125,160	184,160			-
TOTAL PERSONAL SERVICES		2,334,293	1,989,019	2,415,571	2,540,353	124,782
TOTAL PERSONAL SERVICES		2,334,293	1,989,019	2,415,571	2,540,353	124,782
42010	FICA	178,574	146,532	184,791	194,337	9,546
42020	RETIREMENT - VRS	101,008	88,609	216,797	228,117	11,320
42050	HEALTH INSURANCE	106,266	106,432	250,039	226,450	(23,589)
42060	LIFE INSURANCE - VRS	10,533	9,243	19,597	20,780	1,183
42070	DISABILITY (VLDP)	2,461	2,322	5,680	5,869	189
42080	DENTAL INSURANCE	3,272	2,685	6,063	6,066	3
42090	UNEMPLOYMENT	50,000	4,616	5,000	5,000	-
42110	WORKER'S COMP.	67,354	44,780	37,853	23,310	(14,543)
TOTAL FRINGE BENEFITS		519,468	405,218	725,820	709,929	(15,891)
43100	PROFESSIONAL SERVICES	110,000	74,981	360,000	700,000	340,000
43110	MEDICAL SERVICES	20,000	9,710	20,000	20,000	-
43133	COMPUTER SUPPORT	500	154	500	500	-
43320	SERVICE CONTRACTS	85,000	80,677	90,000	150,000	60,000
43330	MAINT & REP.-MACH & EQUIP	2,000		2,000	2,000	-
43336	MAINT & REP.-RADIO EQUIP	500		500	500	-
43360	MAINT & REP.-BLDGS & GNDS	5,500		5,500	6,500	1,000
43600	ADVERTISING	3,500	4,776	6,000	6,500	500
TOTAL PURCHASED SERVICES		227,000	170,298	484,500	886,000	401,500
44200	C.G. - PARTS AND LABOR	1,258,100	1,104,528	1,328,400	1,433,900	105,500
44300	CENTRAL STORES	16,000	204	16,000	10,000	(6,000)
44310	C.G. - FUEL	483,900	587,024	648,400	648,400	-
TOTAL INTERNAL SERVICES		1,758,000	1,691,756	1,992,800	2,092,300	99,500
45210	POSTAGE	100	235	100	100	-
45230	TELECOMMUNICATIONS	2,500	11,740	2,500	30,000	27,500
45305	PROPERTY/LIABILITY INS.				19,150	19,150
45350	VEHICLE & EQUIPMENT INS.	2,700	2,621	3,010		(3,010)
45351	VEH & EQUIP INS (VTLP)	140,000	115,639	160,000	180,000	20,000

CITY OF HARRISONBURG, VA  
EXPENDITURE BUDGET

FUND - 2013 - PUBLIC TRANSPORTATION FUND  
 FUNCTION - 8020 - PUBLIC TRANSIT  
 ACTIVITY - 812081 - TRANSIT BUSES  
 DEPARTMENT - 0000 - TRANSIT BUSES  
 DEPT/FUND - 812081 - TRANSIT BUSES

ACCOUNT-----	TITLE -----	----- 2021-2022 -----		2022-2023	2023-2024	NET
		BUDGET	ACTUAL	BUDGET	PROPOSED	CHANGE
45355	INSURANCE DEDUCTIBLE	50,000	25,966	55,000	55,000	-
45360	SURETY BONDS	65	75	80		(80)
45370	PUB.OFFICIAL LIABILITY IN	9,440	9,817	10,040		(10,040)
45380	GENERAL LIABILITY INS.	3,650	3,759	3,650		(3,650)
45394	RETIREE H'CARE BENEFIT	2,640	2,640	2,640	2,640	-
45530	TRAINING & TRAVEL	20,000	7,781	20,000	25,000	5,000
45810	DUES & MEMBERSHIPS	10,000	15,873	15,000	20,000	5,000
TOTAL OTHER CHARGES		241,095	196,146	272,020	331,890	59,870
46010	OFFICE SUPPLIES	300	247	350	2,000	1,650
46070	REPAIR & MAINT. SUPPLIES	500		500	500	-
46120	BOOKS & SUBSCRIPTIONS	1,000	300	1,000	1,000	-
46140	OTHER OPERATING SUPPLIES	45,000	33,684	45,000	50,000	5,000
TOTAL MATERIALS & SUPPLIES		46,800	34,231	46,850	53,500	6,650
TOTAL OTHER OPERATING EXPENSES		2,792,363	2,497,650	3,521,990	4,073,619	551,629
TOTAL TRANSIT BUSES		5,126,656	4,486,669	5,937,561	6,613,972	676,411

04/11/2023

CITY OF HARRISONBURG, VA  
EXPENDITURE BUDGET

FUND - 2013 - PUBLIC TRNSPORTATION FUND  
FUNCTION - 8020 - PUBLIC TRANSIT  
ACTIVITY - 842081 - MISCELLANEOUS  
DEPARTMENT - 0000 - MISCELLANEOUS  
DEPT/FUND - 842081 - MISCELLANEOUS

ACCOUNT-----	TITLE -----	-----	2021-2022 -----	2022-2023	2023-2024	NET
		BUDGET	ACTUAL	BUDGET	PROPOSED	CHANGE
49311	RES.FOR SALARY INCREASE				359,900	359,900
TOTAL RESERVES					359,900	359,900
TOTAL OTHER USES OF FUNDS					359,900	359,900
TOTAL MISCELLANEOUS					359,900	359,900

CITY OF HARRISONBURG, VA  
EXPENDITURE BUDGET

FUND - 2013 - PUBLIC TRNSPORTATION FUND  
 FUNCTION - 8020 - PUBLIC TRANSIT  
 ACTIVITY - 852081 - PARATRANSIT BUSES  
 DEPARTMENT - 0000 - PARATRANSIT BUSES  
 DEPT/FUND - 852081 - PARATRANSIT BUSES

ACCOUNT-----	TITLE -----	----- 2021-2022 -----	----- 2022-2023 -----	----- 2023-2024 -----	NET	
		BUDGET	ACTUAL	BUDGET	PROPOSED	CHANGE
41010	SALARIES & WAGES-REG.	297,308	283,144	342,933	442,443	99,510
41020	SALARIES & WAGES-O/T	32,518	74,969	50,000	85,000	35,000
41030	PT SALARIES & WAGES-REG	98,497	52,964	108,475	94,052	(14,423)
41040	PT SALARIES & WAGES-O/T	12,300	16,521	17,500	20,000	2,500
41050	ANNUAL LEAVE - SEPARATION	200		200	5,000	4,800
41051	SICK LEAVE - SEPARATION	200		200	10,000	9,800
41200	INCENTIVE PAYMENT	15,840	20,840			-
TOTAL PERSONAL SERVICES		456,863	448,438	519,308	656,495	137,187
TOTAL PERSONAL SERVICES		456,863	448,438	519,308	656,495	137,187
42010	FICA	34,950	31,230	39,727	50,222	10,495
42020	RETIREMENT - VRS	40,059	34,286	52,870	67,575	14,705
42050	HEALTH INSURANCE	66,414	57,948	67,375	111,702	44,327
42060	LIFE INSURANCE - VRS	4,177	3,575	4,805	6,156	1,351
42070	DISABILITY (VLDP)	635	398	730	1,348	618
42080	DENTAL INSURANCE	1,177	852	780	1,687	907
42090	UNEMPLOYMENT	5,000		5,000	5,000	-
42110	WORKER'S COMP.	11,709	8,126	8,735	8,986	251
TOTAL FRINGE BENEFITS		164,121	136,416	180,022	252,676	72,654
43100	PROFESSIONAL SERVICES	100		100	100	-
43110	MEDICAL SERVICES	500	575	500	500	-
43133	COMPUTER SUPPORT		51	100	100	-
43320	SERVICE CONTRACTS	16,000	11,644	17,000	25,000	8,000
43336	MAINT & REP.-RADIO EQUIP				200	200
43360	MAINT & REP.-BLDGS & GNDS		42	100	100	-
43600	ADVERTISING	100	311	500	500	-
TOTAL PURCHASED SERVICES		16,700	12,623	18,300	26,500	8,200
44200	C.G. - PARTS AND LABOR	87,900	77,765	98,400	112,300	13,900
44300	CENTRAL STORES			200	200	-
44310	C.G. - FUEL	57,300	98,874	88,600	100,700	12,100
TOTAL INTERNAL SERVICES		145,200	176,640	187,200	213,200	26,000
45210	POSTAGE	100	61	100	100	-
45230	TELECOMMUNICATIONS	1,000	1,775	1,000	8,000	7,000
45305	PROPERTY/LIABILITY INS.				2,720	2,720
45350	VEHICLE & EQUIPMENT INS.	40	39	40		(40)
45351	VEH & EQUIP INS (VTLP)	25,000	18,825	30,000	35,000	5,000
45355	INSURANCE DEDUCTIBLE	5,000	4,373	6,000	6,000	-
45360	SURETY BONDS	10	12	10		(10)
45370	PUB.OFFICIAL LIABILITY IN	1,580	1,643	1,680		(1,680)

CITY OF HARRISONBURG, VA  
EXPENDITURE BUDGET

FUND - 2013 - PUBLIC TRANSPORTATION FUND  
 FUNCTION - 8020 - PUBLIC TRANSIT  
 ACTIVITY - 852081 - PARATRANSIT BUSES  
 DEPARTMENT - 0000 - PARATRANSIT BUSES  
 DEPT/FUND - 852081 - PARATRANSIT BUSES

ACCOUNT-----	TITLE -----	----- 2021-2022 -----		2022-2023	2023-2024	NET
		BUDGET	ACTUAL	BUDGET	PROPOSED	CHANGE
45380	GENERAL LIABILITY INS.	610	628	610		(610)
45530	TRAINING & TRAVEL	8,000	1,267	8,000	10,000	2,000
45810	DUES & MEMBERSHIPS	1,500	2,584	2,000	2,000	-
TOTAL OTHER CHARGES		42,840	31,206	49,440	63,820	14,380
46010	OFFICE SUPPLIES	100	2	100	100	-
46070	REPAIR & MAINT. SUPPLIES	500		500	500	-
46120	BOOKS & SUBSCRIPTIONS	100	49	100	100	-
46140	OTHER OPERATING SUPPLIES	5,000	297	5,000	5,000	-
TOTAL MATERIALS & SUPPLIES		5,700	347	5,700	5,700	-
TOTAL OTHER OPERATING EXPENSES		374,561	357,232	440,662	561,896	121,234
TOTAL PARATRANSIT BUSES		831,424	805,669	959,970	1,218,391	258,421

CITY OF HARRISONBURG, VA  
EXPENDITURE BUDGET

FUND - 2013 - PUBLIC TRNSPORTATION FUND

FUNCTION - 8020 - PUBLIC TRANSIT

ACTIVITY - 862081 - ADMINISTRATION

DEPARTMENT - 0000 - ADMINISTRATION

DEPT/FUND - 862081 - ADMINISTRATION

ACCOUNT-----	TITLE -----	----- 2021-2022 -----	----- 2022-2023 -----	----- 2023-2024 -----	NET
		BUDGET	ACTUAL	PROPOSED	CHANGE
41010	SALARIES & WAGES-REG.	388,193	366,811	428,952	2,563
41020	SALARIES & WAGES-O/T	15,283	26,129	25,155	1,700
41030	PT SALARIES & WAGES-REG	19,604	7,561	26,944	(258)
41040	PT SALARIES & WAGES-O/T	4,185	1,559	4,185	-
41050	ANNUAL LEAVE - SEPARATION	1,000	1,182	2,250	-
41051	SICK LEAVE - SEPARATION	1,000	2,500	2,500	-
41053	ANNUAL LEAVE - PAYOUT		872		-
41054	PTO - PAYOUT		724		-
41060	PTO - SEPARATION	1,000		1,750	250
41200	INCENTIVE PAYMENT	20,460	20,460		-
	TOTAL PERSONAL SERVICES	450,725	427,798	491,736	4,255
	TOTAL PERSONAL SERVICES	450,725	427,798	491,736	4,255
42010	FICA	34,481	30,590	37,618	325
42020	RETIREMENT - VRS	49,883	45,073	63,099	377
42050	HEALTH INSURANCE	46,045	46,648	56,281	(2,642)
42060	LIFE INSURANCE - VRS	5,202	4,738	5,749	33
42070	DISABILITY (VLDP)	1,052	925	1,169	126
42080	DENTAL INSURANCE	1,205	1,109	1,283	-
42090	UNEMPLOYMENT	1,500	114	1,800	30
42110	WORKER'S COMP.	2,298	1,630	1,763	109
	TOTAL FRINGE BENEFITS	141,666	130,827	168,762	(1,642)
43100	PROFESSIONAL SERVICES	390	164	410	90
43110	MEDICAL SERVICES	395	224	450	100
43120	ACCOUNTING & AUDITING	3,750	3,750	3,970	630
43133	COMPUTER SUPPORT	14,910	77	15,000	-
43320	SERVICE CONTRACTS	41,000	16,228	41,750	2,250
43330	MAINT & REP.-MACH & EQUIP	2,750	1,811	3,500	50
43360	MAINT & REP.-BLDGS & GNDS	9,750	5,302	10,250	1,500
43600	ADVERTISING	1,000	1,072	2,300	270
	TOTAL PURCHASED SERVICES	73,945	28,629	77,630	4,890
44200	C.G. - PARTS AND LABOR	2,100	3,256	2,300	1,450
44300	CENTRAL STORES	3,000	1,475	3,250	(130)
44310	C.G. - FUEL	800	1,541	1,150	-
	TOTAL INTERNAL SERVICES	5,900	6,273	6,700	1,320
45110	ELECTRICITY	35,250	21,827	35,500	2,500
45120	HEATING	675	310	700	80
45130	WATER & SEWER	1,060	1,457	1,650	130
45210	POSTAGE	520	413	700	-

CITY OF HARRISONBURG, VA  
EXPENDITURE BUDGET

FUND - 2013 - PUBLIC TRNSPORTATION FUND  
 FUNCTION - 8020 - PUBLIC TRANSIT  
 ACTIVITY - 862081 - ADMINISTRATION  
 DEPARTMENT - 0000 - ADMINISTRATION  
 DEPT/FUND - 862081 - ADMINISTRATION

ACCOUNT-----	TITLE -----	----- 2021-2022 -----	----- 2022-2023 -----	----- 2023-2024 -----	NET	
		BUDGET	ACTUAL	BUDGET	PROPOSED	CHANGE
45230	TELECOMMUNICATIONS	3,050	5,296	5,475	5,840	365
45305	PROPERTY/LIABILITY INS.				4,160	4,160
45340	PROPERTY INSURANCE	820	751	855		(855)
45350	VEHICLE & EQUIPMENT INS.	490	515	540		(540)
45370	PUB.OFFICIAL LIABILITY IN	1,515	1,622	1,610		(1,610)
45380	GENERAL LIABILITY INS.	585	618	585		(585)
45410	LEASE/RENT OF EQUIPMENT	11,000	9,772	11,250	15,500	4,250
45530	TRAINING & TRAVEL	6,400	40	6,450	7,000	550
45810	DUES & MEMBERSHIPS	995	416	1,000	1,050	50
TOTAL OTHER CHARGES		62,360	43,038	66,315	74,810	8,495
46010	OFFICE SUPPLIES	4,525	2,051	4,545	5,810	1,265
46070	REPAIR & MAINT. SUPPLIES	490		500	500	-
46110	UNIFORMS	5,160	2,161	5,250	6,100	850
46120	BOOKS & SUBSCRIPTIONS	95	149	125	130	5
46140	OTHER OPERATING SUPPLIES	18,500	17,287	19,000	19,000	-
46170	EMS/MEDICAL SUPPLIES	1,000	352	1,000	1,100	100
TOTAL MATERIALS & SUPPLIES		29,770	22,000	30,420	32,640	2,220
TOTAL OTHER OPERATING EXPENSES		313,641	230,766	349,827	365,110	15,283
48271	EDP EQUIPMENT		2,456			-
TOTAL CAPITAL OUTLAY			2,456			-
TOTAL CAPITAL OUTLAY			2,456			-
TOTAL ADMINISTRATION		764,366	661,020	841,563	861,101	19,538

CITY OF HARRISONBURG, VA  
EXPENDITURE BUDGET

FUND - 2013 - PUBLIC TRANSPORTATION FUND  
 FUNCTION - 8020 - PUBLIC TRANSIT  
 ACTIVITY - 872081 - CAPITAL OUTLAY  
 DEPARTMENT - 0000 - CAPITAL OUTLAY  
 DEPT/FUND - 872081 - CAPITAL OUTLAY

ACCOUNT-----	TITLE -----	----- 2021-2022 -----		2022-2023	2023-2024	NET
		BUDGET	ACTUAL	BUDGET	PROPOSED	CHANGE
48111	MACHINERY & EQUIPMENT			47,000	55,258	8,258
48121	FURNITURE & FIXTURES				23,000	23,000
48153	TRANSIT BUSES	4,378,500		3,895,000	300,000	(3,595,000)
48251	MOTOR VEHICLES & EQUIP.	323,847	325,587			-
48253	TRANSIT BUSES	1,438,965	1,444,668			-
48271	EDP EQUIPMENT	1,503,733	3,733	200,000	15,250	(184,750)
TOTAL CAPITAL OUTLAY		7,645,045	1,773,987	4,142,000	393,508	(3,748,492)
TOTAL CAPITAL OUTLAY		7,645,045	1,773,987	4,142,000	393,508	(3,748,492)
TOTAL CAPITAL OUTLAY		7,645,045	1,773,987	4,142,000	393,508	(3,748,492)



CITY OF HARRISONBURG, VA  
EXPENDITURE BUDGET

FUND - 2013 - PUBLIC TRANSPORTATION FUND  
 FUNCTION - 8020 - PUBLIC TRANSIT  
 ACTIVITY - 892081 - TRANSFERS  
 DEPARTMENT - 0000 - TRANSFERS  
 DEPT/FUND - 892081 - TRANSFERS

ACCOUNT-----	TITLE -----	----- 2021-2022 -----	----- 2022-2023 -----	----- 2023-2024 -----	NET	
		BUDGET	ACTUAL	BUDGET	PROPOSED	CHANGE
49210	TR TO GENERAL FUND	336,000	336,000	360,000	160,000	(200,000)
TOTAL FUND TRANSFERS		336,000	336,000	360,000	160,000	(200,000)
TOTAL OTHER USES OF FUNDS		336,000	336,000	360,000	160,000	(200,000)
TOTAL TRANSFERS		336,000	336,000	360,000	160,000	(200,000)
TOTAL PUBLIC TRANSPORTATION FUND		14,703,490	8,063,346	12,241,094	9,606,872	(2,634,222)

CITY OF HARRISONBURG, VA  
EXPENDITURE BUDGET

FUND - 2014 - SANITATION FUND  
 FUNCTION - 9020 - SANITATION  
 ACTIVITY - 922041 - SOLID WASTE COLLECTION  
 DEPARTMENT - 0000 - SOLID WASTE COLLECTION  
 DEPT/FUND - 922041 - SOLID WASTE COLLECTION

ACCOUNT-----	TITLE -----	----- 2021-2022 -----	----- 2022-2023 -----	----- 2023-2024 -----	NET	
BUDGET		ACTUAL	BUDGET	PROPOSED	CHANGE	
41010	SALARIES & WAGES-REG.	727,369	723,470	767,813	770,020	2,207
41017	STAND BY PAY		775			-
41020	SALARIES & WAGES-O/T	8,156	9,870	7,928	8,712	784
41027	STANDBY & BLENDED - OT		343			-
41030	PT SALARIES & WAGES-REG		99			-
41053	ANNUAL LEAVE - PAYOUT		2,507			-
41200	INCENTIVE PAYMENT	48,000	48,000			-
TOTAL PERSONAL SERVICES		783,525	785,064	775,741	778,732	2,991
TOTAL PERSONAL SERVICES		783,525	785,064	775,741	778,732	2,991
42010	FICA	55,322	54,684	59,343	59,573	230
42020	RETIREMENT - VRS	94,109	89,437	112,946	113,270	324
42050	HEALTH INSURANCE	138,202	134,409	147,489	174,467	26,978
42060	LIFE INSURANCE - VRS	9,814	9,326	10,289	10,318	29
42070	DISABILITY (VLDP)	870	662	712	787	75
42080	DENTAL INSURANCE	2,652	2,106	2,496	2,496	-
42110	WORKER'S COMP.	33,279	33,157	31,917	38,307	6,390
TOTAL FRINGE BENEFITS		334,248	323,780	365,192	399,218	34,026
43010	MISC. CONTRACTED SERVICES			7,500	7,500	-
43100	PROFESSIONAL SERVICES		90	200	200	-
43110	MEDICAL SERVICES	2,000	502	2,000	3,000	1,000
43320	SERVICE CONTRACTS	50,669	32,794	48,377	47,329	(1,048)
43330	MAINT & REP.-MACH & EQUIP	7,500	609	7,500	7,500	-
43350	MAINT & REP.-AUTO EQUIP.	1,000		1,000	1,000	-
43360	MAINT & REP.-BLDGS & GNDS	2,500	1,577	2,500	2,500	-
43600	ADVERTISING	3,000	1,628	13,000	5,500	(7,500)
43710	UNIFORM MAINTENANCE CONT.	5,800	4,711	5,800	6,400	600
43890	STATE FEES AND PERMITS	5,000	2,003	5,000	5,000	-
TOTAL PURCHASED SERVICES		77,469	43,913	92,877	85,929	(6,948)
44200	C.G. - PARTS AND LABOR	99,500	120,451	105,500	142,000	36,500
44302	C.S.-POWER.EQUIP.SUPPLIES	3,500	3,224	3,500	3,500	-
44310	C.G. - FUEL	68,600	79,236	76,200	86,200	10,000
TOTAL INTERNAL SERVICES		171,600	202,911	185,200	231,700	46,500
45110	ELECTRICITY	6,000	6,200	6,000		(6,000)
45120	HEATING	1,500	793	1,500	1,500	-
45130	WATER & SEWER	1,200	978	1,200	1,200	-
45210	POSTAGE	1,000	133	1,000	250	(750)
45230	TELECOMMUNICATIONS	1,992	1,680	2,000	2,000	-
45305	PROPERTY/LIABILITY INS.				13,640	13,640

CITY OF HARRISONBURG, VA  
EXPENDITURE BUDGET

FUND - 2014 - SANITATION FUND  
 FUNCTION - 9020 - SANITATION  
 ACTIVITY - 922041 - SOLID WASTE COLLECTION  
 DEPARTMENT - 0000 - SOLID WASTE COLLECTION  
 DEPT/FUND - 922041 - SOLID WASTE COLLECTION

ACCOUNT-----	TITLE -----	-----	2021-2022 -----	-----	2022-2023	2023-2024	NET
		BUDGET	ACTUAL		BUDGET	PROPOSED	CHANGE
45350	VEHICLE & EQUIPMENT INS.	8,020	7,786		8,910		(8,910)
45370	PUB.OFFICIAL LIABILITY IN	2,710	2,818		2,880		(2,880)
45380	GENERAL LIABILITY INS.	1,050	1,081		1,050		(1,050)
45410	LEASE/RENT OF EQUIPMENT	150	225		1,500	1,500	-
45530	TRAINING & TRAVEL	1,600	1,430		5,800	2,200	(3,600)
45810	DUES & MEMBERSHIPS					250	250
TOTAL OTHER CHARGES		25,222	23,124		31,840	22,540	(9,300)
46010	OFFICE SUPPLIES	1,200	723		1,200	1,200	-
46070	REPAIR & MAINT. SUPPLIES	1,000	904		2,000	2,000	-
46077	MAINT&REP-BINS & EQUIPMNT				25,000	25,000	-
46080	POWERED EQUIPMENT FUELS	200			200	200	-
46140	OTHER OPERATING SUPPLIES	2,500	2,899		4,000	5,000	1,000
TOTAL MATERIALS & SUPPLIES		4,900	4,527		32,400	33,400	1,000
TOTAL OTHER OPERATING EXPENSES		613,439	598,255		707,509	772,787	65,278
TOTAL SOLID WASTE COLLECTION		1,396,964	1,383,319		1,483,250	1,551,519	68,269

CITY OF HARRISONBURG, VA  
EXPENDITURE BUDGET

FUND - 2014 - SANITATION FUND  
FUNCTION - 9020 - SANITATION  
ACTIVITY - 932042 - LANDFILL  
DEPARTMENT - 0000 - LANDFILL  
DEPT/FUND - 932042 - LANDFILL

ACCOUNT-----	TITLE -----	----- 2021-2022 -----	----- 2022-2023 -----	----- 2023-2024 -----	NET
		BUDGET	ACTUAL	PROPOSED	CHANGE
41010	SALARIES & WAGES-REG.	42,465	44,708	45,906	(453)
41020	SALARIES & WAGES-O/T	2,378	487	2,648	199
41030	PT SALARIES & WAGES-REG			19,320	2,024
41200	INCENTIVE PAYMENT	3,000	3,000		-
TOTAL PERSONAL SERVICES		47,843	48,195	68,128	1,770
TOTAL PERSONAL SERVICES		47,843	48,195	68,128	1,770
42010	FICA	5,068	3,129	5,212	135
42020	RETIREMENT - VRS	5,457	5,523	6,820	(67)
42050	HEALTH INSURANCE	14,762	14,824	15,500	2,835
42060	LIFE INSURANCE - VRS	569	576	621	(6)
42080	DENTAL INSURANCE	156	156	156	-
42110	WORKER'S COMP.	1,785	1,121	1,023	24
TOTAL FRINGE BENEFITS		27,797	25,330	29,332	2,921
43100	PROFESSIONAL SERVICES	151,700	99,316	130,000	(39,000)
43110	MEDICAL SERVICES		50	100	100
43140	ENGINEER., ARCH. & MAPPING			8,000	-
43320	SERVICE CONTRACTS	50	46	53	52
43330	MAINT & REP.-MACH & EQUIP	10,000	19,080	10,000	-
43360	MAINT & REP.-BLDGS & GNDS	9,000	819	15,000	-
43710	UNIFORM MAINTENANCE CONT.	300	282	300	100
43890	STATE FEES AND PERMITS	5,000	1,176	5,000	-
TOTAL PURCHASED SERVICES		176,050	120,769	168,453	(38,748)
44302	C.S.-POWER.EQUIP.SUPPLIES	1,000	16	1,000	-
TOTAL INTERNAL SERVICES		1,000	16	1,000	-
45110	ELECTRICITY	4,000	2,140	4,000	-
45210	POSTAGE	100		100	-
45230	TELECOMMUNICATIONS	816	484		-
45305	PROPERTY/LIABILITY INS.			1,590	1,590
45350	VEHICLE & EQUIPMENT INS.	760	738	810	(810)
45370	PUB.OFFICIAL LIABILITY IN	420	437	450	(450)
45380	GENERAL LIABILITY INS.	160	165	160	(160)
45394	RETIREE H'CARE BENEFIT		350		-
45530	TRAINING & TRAVEL	225		225	-
TOTAL OTHER CHARGES		6,481	4,314	5,745	170
46010	OFFICE SUPPLIES	750		750	-
46070	REPAIR & MAINT. SUPPLIES	2,000	258	5,000	-

CITY OF HARRISONBURG, VA  
EXPENDITURE BUDGET

FUND - 2014 - SANITATION FUND  
 FUNCTION - 9020 - SANITATION  
 ACTIVITY - 932042 - LANDFILL  
 DEPARTMENT - 0000 - LANDFILL  
 DEPT/FUND - 932042 - LANDFILL

ACCOUNT-----	TITLE -----	----- 2021-2022 -----	----- 2022-2023 -----	2023-2024	NET	
		BUDGET	ACTUAL	BUDGET	PROPOSED	CHANGE
46140	OTHER OPERATING SUPPLIES		16			-
	TOTAL MATERIALS & SUPPLIES	2,750	273	5,750	5,750	-
	TOTAL OTHER OPERATING EXPENSES	214,078	150,703	210,280	174,623	(35,657)
	TOTAL LANDFILL	261,921	198,899	278,408	244,521	(33,887)

04/11/2023

CITY OF HARRISONBURG, VA  
EXPENDITURE BUDGET

FUND - 2014 - SANITATION FUND  
FUNCTION - 9020 - SANITATION  
ACTIVITY - 942042 - MISCELLANEOUS  
DEPARTMENT - 0000 - MISCELLANEOUS  
DEPT/FUND - 942042 - MISCELLANEOUS

ACCOUNT-----	TITLE -----	----- 2021-2022 -----	2022-2023	2023-2024	NET	
		BUDGET	ACTUAL	BUDGET	PROPOSED	CHANGE
43120	ACCOUNTING & AUDITING	6,300	6,300			-
TOTAL PURCHASED SERVICES		6,300	6,300			-
TOTAL OTHER OPERATING EXPENSES		6,300	6,300			-
49311	RES.FOR SALARY INCREASE				196,900	196,900
TOTAL RESERVES					196,900	196,900
TOTAL OTHER USES OF FUNDS					196,900	196,900
TOTAL MISCELLANEOUS		6,300	6,300		196,900	196,900

CITY OF HARRISONBURG, VA  
EXPENDITURE BUDGET

FUND - 2014 - SANITATION FUND  
 FUNCTION - 9020 - SANITATION  
 ACTIVITY - 962042 - SOLID WASTE MANAGEMENT  
 DEPARTMENT - 0000 - SOLID WASTE MANAGEMENT  
 DEPT/FUND - 962042 - SOLID WASTE MANAGEMENT

ACCOUNT-----	TITLE -----	BUDGET	ACTUAL	BUDGET	PROPOSED	NET CHANGE
		----- 2021-2022 -----	-----	2022-2023	2023-2024	
41010	SALARIES & WAGES-REG.	236,687	235,682	243,378	244,192	814
41020	SALARIES & WAGES-O/T	3,594	2,580	2,341	2,530	189
41030	PT SALARIES & WAGES-REG	44,700	38,594	48,353	46,050	(2,303)
41053	ANNUAL LEAVE - PAYOUT		1,398			-
41200	INCENTIVE PAYMENT	16,500	16,500			-
TOTAL PERSONAL SERVICES		301,481	294,755	294,072	292,772	(1,300)
TOTAL PERSONAL SERVICES		301,481	294,755	294,072	292,772	(1,300)
42010	FICA	21,593	21,399	22,497	22,397	(100)
42020	RETIREMENT - VRS	32,985	29,070	35,801	35,921	120
42050	HEALTH INSURANCE	33,166	29,187	30,589	36,184	5,595
42060	LIFE INSURANCE - VRS	3,439	3,032	3,260	3,272	12
42070	DISABILITY (VLDP)	348	178	179	183	4
42080	DENTAL INSURANCE	780	624	624	624	-
42110	WORKER'S COMP.	10,343	9,830	11,068	12,113	1,045
TOTAL FRINGE BENEFITS		102,654	93,320	104,018	110,694	6,676
43010	MISC. CONTRACTED SERVICES	74,000	73,808	101,500	111,500	10,000
43100	PROFESSIONAL SERVICES	5,000		8,000	2,500	(5,500)
43110	MEDICAL SERVICES	600	105	600	600	-
43120	ACCOUNTING & AUDITING			6,650	7,140	490
43320	SERVICE CONTRACTS	8,312	11,190	9,744	11,272	1,528
43325	TIPPING FEE-CO LANDFILL	519,200	510,058	567,000	567,000	-
43328	TIPPING FEES-OTHER DISP	1,000		1,000	1,000	-
43330	MAINT & REP.-MACH & EQUIP	5,000	2,619	20,000	20,000	-
43350	MAINT & REP.-AUTO EQUIP.	2,500		2,500	2,500	-
43360	MAINT & REP.-BLDGS & GNDS	5,000	3,389	20,000	20,000	-
43600	ADVERTISING	10,000	4,261	10,000	10,000	-
43710	UNIFORM MAINTENANCE CONT.	2,100	1,838	2,100	2,800	700
43890	STATE FEES AND PERMITS	12,000	20	12,000	12,000	-
TOTAL PURCHASED SERVICES		644,712	607,287	761,094	768,312	7,218
44200	C.G. - PARTS AND LABOR	36,100	24,636	35,800	33,800	(2,000)
44302	C.S.-POWER.EQUIP.SUPPLIES	5,500	1,093	5,500	5,500	-
44310	C.G. - FUEL	8,100	13,748	11,600	11,600	-
TOTAL INTERNAL SERVICES		49,700	39,477	52,900	50,900	(2,000)
45110	ELECTRICITY	6,000	5,657	6,000	6,000	-
45130	WATER & SEWER	2,000	1,161	2,000	2,000	-
45210	POSTAGE	1,000		1,000	1,000	-
45230	TELECOMMUNICATIONS	612	275	1,500	1,000	(500)
45305	PROPERTY/LIABILITY INS.				14,100	14,100

CITY OF HARRISONBURG, VA  
EXPENDITURE BUDGET

FUND - 2014 - SANITATION FUND  
 FUNCTION - 9020 - SANITATION  
 ACTIVITY - 962042 - SOLID WASTE MANAGEMENT  
 DEPARTMENT - 0000 - SOLID WASTE MANAGEMENT  
 DEPT/FUND - 962042 - SOLID WASTE MANAGEMENT

ACCOUNT-----	TITLE -----	----- 2021-2022 -----	----- 2022-2023 -----	----- 2023-2024 -----	NET	
		BUDGET	ACTUAL	BUDGET	PROPOSED	CHANGE
45340	PROPERTY INSURANCE	1,980	1,814	2,070		(2,070)
45350	VEHICLE & EQUIPMENT INS.	6,770	6,573	7,380		(7,380)
45370	PUB.OFFICIAL LIABILITY IN	2,460	2,558	2,620		(2,620)
45380	GENERAL LIABILITY INS.	950	978	950		(950)
45394	RETIREE H'CARE BENEFIT	4,200	3,850	4,200	4,200	-
45530	TRAINING & TRAVEL	1,375	54	1,375	1,125	(250)
45810	DUES & MEMBERSHIPS	1,000		1,000	1,000	-
TOTAL OTHER CHARGES		28,347	22,920	30,095	30,425	330
46010	OFFICE SUPPLIES	1,000	1,136	1,500	1,500	-
46070	REPAIR & MAINT. SUPPLIES	7,000	468	7,000	7,000	-
46080	POWERED EQUIPMENT FUELS	2,000	1,236	2,000	2,000	-
46090	POWERED EQUIPMENT SUPPLY	4,500		4,500	4,500	-
46140	OTHER OPERATING SUPPLIES	12,000	3,233	12,000	12,000	-
46170	EMS/MEDICAL SUPPLIES	500		500	500	-
TOTAL MATERIALS & SUPPLIES		27,000	6,073	27,500	27,500	-
TOTAL OTHER OPERATING EXPENSES		852,413	769,077	975,607	987,831	12,224
TOTAL SOLID WASTE MANAGEMENT		1,153,894	1,063,831	1,269,679	1,280,603	10,924



CITY OF HARRISONBURG, VA  
EXPENDITURE BUDGET

FUND - 2014 - SANITATION FUND  
FUNCTION - 9020 - SANITATION  
ACTIVITY - 972043 - CAPITAL OUTLAY  
DEPARTMENT - 0000 - CAPITAL OUTLAY  
DEPT/FUND - 972043 - CAPITAL OUTLAY

ACCOUNT-----	TITLE -----	----- 2021-2022 -----		2022-2023	2023-2024	NET
		BUDGET	ACTUAL	BUDGET	PROPOSED	CHANGE
48111	MACHINERY & EQUIPMENT	16,800	15,785	6,000	25,000	19,000
48151	MOTOR VEHICLES & EQUIP.	170,850		257,000	225,000	(32,000)
48172	HARDWARE	7,585			900	900
48181	BUILDINGS & GROUNDS		125			-
48272	HARDWARE	3,526	9,312			-
TOTAL CAPITAL OUTLAY		198,761	24,972	263,000	250,900	(12,100)
TOTAL CAPITAL OUTLAY		198,761	24,972	263,000	250,900	(12,100)
TOTAL CAPITAL OUTLAY		198,761	24,972	263,000	250,900	(12,100)

CITY OF HARRISONBURG, VA  
EXPENDITURE BUDGET

FUND - 2014 - SANITATION FUND  
 FUNCTION - 9020 - SANITATION  
 ACTIVITY - 982042 - DEBT SERVICE  
 DEPARTMENT - 0000 - DEBT SERVICE  
 DEPT/FUND - 982042 - DEBT SERVICE

ACCOUNT-----	TITLE -----	----- 2021-2022 -----		2022-2023	2023-2024	NET
		BUDGET	ACTUAL	BUDGET	PROPOSED	CHANGE
49550	BOND ISSUANCE COSTS, ETC.	20,050	21,210			-
49556	PMENT FOR CURRNT BOND REF	4,554,813	4,554,813			-
49414	G.O. SERIES 2010B	1,414,341	1,414,340			-
49427	G.O. SERIES 2021A			1,330,000	1,400,000	70,000
TOTAL PRINCIPAL		1,414,341	1,414,340	1,330,000	1,400,000	70,000
49150	BANK HANDLING CHARGES	500		500	100	(400)
49514	G.O. SERIES 2010B	165,772	97,029			-
49527	G.O. SERIES 2021A		66,500	176,750	108,500	(68,250)
TOTAL INTEREST & FISCAL CHARGES		166,272	163,529	177,250	108,600	(68,650)
TOTAL DEBT SERVICE		6,155,476	6,153,892	1,507,250	1,508,600	1,350
TOTAL OTHER USES OF FUNDS		6,155,476	6,153,892	1,507,250	1,508,600	1,350
TOTAL DEBT SERVICE		6,155,476	6,153,892	1,507,250	1,508,600	1,350

CITY OF HARRISONBURG, VA  
EXPENDITURE BUDGET

FUND - 2014 - SANITATION FUND  
FUNCTION - 9020 - SANITATION  
ACTIVITY - 992042 - TRANSFERS  
DEPARTMENT - 0000 - TRANSFERS  
DEPT/FUND - 992042 - TRANSFERS

ACCOUNT-----	TITLE -----	----- 2021-2022 -----		2022-2023	2023-2024	NET
		BUDGET	ACTUAL	BUDGET	PROPOSED	CHANGE
49210	TR TO GENERAL FUND	107,200	107,200	138,000	134,800	(3,200)
49246	TR TO SAN CAP PROJECTS				2,697,965	2,697,965
TOTAL FUND TRANSFERS		107,200	107,200	138,000	2,832,765	2,694,765
TOTAL OTHER USES OF FUNDS		107,200	107,200	138,000	2,832,765	2,694,765
TOTAL TRANSFERS		107,200	107,200	138,000	2,832,765	2,694,765
TOTAL SANITATION FUND		9,280,516	8,938,414	4,939,587	7,865,808	2,926,221

CITY OF HARRISONBURG, VA  
EXPENDITURE BUDGET

FUND - 2017 - BUSINESS LOAN PROGRAM  
 FUNCTION - 800 - COMMUNITY DEVELOPMENT  
 ACTIVITY - 850521 - REVOLVING LOAN PROGRAM  
 DEPARTMENT - 0000 - REVOLVING LOAN PROGRAM  
 DEPT/FUND - 850521 - REVOLVING LOAN PROGRAM

ACCOUNT-----	TITLE -----	-----	2021-2022 -----	2022-2023	2023-2024	NET
		BUDGET	ACTUAL	BUDGET	PROPOSED	CHANGE
45679	BUSINESS LOAN PROGRAM	100,000	21,500	100,000	100,000	-
TOTAL OTHER CHARGES		100,000	21,500	100,000	100,000	-
TOTAL OTHER OPERATING EXPENSES		100,000	21,500	100,000	100,000	-
TOTAL REVOLVING LOAN PROGRAM		100,000	21,500	100,000	100,000	-
TOTAL BUSINESS LOAN PROGRAM		100,000	21,500	100,000	100,000	-

CITY OF HARRISONBURG, VA  
EXPENDITURE BUDGET

FUND - 2018 - STORMWATER FUND  
 FUNCTION - 4520 - PUBLIC WORKS  
 ACTIVITY - 452041 - STORMWATER MANAGEMENT  
 DEPARTMENT - 0000 - STORMWATER MANAGEMENT  
 DEPT/FUND - 452041 - STORMWATER MANAGEMENT

ACCOUNT-----	TITLE -----	----- 2021-2022 -----	----- 2022-2023 -----	----- 2023-2024 -----	NET	
		BUDGET	ACTUAL	BUDGET	PROPOSED	CHANGE
41010	SALARIES & WAGES-REG.	164,191	85,541	179,577	176,841	(2,736)
41020	SALARIES & WAGES-O/T	2,826		2,890	2,998	108
41030	PT SALARIES & WAGES-REG	18,400	18,125	19,320	15,080	(4,240)
41052	SEVERANCE PAY-SEPARATION		2,840			-
41060	PTO - SEPARATION		1,704			-
41200	INCENTIVE PAYMENT	7,500	7,500			-
TOTAL PERSONAL SERVICES		192,917	115,710	201,787	194,919	(6,868)
TOTAL PERSONAL SERVICES		192,917	115,710	201,787	194,919	(6,868)
42010	FICA	14,760	8,566	15,438	14,911	(527)
42020	RETIREMENT - VRS	21,099	10,628	26,417	26,013	(404)
42050	HEALTH INSURANCE	23,614	6,426	24,795	23,590	(1,205)
42060	LIFE INSURANCE - VRS	2,200	1,108	2,407	2,370	(37)
42070	DISABILITY (VLDP)	846	406	872	937	65
42080	DENTAL INSURANCE	468	208	468	468	-
42110	WORKER'S COMP.	2,506	2,165	1,657	3,055	1,398
TOTAL FRINGE BENEFITS		65,493	29,506	72,054	71,344	(710)
43010	MISC. CONTRACTED SERVICES	9,463		15,000	15,000	-
43100	PROFESSIONAL SERVICES	98,550	13,765	85,000	215,000	130,000
43110	MEDICAL SERVICES	250	50	250	250	-
43120	ACCOUNTING & AUDITING	1,100	1,100	1,170	1,290	120
43320	SERVICE CONTRACTS	7,902	6,380	5,569	9,529	3,960
43325	TIPPING FEE-CO LANDFILL	26,100		27,000	27,000	-
43330	MAINT & REP.-MACH & EQUIP	2,000	253	2,000	2,000	-
43360	MAINT & REP.-BLDGS & GNDS	2,500	1,552	2,500	2,500	-
43600	ADVERTISING	3,000	806	3,000	3,000	-
43710	UNIFORM MAINTENANCE CONT.	1,000	388	1,000	1,200	200
43890	STATE FEES AND PERMITS	3,000	3,000	3,000	3,000	-
TOTAL PURCHASED SERVICES		154,865	27,294	145,489	279,769	134,280
44200	C.G. - PARTS AND LABOR	22,800	40,166	24,300	38,700	14,400
44302	C.S.-POWER.EQUIP.SUPPLIES	4,000	2,032	4,000	4,000	-
44310	C.G. - FUEL	11,300	16,780	16,000	20,000	4,000
TOTAL INTERNAL SERVICES		38,100	58,977	44,300	62,700	18,400
45110	ELECTRICITY	1,500				-
45120	HEATING	1,000	793			-
45130	WATER & SEWER	500		500		(500)
45210	POSTAGE	500	133	500	500	-
45220	MESSENGER SVS./PACKAGES	50		50	50	-
45230	TELECOMMUNICATIONS	1,872	905	1,500	1,500	-

CITY OF HARRISONBURG, VA  
EXPENDITURE BUDGET

FUND - 2018 - STORMWATER FUND  
 FUNCTION - 4520 - PUBLIC WORKS  
 ACTIVITY - 452041 - STORMWATER MANAGEMENT  
 DEPARTMENT - 0000 - STORMWATER MANAGEMENT  
 DEPT/FUND - 452041 - STORMWATER MANAGEMENT

ACCOUNT-----	TITLE -----	----- 2021-2022 -----	----- 2022-2023 -----	----- 2023-2024 -----	NET	
		BUDGET	ACTUAL	BUDGET	PROPOSED	CHANGE
45305	PROPERTY/LIABILITY INS.				4,050	4,050
45340	PROPERTY INSURANCE	40	37	40		(40)
45350	VEHICLE & EQUIPMENT INS.	2,830	2,747	3,150		(3,150)
45370	PUB.OFFICIAL LIABILITY IN	490	510	520		(520)
45380	GENERAL LIABILITY INS.	190	196	190		(190)
45410	LEASE/RENT OF EQUIPMENT	1,000	375	1,000	1,000	-
45530	TRAINING & TRAVEL	1,855	2,605	3,300	7,600	4,300
45540	EDUCATION	1,500		1,500	1,500	-
45751	HCAP DISBURSEMENTS	101,528	12,198	100,000	100,000	-
45752	SSCP DISBURSEMENTS	20,000	4,000	20,000	20,000	-
45810	DUES & MEMBERSHIPS	1,890	2,525	2,200	2,400	200
TOTAL OTHER CHARGES		136,745	27,024	134,450	138,600	4,150
46010	OFFICE SUPPLIES	1,000	1,470	2,000	2,000	-
46070	REPAIR & MAINT. SUPPLIES	750	557	750	750	-
46120	BOOKS & SUBSCRIPTIONS	500	17	500	500	-
46140	OTHER OPERATING SUPPLIES	10,000	2,349	10,000	10,000	-
TOTAL MATERIALS & SUPPLIES		12,250	4,394	13,250	13,250	-
TOTAL OTHER OPERATING EXPENSES		407,453	147,195	409,543	565,663	156,120
49311	RES.FOR SALARY INCREASE				15,300	15,300
TOTAL RESERVES					15,300	15,300
TOTAL OTHER USES OF FUNDS					15,300	15,300
TOTAL STORMWATER MANAGEMENT		600,370	262,905	611,330	775,882	164,552

CITY OF HARRISONBURG, VA  
EXPENDITURE BUDGET

FUND - 2018 - STORMWATER FUND  
 FUNCTION - 4520 - PUBLIC WORKS  
 ACTIVITY - 472041 - CAPITAL OUTLAY  
 DEPARTMENT - 0000 - CAPITAL OUTLAY  
 DEPT/FUND - 472041 - CAPITAL OUTLAY

ACCOUNT-----	TITLE -----	----- 2021-2022 -----		2022-2023	2023-2024	NET
		BUDGET	ACTUAL	BUDGET	PROPOSED	CHANGE
48272	HARDWARE		930	1,350	4,040	2,690
48278	NUTRIENT CREDITS-PERM	420,062	419,132	696,000	305,258	(390,742)
TOTAL CAPITAL OUTLAY		420,062	420,062	697,350	309,298	(388,052)
TOTAL CAPITAL OUTLAY		420,062	420,062	697,350	309,298	(388,052)
TOTAL CAPITAL OUTLAY		420,062	420,062	697,350	309,298	(388,052)

CITY OF HARRISONBURG, VA  
EXPENDITURE BUDGET

FUND - 2018 - STORMWATER FUND  
 FUNCTION - 4520 - PUBLIC WORKS  
 ACTIVITY - 492041 - TRANSFERS  
 DEPARTMENT - 0000 - TRANSFERS  
 DEPT/FUND - 492041 - TRANSFERS

ACCOUNT-----	TITLE -----	----- 2021-2022 -----		2022-2023	2023-2024	NET
		BUDGET	ACTUAL	BUDGET	PROPOSED	CHANGE
49210	TR TO GENERAL FUND	20,400	20,400	22,500	29,000	6,500
49248	TR TO STMWTR CAP PROJ	2,324,242	2,324,242		358,500	358,500
TOTAL FUND TRANSFERS		2,344,642	2,344,642	22,500	387,500	365,000
TOTAL OTHER USES OF FUNDS		2,344,642	2,344,642	22,500	387,500	365,000
TOTAL TRANSFERS		2,344,642	2,344,642	22,500	387,500	365,000
TOTAL STORMWATER FUND		3,365,074	3,027,609	1,331,180	1,472,680	141,500



CITY OF HARRISONBURG, VA  
EXPENDITURE BUDGET

FUND - 2111 - CENTRAL GARAGE FUND  
FUNCTION - 6021 - CENTRAL GARAGE  
ACTIVITY - 612141 - OPERATING  
DEPARTMENT - 0000 - OPERATING  
DEPT/FUND - 612141 - OPERATING

ACCOUNT-----	TITLE -----	----- 2021-2022 -----	----- 2022-2023 -----	----- 2023-2024 -----	NET
		BUDGET	ACTUAL	PROPOSED	CHANGE
41010	SALARIES & WAGES-REG.	692,190	668,746	746,577	22,960
41017	STAND BY PAY	8,000	7,688	8,500	-
41020	SALARIES & WAGES-O/T	30,791	17,973	48,875	3,000
41027	STANDBY & BLENDED - OT	3,000	1,825	3,000	-
41030	PT SALARIES & WAGES-REG	55,476	33,409	63,096	14,360
41040	PT SALARIES & WAGES-O/T	4,300	2,575	5,400	-
41050	ANNUAL LEAVE - SEPARATION	1,000		1,500	4,500
41051	SICK LEAVE - SEPARATION	1,000		1,500	8,500
41054	PTO - PAYOUT		1,450		-
41060	PTO - SEPARATION	2,000	404	2,500	-
41200	INCENTIVE PAYMENT	42,000	42,000		-
TOTAL PERSONAL SERVICES		839,757	776,070	880,948	53,320
TOTAL PERSONAL SERVICES		839,757	776,070	880,948	53,320
42010	FICA	65,471	54,016	67,393	4,079
42020	RETIREMENT - VRS	93,263	83,509	111,934	14,127
42050	HEALTH INSURANCE	154,175	123,175	159,224	17,985
42060	LIFE INSURANCE - VRS	9,724	8,708	10,462	340
42070	DISABILITY (VLDP)	2,050	2,080	2,443	651
42080	DENTAL INSURANCE	2,621	1,422	2,496	281
42110	WORKER'S COMP.	16,329	12,205	11,003	(53)
TOTAL FRINGE BENEFITS		343,633	285,115	364,955	37,410
43100	PROFESSIONAL SERVICES	1,000	290	1,200	-
43110	MEDICAL SERVICES	2,000	1,780	2,500	-
43133	COMPUTER SUPPORT	1,500	823	6,000	-
43310	REPAIRS & MAINTENANCE			500	500
43320	SERVICE CONTRACTS	280,000	268,778	295,000	55,000
43330	MAINT & REP.-MACH & EQUIP	30,000	18,157	35,000	10,000
43336	MAINT & REP.-RADIO EQUIP		107		-
43360	MAINT & REP.-BLDGS & GNDS	35,000	27,256	45,000	5,000
43600	ADVERTISING	500	1,094	1,500	1,000
43710	UNIFORM MAINTENANCE CONT.	10,000	12,804	15,000	10,000
TOTAL PURCHASED SERVICES		360,000	331,087	401,200	81,500
44200	C.G. - PARTS AND LABOR	6,400	6,337	7,200	400
44300	CENTRAL STORES	3,500	1,999	4,500	500
44310	C.G. - FUEL	3,200	3,426	4,500	-
TOTAL INTERNAL SERVICES		13,100	11,762	16,200	900
45110	ELECTRICITY	40,000	33,977	50,600	4,400
45120	HEATING	15,000	14,113	15,500	500

CITY OF HARRISONBURG, VA  
EXPENDITURE BUDGET

FUND - 2111 - CENTRAL GARAGE FUND  
 FUNCTION - 6021 - CENTRAL GARAGE  
 ACTIVITY - 612141 - OPERATING  
 DEPARTMENT - 0000 - OPERATING  
 DEPT/FUND - 612141 - OPERATING

ACCOUNT-----	TITLE -----	----- 2021-2022 -----		2022-2023	2023-2024	NET
		BUDGET	ACTUAL	BUDGET	PROPOSED	CHANGE
45130	WATER & SEWER	4,500	4,764	5,000	6,000	1,000
45210	POSTAGE	200	27	400	400	-
45230	TELECOMMUNICATIONS	4,000	1,284	4,915	5,000	85
45305	PROPERTY/LIABILITY INS.				20,310	20,310
45310	BOILER & MACHINERY INS.	4,730	4,325	4,910		(4,910)
45340	PROPERTY INSURANCE	7,640	6,999	7,970		(7,970)
45350	VEHICLE & EQUIPMENT INS.	1,360	1,320	1,510		(1,510)
45370	PUB.OFFICIAL LIABILITY IN	3,230	3,359	3,440		(3,440)
45380	GENERAL LIABILITY INS.	1,250	1,287	1,250		(1,250)
45394	RETIREE H'CARE BENEFIT	7,360	7,360	3,960	3,960	-
45410	LEASE/RENT OF EQUIPMENT	1,500	1,788	5,000	5,000	-
45530	TRAINING & TRAVEL	7,000	2,555	8,900	10,000	1,100
45540	EDUCATION	1,000		1,000	1,000	-
45810	DUES & MEMBERSHIPS	1,000	695	1,500	1,500	-
TOTAL OTHER CHARGES		99,770	83,854	115,855	124,170	8,315
46010	OFFICE SUPPLIES	250	636	1,650	2,000	350
46070	REPAIR & MAINT. SUPPLIES	15,000	12,910	16,000	18,000	2,000
46110	UNIFORMS	1,200	697	3,000	3,500	500
46120	BOOKS & SUBSCRIPTIONS	500	85	550	550	-
46140	OTHER OPERATING SUPPLIES	25,000	10,028	35,000	40,000	5,000
46170	EMS/MEDICAL SUPPLIES	2,200	1,544	3,000	3,000	-
TOTAL MATERIALS & SUPPLIES		44,150	25,900	59,200	67,050	7,850
TOTAL OTHER OPERATING EXPENSES		860,653	737,718	957,410	1,093,385	135,975
48271	EDP EQUIPMENT		1,625			-
TOTAL CAPITAL OUTLAY			1,625			-
TOTAL CAPITAL OUTLAY			1,625			-
49311	RES.FOR SALARY INCREASE				120,100	120,100
TOTAL RESERVES					120,100	120,100
TOTAL OTHER USES OF FUNDS					120,100	120,100
TOTAL OPERATING		1,700,410	1,515,413	1,838,358	2,147,753	309,395

CITY OF HARRISONBURG, VA  
EXPENDITURE BUDGET

FUND - 2111 - CENTRAL GARAGE FUND  
 FUNCTION - 6021 - CENTRAL GARAGE  
 ACTIVITY - 662141 - ADMINISTRATION  
 DEPARTMENT - 0000 - ADMINISTRATION  
 DEPT/FUND - 662141 - ADMINISTRATION

ACCOUNT-----	TITLE -----	----- 2021-2022 -----	----- 2022-2023 -----	----- 2023-2024 -----	NET
		BUDGET	ACTUAL	PROPOSED	CHANGE
41010	SALARIES & WAGES-REG.	91,803	80,833	101,202	657
41020	SALARIES & WAGES-O/T	1,440	1,607	1,718	75
41030	PT SALARIES & WAGES-REG	2,760	1,451	4,504	(43)
41040	PT SALARIES & WAGES-O/T	934	233	934	-
41050	ANNUAL LEAVE - SEPARATION	300	355	675	-
41051	SICK LEAVE - SEPARATION	300	750	750	-
41053	ANNUAL LEAVE - PAYOUT		262		-
41054	PTO - PAYOUT		217		-
41060	PTO - SEPARATION	300		525	75
41200	INCENTIVE PAYMENT	4,050	4,050		-
TOTAL PERSONAL SERVICES		101,887	89,757	110,308	764
TOTAL PERSONAL SERVICES		101,887	89,757	110,308	764
42010	FICA	7,795	6,424	8,438	59
42020	RETIREMENT - VRS	11,797	10,073	14,887	96
42050	HEALTH INSURANCE	10,232	9,768	13,124	(1,480)
42060	LIFE INSURANCE - VRS	1,230	1,062	1,356	9
42070	DISABILITY (VLDP)	222	177	252	27
42080	DENTAL INSURANCE	257	222	280	1
42090	UNEMPLOYMENT	450	34	540	10
42110	WORKER'S COMP.	689	447	529	13
TOTAL FRINGE BENEFITS		32,672	28,207	39,406	(1,265)
43100	PROFESSIONAL SERVICES	115	49	125	25
43110	MEDICAL SERVICES	120	59	135	35
43120	ACCOUNTING & AUDITING	1,125	1,125	1,190	190
43133	COMPUTER SUPPORT	4,475	23	4,500	-
43320	SERVICE CONTRACTS	12,300	4,852	12,525	675
43330	MAINT & REP.-MACH & EQUIP	825	543	1,050	10
43360	MAINT & REP.-BLDGS & GNDS	2,925	1,591	3,075	455
43600	ADVERTISING	300	356	690	80
TOTAL PURCHASED SERVICES		22,185	8,597	23,290	1,470
44200	C.G. - PARTS AND LABOR	630	827	690	430
44300	CENTRAL STORES	900	443	975	(35)
44310	C.G. - FUEL	240	184	350	-
TOTAL INTERNAL SERVICES		1,770	1,453	2,015	395
45110	ELECTRICITY	10,575	6,548	10,650	750
45120	HEATING	200	93	210	20
45130	WATER & SEWER	320	437	495	35
45210	POSTAGE	155	124	210	-

CITY OF HARRISONBURG, VA  
EXPENDITURE BUDGET

FUND - 2111 - CENTRAL GARAGE FUND  
 FUNCTION - 6021 - CENTRAL GARAGE  
 ACTIVITY - 662141 - ADMINISTRATION  
 DEPARTMENT - 0000 - ADMINISTRATION  
 DEPT/FUND - 662141 - ADMINISTRATION

ACCOUNT-----	TITLE -----	----- 2021-2022 -----	----- 2022-2023 -----	----- 2023-2024 -----	NET	
		BUDGET	ACTUAL	BUDGET	PROPOSED	CHANGE
45230	TELECOMMUNICATIONS	915	776	1,645	1,760	115
45305	PROPERTY/LIABILITY INS.				960	960
45340	PROPERTY INSURANCE	245	229	255		(255)
45350	VEHICLE & EQUIPMENT INS.	145	68	160		(160)
45370	PUB.OFFICIAL LIABILITY IN	455	374	485		(485)
45380	GENERAL LIABILITY INS.	175	144	175		(175)
45410	LEASE/RENT OF EQUIPMENT	3,300	2,931	3,375	4,650	1,275
45530	TRAINING & TRAVEL	1,920	23	1,935	2,100	165
45810	DUES & MEMBERSHIPS	295	125	300	320	20
TOTAL OTHER CHARGES		18,700	11,873	19,895	22,160	2,265
46010	OFFICE SUPPLIES	1,360	611	1,360	1,740	380
46070	REPAIR & MAINT. SUPPLIES	145		150	150	-
46110	UNIFORMS	1,550	648	1,575	1,830	255
46120	BOOKS & SUBSCRIPTIONS	30	45	35	40	5
46140	OTHER OPERATING SUPPLIES	5,550	5,097	5,700	5,700	-
46170	EMS/MEDICAL SUPPLIES	300	105	300	330	30
TOTAL MATERIALS & SUPPLIES		8,935	6,506	9,120	9,790	670
TOTAL OTHER OPERATING EXPENSES		84,262	56,635	93,726	97,261	3,535
48271	EDP EQUIPMENT		981			-
TOTAL CAPITAL OUTLAY			981			-
TOTAL CAPITAL OUTLAY			981			-
TOTAL ADMINISTRATION		186,149	147,373	204,034	208,333	4,299

CITY OF HARRISONBURG, VA  
EXPENDITURE BUDGET

FUND - 2111 - CENTRAL GARAGE FUND  
 FUNCTION - 6021 - CENTRAL GARAGE  
 ACTIVITY - 672141 - CAPITAL OUTLAY  
 DEPARTMENT - 0000 - CAPITAL OUTLAY  
 DEPT/FUND - 672141 - CAPITAL OUTLAY

ACCOUNT-----	TITLE -----	----- 2021-2022 -----		2022-2023	2023-2024	NET
		BUDGET	ACTUAL	BUDGET	PROPOSED	CHANGE
48111	MACHINERY & EQUIPMENT	16,084		53,000	62,312	9,312
48121	FURNITURE & FIXTURES				6,900	6,900
48151	MOTOR VEHICLES & EQUIP.	69,656				-
48181	BUILDINGS & GROUNDS	26,925	27,550			-
48271	EDP EQUIPMENT		2,595	13,000	10,080	(2,920)
TOTAL CAPITAL OUTLAY		112,665	30,145	66,000	79,292	13,292
TOTAL CAPITAL OUTLAY		112,665	30,145	66,000	79,292	13,292
TOTAL CAPITAL OUTLAY		112,665	30,145	66,000	79,292	13,292
TOTAL CENTRAL GARAGE FUND		1,999,224	1,692,931	2,108,392	2,435,378	326,986

CITY OF HARRISONBURG, VA  
EXPENDITURE BUDGET

FUND - 2112 - CENTRAL STORES FUND  
 FUNCTION - 7021 - CENT. STORES OPERATING  
 ACTIVITY - 712141 - OPERATING  
 DEPARTMENT - 0000 - OPERATING  
 DEPT/FUND - 712141 - OPERATING

ACCOUNT-----	TITLE -----	----- 2021-2022 -----	----- 2022-2023 -----	----- 2023-2024 -----	NET
		BUDGET	ACTUAL	PROPOSED	CHANGE
41010	SALARIES & WAGES-REG.	94,671	100,437	102,378	(1,014)
41020	SALARIES & WAGES-O/T	2,431	2,189	2,948	444
41200	INCENTIVE PAYMENT	6,000	6,000		-
TOTAL PERSONAL SERVICES		103,102	108,625	105,326	(570)
TOTAL PERSONAL SERVICES		103,102	108,625	105,326	(570)
42010	FICA	7,888	7,156	8,102	(45)
42020	RETIREMENT - VRS	12,166	12,408	15,060	(151)
42050	HEALTH INSURANCE	19,552	25,368	30,026	3,501
42060	LIFE INSURANCE - VRS	1,269	1,294	1,372	(13)
42070	DISABILITY (VLDP)	206	218	543	331
42080	DENTAL INSURANCE	312	312	312	-
42110	WORKER'S COMP.	2,473	1,962	2,134	261
TOTAL FRINGE BENEFITS		43,866	48,718	57,504	3,884
43010	MISC. CONTRACTED SERVICES	1,500		1,500	-
43100	PROFESSIONAL SERVICES	50	16	50	-
43110	MEDICAL SERVICES	100	50	200	100
43120	ACCOUNTING & AUDITING	1,050	1,050	1,200	90
43320	SERVICE CONTRACTS	11,246	9,305	10,466	(1,439)
43330	MAINT & REP.-MACH & EQUIP	1,500	979	1,500	-
43340	MAINT & REP.-FURN & FIX	1,700		1,700	-
43360	MAINT & REP.-BLDGS & GNDS	2,000	722	2,000	-
43600	ADVERTISING	200		200	-
43710	UNIFORM MAINTENANCE CONT.	600	342	800	200
TOTAL PURCHASED SERVICES		19,946	12,464	20,665	(1,049)
44200	C.G. - PARTS AND LABOR	2,000	1,436	2,200	(200)
44304	C.S.-BLDG. & GROUNDS SUPP	500	376	500	-
44307	C.S.-OFFICE SUPPLIES	600	466	600	-
44308	C.S.-SAFETY/MEDICAL SUPP.	100	26	100	-
44309	C.S.-OTHER SUPPLIES	600	117	600	-
44310	C.G. - FUEL	200	277	400	400
44313	CONTRACTOR EQUIP. LOANS	300		300	-
44316	INV ADJ-OTHER THAN UTILIT	750	71	750	-
TOTAL INTERNAL SERVICES		5,050	2,768	5,450	200
45110	ELECTRICITY	5,400	4,188	5,400	-
45120	HEATING	3,500	3,627	3,500	-
45130	WATER & SEWER	850	839	850	-
45210	POSTAGE	100		100	-
45220	MESSENGER SVS./PACKAGES	600		600	-

CITY OF HARRISONBURG, VA  
EXPENDITURE BUDGET

FUND - 2112 - CENTRAL STORES FUND  
 FUNCTION - 7021 - CENT. STORES OPERATING  
 ACTIVITY - 712141 - OPERATING  
 DEPARTMENT - 0000 - OPERATING  
 DEPT/FUND - 712141 - OPERATING

ACCOUNT-----	TITLE -----	----- 2021-2022 -----		2022-2023	2023-2024	NET
		BUDGET	ACTUAL	BUDGET	PROPOSED	CHANGE
45230	TELECOMMUNICATIONS	852	864	500	500	-
45305	PROPERTY/LIABILITY INS.				2,570	2,570
45340	PROPERTY INSURANCE	1,150	1,054	1,200		(1,200)
45350	VEHICLE & EQUIPMENT INS.	520	505	560		(560)
45370	PUB.OFFICIAL LIABILITY IN	410	426	440		(440)
45380	GENERAL LIABILITY INS.	160	165	160		(160)
45394	RETIREE H'CARE BENEFIT				3,600	3,600
45410	LEASE/RENT OF EQUIPMENT	700		700	700	-
45530	TRAINING & TRAVEL	3,935	2,672	4,710	4,710	-
45540	EDUCATION	600		600	600	-
45810	DUES & MEMBERSHIPS	800	915	1,000	1,000	-
45850	FREIGHT & DRAYAGE	50		50	50	-
TOTAL OTHER CHARGES		19,627	15,255	20,370	24,180	3,810
46010	OFFICE SUPPLIES	700	461	700	700	-
46070	REPAIR & MAINT. SUPPLIES	150		150	150	-
46120	BOOKS & SUBSCRIPTIONS	125	213	125	125	-
46140	OTHER OPERATING SUPPLIES	800	624	800	800	-
TOTAL MATERIALS & SUPPLIES		1,775	1,298	1,775	1,775	-
TOTAL OTHER OPERATING EXPENSES		90,264	80,504	101,880	108,725	6,845
49311	RES.FOR SALARY INCREASE				11,600	11,600
TOTAL RESERVES					11,600	11,600
TOTAL OTHER USES OF FUNDS					11,600	11,600
TOTAL OPERATING		193,366	189,129	207,776	225,651	17,875

CITY OF HARRISONBURG, VA  
EXPENDITURE BUDGET

FUND - 2112 - CENTRAL STORES FUND  
 FUNCTION - 7021 - CENT. STORES OPERATING  
 ACTIVITY - 772141 - CAPITAL OUTLAY  
 DEPARTMENT - 0000 - CAPITAL OUTLAY  
 DEPT/FUND - 772141 - CAPITAL OUTLAY

ACCOUNT-----	TITLE -----	----- 2021-2022 -----	----- 2022-2023 -----	2023-2024	NET
		BUDGET	ACTUAL	PROPOSED	CHANGE
48172	HARDWARE	3,520	1,097		-
48181	BUILDINGS & GROUNDS			8,000	8,000
48272	HARDWARE		2,280		-
TOTAL CAPITAL OUTLAY		3,520	3,377	8,000	8,000
TOTAL CAPITAL OUTLAY		3,520	3,377	8,000	8,000
TOTAL CAPITAL OUTLAY		3,520	3,377	8,000	8,000
TOTAL CENTRAL STORES FUND		196,886	192,507	207,776	25,875
TOTAL REPORT		556,410,036	393,202,639	335,348,735	26,868,307