

CITY OF HARRISONBURG, VIRGINIA

Proposed Budget

For the Fiscal Year

July 1, 2022 to June 30, 2023



**CITY OF HARRISONBURG, VIRGINIA
PROPOSED BUDGET TABLE OF CONTENTS
FISCAL YEAR 2023**

Officials

City Manager's Budget Letter

Budget Summary	1-103
----------------	-------

Revenue Budget by Funds:

General Fund	1-7
School Fund	8
School Nutrition Fund	9
Emergency Communications Center Fund	10-11
Community Development Block Grant Fund	12
School Transportation Fund	13
General Capital Projects Fund	14
School Capital Projects Fund	15
Emergency Communications Center Capital Projects Fund	16
Water Capital Projects Fund	17
Sewer Capital Projects Fund	18
Sanitation Capital Projects Fund	19
Stormwater Capital Projects Fund	20
Water Fund	21-22
Sewer Fund	23
Public Transportation Fund	24-25
Sanitation Fund	26
Business Loan Program Fund	27
Stormwater Fund	28
Central Garage Fund	29
Central Stores Fund	30

Expenditure Budget by Funds:

General Fund	1-119
School Fund	120
School Nutrition Fund	121
Emergency Communication Center Fund	122-126
Community Development Block Grant Fund	127-128
School Transportation Fund	129-133
General Capital Projects Fund	134

**CITY OF HARRISONBURG, VIRGINIA
PROPOSED BUDGET TABLE OF CONTENTS
FISCAL YEAR 2023**

Expenditure Budget by Funds (continued):

School Capital Projects Fund	135
Emergency Communications Center Capital Projects Fund	136
Water Capital Projects Fund	137
Sewer Capital Projects Fund	138
Sanitation Capital Projects Fund	139
Stormwater Capital Projects Fund	140
Water Fund	141-154
Sewer Fund	155-167
Public Transportation Fund	168-176
Sanitation Fund	177-186
Business Loan Program Fund	187
Stormwater Fund	188-191
Central Garage Fund	192-196
Central Stores Fund	197-199

CITY OF HARRISONBURG, VIRGINIA

OFFICIALS

Deanna R. Reed, Mayor

Salvador "Sal" T. Romero, Vice Mayor

Laura A. Dent, Council Member

George J. Hirschmann, Council Member

Christopher B. Jones, Council Member

Alexander "Ande" Banks, IV, Interim City Manager

Amy E. Snider, Assistant to the City Manager

**CITY MANAGER'S
BUDGET LETTER**



CITY OF HARRISONBURG
**OFFICE OF THE
CITY MANAGER**

ANDE BANKS, INTERIM CITY MANAGER
409 SOUTH MAIN STREET, HARRISONBURG, VA 22801
OFFICE (540) 432-7701 • FAX (540) 432-7778

April 12, 2022

The Honorable Mayor and Members of City Council:

I am pleased to present to you the City Manager's Proposed Budget for Fiscal Year (FY) 2023. The context in which this proposed budget has been developed is quite different than this time a year ago. The City has emerged from the financial uncertainty of the first two years of the pandemic in good financial position. The financial outlook is significantly better than one year ago. However, we now face new pressures, including inflation, supply chain interruptions, and workforce shortages.

The recommended FY 2023 spending plan offers investment in City Council's top priorities and maintains current service levels as well as existing programs to citizens. It provides for general government administration, community safety, public education, public transportation services for both school and transit, and fulfills financial agreements with our community partners. The proposed budget restores some capital projects put on hold during the pandemic and it continues to invest in our most valuable asset, our employees, through compensation increases.

The FY 2023 proposed operating budget totals \$335,862,387, which is a 13.9% increase from the adopted FY 2022 budget. The General Fund is the primary fund for most general government operations. The proposed General Fund budget for FY 2023 is \$145,124,948, which is an increase of 15.9% compared to the FY 2022 adopted General Fund budget.

The City Manager's proposed budget includes a real estate tax increase to continue to fund the debt service for the second high school project. The proposed budget recommends the real estate tax rate increase to \$0.93 per \$100 valuation. The proposed budget also includes an increase in utility fees in preparation for future once-in-a-century capital expenses to replace and upgrade our water and sewer systems.

As in prior years, the City has thoughtfully used fund balance in the budget to offset the costs of ongoing capital improvements and one-time expenditures in accordance with the City's Financial Management Policies. Staff is proposing to use approximately \$6.3 million in fund balance to construct a new Public Works Building. The City also sets aside fund balance to use as a contingency for the General Fund as one-time capital expenditures arise.

Improving Financial Position

As a City government and community, we are beginning to come out of the financial challenges created by the COVID-19 pandemic. The opening of campuses at James Madison University and Eastern Mennonite University, as well as the opening of businesses over the past year, have had substantial positive impacts on the City's major revenue sources. As a result, most of the City's major revenue sources such as sales, meals and lodging tax revenue have returned to their pre-pandemic levels and have actually exceeded revenue

levels that existed prior to the pandemic. In total, other local tax revenues are projected to increase \$7.9 million over the FY 2022 budget estimates. Real estate valuations grew 7.8% with the most recent property assessments which when combined with the proposed \$.03 real estate tax rate increase will increase real estate tax revenue by \$4.4 million. However, with rising inflation and interest rates, the City will need to continue monitoring revenue levels for signs that current economic activity does not begin to exhaust itself.

Investing in Our Public Facilities and Infrastructure

Due to the financial impact of the pandemic the City put on hold numerous capital projects. The FY 2023 spending plan restores some of these capital projects and funds planning studies for other priority projects.

The City's award-winning Department of Public Works has outgrown its existing building, which is also in need of significant updates due to its age. However, renovation and addition options are very limited due to the building's location in a FEMA identified Flood Way and Flood Plain. The proposed budget includes \$6.3 million in funding from fund balance to construct a new Public Works building within the Public Works complex on Mosby Road. The building will be designed to accommodate current operations and additional space for growth.

Departments within City Hall continue to grow as our workforce and population increases. The proposed budget includes funding to conduct a space study to examine the space needs of City Hall offices. This study will inform a future renovation of the Old Municipal Building into additional office spaces and envision a future where City administrative offices remain in downtown and on Main Street for decades to come.

The proposed budget also includes funding for several projects aimed to improve and repair our infrastructure. The funding will support replacement of a box culvert on Dogwood Drive, sidewalk additions and replacements, water and sewer system investments, and traffic calming measures.

Our Valued Employees

The FY 2023 budget continues to invest in our most important asset, our employees. The proposed budget recommends a 3% compensation increase for all full-time and eligible part-time employees and an additional 2% compensation increase for sworn law enforcement, fire fighters and emergency communicators. Also, I am pleased to note that the proposed budget absorbs the 3% increase in health insurance costs rather than passing it on to employees in a health insurance premium increase.

Additionally, recognizing the shift in the economy, recruitment challenges, and growth in our community, this proposed budget creates 45 new full-time positions. 30 of these new positions are conversions of part-time positions to full-time.

School Funding

This proposed budget fully funds the request of the Harrisonburg City Public Schools (HCPS) in the amount of \$37,435,173, which is a 4% increase from the adopted FY 2022 budget. The proposed budget also includes an increase of \$2,868,034 in education debt service payments for the second high school project. The total annual debt service for the project is \$5.5 million. This budget includes a proposed \$.03 real estate tax increase and a planned \$2.4 million contribution from HCPS that will be allocated toward this new debt service.

Community Partners

The City of Harrisonburg and Rockingham County have a long-standing shared services agreement related to jail/courts, social services, and the emergency communications center. The proposed FY 2023 budget increases the City’s shared services allocation by \$1.7 million, which includes additional funding for increased operational costs, employee salary adjustments, and various capital outlay. Additional funding is provided for the Children Services Act (CSA) office.

Civic and Community Organization Grant funding is awarded to nonprofits and other agencies during the budget process. The proposed budget includes recommended grant awards to 37 outside agencies in the total amount of \$500,900. A review committee evaluated each application received based on a uniform set of criteria, including alignment of the application with City Council’s 2039 Vision and the number of City of Harrisonburg residents to be served.

Shenandoah Valley Conference Center-Hotel Madison

The City previously entered into a financial agreement with the James Madison University (JMU) Foundation and the city’s Economic Development Authority (EDA) related to the Shenandoah Valley Conference Center (SVCC). The agreement stipulated that all tax revenue generated from the Hotel Madison project would be transferred to the JMU Foundation, through a grant from the EDA, to reimburse the JMU Foundation for its costs to build the SVCC. This agreement will be in effect for 15 years. The proposed FY 2023 operating budget allocates a \$1.2 million transfer payment to the JMU Foundation.

In accordance with Section 15.2-2506 of the Code of Virginia, a public hearing is required to be held at least seven days prior to the final adoption of the budget. As such, it is suggested the public hearing for the budget be held on April 26, 2022, and the final adoption occur on May 24, 2022.

Additionally, a public hearing will be held on the real estate tax rate on May 24, 2022.

The City Charter requires the budget be adopted by May 31 of each year.

I would like to acknowledge and thank the City’s Executive Leadership Team and Finance staff for meeting the challenges posed by this year’s budget. I would like to share my personal gratitude for the evaluation, analysis and hard work of Director of Finance, Larry Propst, and Assistant to the City Manager, Amy Snider. I look forward to working with each City Council Member in the coming weeks to converse on the proposed budget and its impact on the community.

Cordially,

Ande Banks
Interim City Manager

BUDGET SUMMARY

**CITY OF HARRISONBURG, VIRGINIA
BUDGET SUMMARY
FISCAL YEAR 2023**

<u>Comparison of Revenue Budgets</u>	<u>1-4</u>
<u>Comparison of Expenditure Budgets</u>	<u>5-9</u>
<u>General Fund Budget Summary</u>	
<u>General Fund Graphs and Charts</u>	<u>10-14</u>
<u>General Fund Revenues</u>	<u>15-25</u>
<u>General Fund Expenditures</u>	<u>26-89</u>
<u>Other Funds Budget Summary</u>	
<u>Other Funds Revenues and Expenditures</u>	<u>90-103</u>

CITY OF HARRISONBURG, VIRGINIA
COMPARISON OF REVENUE BUDGETS
For Fiscal Year 2023

Fund and Major Revenue Sources	FY 2022 Original Budget	FY 2023 Proposed Budget	Percentage of Fund's Budget	Increase (Decrease)	Percentage Change
General Fund					
Amount from fund balance	3,024,145	6,300,000	4.34%	3,275,855	108.32%
General property taxes	56,991,100	62,570,100	43.11%	5,579,000	9.79%
Other local taxes	43,196,700	51,078,400	35.20%	7,881,700	18.25%
Permits, privilege fees and regulatory licenses	577,950	577,950	0.40%	-	0.00%
Fines and forfeitures	580,000	485,000	0.33%	(95,000)	-16.38%
Use of money and property	65,000	95,000	0.07%	30,000	46.15%
Charges for services	1,303,400	1,450,500	1.00%	147,100	11.29%
Miscellaneous	5,892,600	5,947,150	4.10%	54,550	0.93%
Recovered costs	969,350	920,049	0.63%	(49,301)	-5.09%
State revenue	10,195,049	10,580,833	7.29%	385,784	3.78%
Federal revenue	47,500	302,666	0.21%	255,166	537.19%
Nonrevenue receipts	50,000	50,000	0.03%	-	0.00%
Transfers from other funds	2,310,400	4,767,300	3.28%	2,456,900	106.34%
Total General Fund	125,203,194	145,124,948		19,921,754	15.91%
School Fund					
Charges for services	378,542	378,542	0.35%	-	0.00%
State revenue	50,953,801	60,118,864	56.13%	9,165,063	17.99%
Federal revenue	5,916,667	9,178,303	8.57%	3,261,636	55.13%
Transfers from other funds	36,008,259	37,435,173	34.95%	1,426,914	3.96%
Total School Fund	93,257,269	107,110,882		13,853,613	14.86%
School Nutrition Fund					
Amount from fund balance	86,600	-	0.00%	(86,600)	-100.00%
Charges for services	75,000	76,000	1.53%	1,000	1.33%
State revenue	194,000	155,000	3.11%	(39,000)	-20.10%
Federal revenue	4,372,600	4,746,692	95.36%	374,092	8.56%
Total School Nutrition Fund	4,728,200	4,977,692		249,492	5.28%
Emergency Communications Center Fund					
Amount from fund balance	850,000	650,000	7.10%	(200,000)	-23.53%
Use of money and property	224,376	214,376	2.34%	(10,000)	-4.46%
Miscellaneous	3,157,977	3,506,761	38.33%	348,784	11.04%
Recovered costs	598,206	565,500	6.18%	(32,706)	-5.47%
State revenue	577,948	605,548	6.62%	27,600	4.78%
Federal revenue	125,000	100,000	1.09%	(25,000)	-20.00%
Transfers from other funds	3,157,977	3,506,761	38.33%	348,784	11.04%
Total Emergency Communications Center Fund	8,691,484	9,148,946		457,462	5.26%
Community Development Block Grant Fund					
Federal revenue	860,818	540,419	100.00%	(320,399)	-37.22%
Total Community Development Block Grant Fund	860,818	540,419		(320,399)	-37.22%

CITY OF HARRISONBURG, VIRGINIA
COMPARISON OF REVENUE BUDGETS
For Fiscal Year 2023

Fund and Major Revenue Sources	FY 2022 Original Budget	FY 2023 Proposed Budget	Percentage of Fund's Budget	Increase (Decrease)	Percentage Change
School Transportation Fund					
Amount from fund balance	450,000	476,980	8.49%	26,980	6.00%
Use of money and property	400	500	0.01%	100	25.00%
Charges for services	4,318,822	5,126,400	91.24%	807,578	18.70%
Miscellaneous	15,000	15,000	0.27%	-	0.00%
Total School Transportation Fund	4,784,222	5,618,880		834,658	17.45%
General Capital Projects Fund					
Recovered costs	4,784,717	-	0.00%	(4,784,717)	-100.00%
State revenue	3,947,500	-	0.00%	(3,947,500)	-100.00%
Transfers from other funds	400,000	6,925,000	100.00%	6,525,000	1631.25%
Total General Capital Projects Fund	9,132,217	6,925,000		(2,207,217)	-24.17%
School Capital Projects Fund					
Capital projects	-	600,000	19.75%	600,000	0.00%
Total School Capital Projects Fund	-	600,000		600,000	0.00%
ECC Capital Projects Fund					
Miscellaneous	-	-	0.00%	-	0.00%
Recovered costs	-	-	0.00%	-	0.00%
Transfers from other funds	850,000	650,000	21.40%	(200,000)	-23.53%
Total ECC Capital Projects Fund	850,000	650,000		(200,000)	-23.53%
Water Capital Projects Fund					
Transfers from other funds	2,004,908	3,037,659	100.00%	1,032,751	51.51%
Total Water Capital Projects Fund	2,004,908	3,037,659		1,032,751	51.51%
Sewer Capital Projects Fund					
Transfers from other funds	-	1,914,307	100.00%	1,914,307	0.00%
Total Sewer Capital Projects Fund	-	1,914,307		1,914,307	0.00%
Sanitation Capital Projects Fund					
Transfers from other funds	-	-	0.00%	-	0.00%
Total Sanitation Capital Projects Fund	-	-		-	0.00%
Stormwater Capital Projects Fund					
State revenue	966,979	-	0.00%	(966,979)	-100.00%
Transfers from other funds	313,000	-	0.00%	(313,000)	-100.00%
Total Stormwater Capital Projects Fund	1,279,979	-		(1,279,979)	-100.00%

CITY OF HARRISONBURG, VIRGINIA
COMPARISON OF REVENUE BUDGETS
For Fiscal Year 2023

Fund and Major Revenue Sources	FY 2022 Original Budget	FY 2023 Proposed Budget	Percentage of Fund's Budget	Increase (Decrease)	Percentage Change
Water Fund					
Amount from fund balance	200,000	2,067,455	14.56%	1,867,455	933.73%
Permits, privilege fees and regulatory fees	150,000	100,000	0.70%	(50,000)	-33.33%
Use of money and property	35,800	50,000	0.35%	14,200	39.66%
Charges for services	9,101,650	10,195,000	71.77%	1,093,350	12.01%
Miscellaneous	6,000	5,000	0.04%	(1,000)	-16.67%
Recovered costs	35,000	20,000	0.14%	(15,000)	-42.86%
Intrafund transfers	1,723,200	1,766,700	12.44%	43,500	2.52%
Total Water Fund	11,251,650	14,204,155		2,952,505	26.24%
Sewer Fund					
Amount from fund balance	862,059	1,473,070	9.77%	611,011	70.88%
Permits, privilege fees and regulatory fees	200,000	110,000	0.73%	(90,000)	-45.00%
Use of money and property	8,000	5,000	0.03%	(3,000)	-37.50%
Charges for services	10,119,590	12,250,000	81.23%	2,130,410	21.05%
Miscellaneous	2,000	5,000	0.03%	3,000	150.00%
Recovered costs	26,000	45,000	0.30%	19,000	73.08%
Intrafund transfers	1,192,500	1,193,400	7.91%	900	0.08%
Total Sewer Fund	12,410,149	15,081,470		2,671,321	21.53%
Public Transportation Fund					
Amount from fund balance	220,000	163,800	1.34%	(56,200)	-25.55%
Use of money and property	96,000	81,000	0.66%	(15,000)	-15.63%
Charges for services	2,138,002	2,494,927	20.38%	356,925	16.69%
Recovered costs	122,375	-	0.00%	(122,375)	-100.00%
State revenue	5,250,000	2,225,951	18.18%	(3,024,049)	-57.60%
Federal revenue	4,558,257	7,275,416	59.43%	2,717,159	59.61%
Transfers from other funds	-	-	0.00%	-	0.00%
Total Public Transportation Fund	12,384,634	12,241,094		(143,540)	-1.16%
Sanitation Fund					
Amount from fund balance	453,113	519,387	10.51%	66,274	14.63%
Use of money and property	3,000	10,200	0.21%	7,200	240.00%
Charges for services	4,150,000	4,410,000	89.28%	260,000	6.27%
Total Sanitation Fund	4,606,113	4,939,587		333,474	7.24%
Business Loan Program Fund					
Amount from fund balance	59,400	69,500	69.50%	10,100	17.00%
Use of money and property	3,600	2,600	2.60%	(1,000)	-27.78%
Miscellaneous	37,000	27,900	27.90%	(9,100)	-24.59%
Total Business Loan Program Fund	100,000	100,000		-	0.00%

CITY OF HARRISONBURG, VIRGINIA
 COMPARISON OF REVENUE BUDGETS
 For Fiscal Year 2023

Fund and Major Revenue Sources	FY 2022 Original Budget	FY 2023 Proposed Budget	Percentage of Fund's Budget	Increase (Decrease)	Percentage Change
Stormwater Fund					
Amount from fund balance	-	-	0.00%	-	0.00%
Use of money and property	3,000	3,500	0.26%	500	16.67%
Charges for services	1,327,680	1,327,680	99.74%	-	0.00%
Total Stormwater Fund	1,330,680	1,331,180		500	0.04%
Central Garage Fund					
Amount from fund balance	-	50,000	2.37%	50,000	0.00%
Permits, privilege fees and regulatory fees	1,000	1,000	0.05%	-	0.00%
Use of money and property	1,000	1,000	0.05%	-	0.00%
Charges for services	1,850,070	2,055,392	97.49%	205,322	11.10%
Recovered costs	1,000	1,000	0.05%	-	0.00%
Total Central Garage Fund	1,853,070	2,108,392		255,322	13.78%
Central Stores Fund					
Amount from fund balance	-	-	0.00%	-	0.00%
Transfers from other funds	190,427	207,776	100.00%	17,349	9.11%
Total Central Stores Fund	190,427	207,776		17,349	9.11%
Total All Funds	294,919,014	335,862,387		40,943,373	13.88%

CITY OF HARRISONBURG, VIRGINIA
COMPARISON OF EXPENDITURE BUDGETS
For Fiscal Year 2023

Fund, Function and Elements	FY 2022 Original Budget	FY 2023 Proposed Budget	Percentage of Fund's Budget	Increase (Decrease)	Percentage Change
General Fund					
General government administration:					
City council	257,144	268,965	0.19%	11,821	4.60%
City manager	770,654	914,504	0.63%	143,850	18.67%
City attorney	347,519	373,437	0.26%	25,918	7.46%
Human resources	634,385	756,755	0.52%	122,370	19.29%
Independent auditor	22,280	23,620	0.02%	1,340	6.01%
Commissioner of revenue	495,112	585,288	0.40%	90,176	18.21%
Assessor	324,004	347,925	0.24%	23,921	7.38%
Equalization board	3,300	3,300	0.00%	-	0.00%
Treasurer	692,936	770,027	0.53%	77,091	11.13%
Finance	732,419	829,371	0.57%	96,952	13.24%
Information technology	2,180,409	2,673,092	1.84%	492,683	22.60%
Purchasing	197,412	191,979	0.13%	(5,433)	-2.75%
Electoral board	324,339	275,545	0.19%	(48,794)	-15.04%
Total general government administration	6,981,913	8,013,808	5.52%	1,031,895	14.78%
Public safety:					
Police administration	4,127,200	4,303,116	2.97%	175,916	4.26%
Police operations	4,965,078	5,330,748	3.67%	365,670	7.36%
Police criminal investigation	1,781,070	1,944,330	1.34%	163,260	9.17%
Police special operations	2,114,016	2,091,545	1.44%	(22,471)	-1.06%
Police grants	78,812	83,194	0.06%	4,382	5.56%
Fire administration	955,039	1,071,508	0.74%	116,469	12.20%
Fire suppression	7,364,352	9,759,993	6.73%	2,395,641	32.53%
Fire prevention	735,561	783,031	0.54%	47,470	6.45%
Fire training	269,527	306,410	0.21%	36,883	13.68%
Court appointed attorney	60,000	60,000	0.04%	-	0.00%
Regional juvenile detention (SVJC)	228,304	196,030	0.14%	(32,274)	-14.14%
Regional jail (MRRJ)	3,150,518	3,179,177	2.19%	28,659	0.91%
Building inspection	984,145	1,054,336	0.73%	70,191	7.13%
Animal control	139,350	147,492	0.10%	8,142	5.84%
Animal control (SPCA)	323,573	463,632	0.32%	140,059	43.29%
Emergency services	100,500	156,481	0.11%	55,981	55.70%
Community paramedic	-	214,931	0.15%	214,931	0.00%
Public safety building	323,491	404,739	0.28%	81,248	25.12%
Total public safety	27,700,536	31,550,693	21.74%	3,850,157	13.90%
Public works:					
General engineering	889,201	846,092	0.58%	(43,109)	-4.85%
Public works administration	-	1,693,560	1.17%	1,693,560	0.00%
Highway and street maintenance	5,794,515	4,859,725	3.35%	(934,790)	-16.13%
Street lights	559,613	559,703	0.39%	90	0.02%
Snow and ice removal	287,456	341,941	0.24%	54,485	18.95%
Traffic engineering	1,602,571	1,802,072	1.24%	199,501	12.45%
Highway and street beautification	628,022	642,829	0.44%	14,807	2.36%
Downtown parking maintenance	147,578	142,068	0.10%	(5,510)	-3.73%
Street and road cleaning	411,818	427,462	0.29%	15,644	3.80%

CITY OF HARRISONBURG, VIRGINIA
COMPARISON OF EXPENDITURE BUDGETS
For Fiscal Year 2023

Fund, Function and Elements	FY 2022 Original Budget	FY 2023 Proposed Budget	Percentage of Fund's Budget	Increase (Decrease)	Percentage Change
General Fund (continued)					
Public works (continued):					
General properties	373,339	493,014	0.34%	119,675	32.06%
Total public works	10,694,113	11,808,466	8.14%	1,114,353	10.42%
Health and welfare:					
Local health department	358,019	344,180	0.24%	(13,839)	-3.87%
Community services board	870,773	1,020,773	0.70%	150,000	17.23%
Tax relief for the elderly/disabled veterans	136,000	147,000	0.10%	11,000	8.09%
Total health and welfare	1,364,792	1,511,953	1.04%	147,161	10.78%
Parks, recreation and cultural:					
Parks administration	659,601	699,721	0.48%	40,120	6.08%
Parks	1,487,498	1,537,691	1.06%	50,193	3.37%
Field maintenance	468,671	380,894	0.26%	(87,777)	-18.73%
Community activities center	1,038,280	535,526	0.37%	(502,754)	-48.42%
Special events and programs	-	553,101	0.38%	553,101	0.00%
Simms recreation center	413,688	493,664	0.34%	79,976	19.33%
Westover swimming pool	498,508	545,122	0.38%	46,614	9.35%
Athletics	415,075	434,938	0.30%	19,863	4.79%
Golf course grounds management	496,887	575,205	0.40%	78,318	15.76%
Golf course clubhouse management	343,617	366,011	0.25%	22,394	6.52%
Regional library (MRL)	588,866	606,532	0.42%	17,666	3.00%
Total parks, recreation and cultural	6,410,691	6,728,405	4.64%	317,714	4.96%
Planning and community development:					
Planning	272,551	291,708	0.20%	19,157	7.03%
Zoning administration	216,392	293,853	0.20%	77,461	35.80%
Board of zoning appeals	5,878	5,878	0.00%	-	0.00%
Economic development	654,323	718,497	0.50%	64,174	9.81%
Tourism and visitors services	486,307	503,323	0.35%	17,016	3.50%
Blacks run greenway	101,942	106,465	0.07%	4,523	4.44%
Total planning and community development	1,737,393	1,919,724	1.32%	182,331	10.49%
Other:					
Community and civic organizations	897,967	915,855	0.63%	17,888	1.99%
Joint operations with Rockingham County	9,690,900	11,414,300	7.87%	1,723,400	17.78%
Conference center (SVCC)	1,100,000	1,200,000	0.83%	100,000	9.09%
Reserve for contingencies	825,000	1,438,570	0.99%	613,570	74.37%
Debt service	18,233,653	20,756,240	14.30%	2,522,587	13.83%
Transfers to other funds	39,566,236	47,866,934	32.98%	8,300,698	20.98%
Total other	70,313,756	83,591,899	57.60%	13,278,143	18.88%
Total General Fund	125,203,194	145,124,948	100.00%	19,921,754	15.91%

CITY OF HARRISONBURG, VIRGINIA
 COMPARISON OF EXPENDITURE BUDGETS
 For Fiscal Year 2023

Fund, Function and Elements	FY 2022 Original Budget	FY 2023 Proposed Budget	Percentage of Fund's Budget	Increase (Decrease)	Percentage Change
School Fund					
Instruction	71,876,264	79,724,058	74.43%	7,847,794	10.92%
Admin., attendance and health services	5,205,400	6,028,533	5.63%	823,133	15.81%
Pupil transportation	4,409,051	5,271,082	4.92%	862,031	19.55%
Operations and maintenance	6,800,457	7,223,060	6.74%	422,603	6.21%
Technology	4,966,097	5,864,149	5.47%	898,052	18.08%
Transfers to other funds	-	3,000,000	2.80%	3,000,000	0.00%
Total School Fund	93,257,269	107,110,882		13,853,613	14.86%
School Nutrition Fund					
Food service	4,698,200	4,947,692	99.40%	249,492	5.31%
Technology	30,000	30,000	0.60%	-	0.00%
Total School Nutrition Fund	4,728,200	4,977,692		249,492	5.28%
Emergency Communications Center Fund					
Emergency communications center	6,613,541	7,329,314	80.11%	715,773	10.82%
Computer aided dispatch (CAD)	1,227,943	1,169,632	12.78%	(58,311)	-4.75%
Transfers to other funds	850,000	650,000	7.10%	(200,000)	-23.53%
Total Emergency Communications Center Fund	8,691,484	9,148,946		457,462	5.26%
Community Development Block Grant Fund					
Community development block grant	860,818	540,419	100.00%	(320,399)	-37.22%
Total Community Development Block Grant Fund	860,818	540,419		(320,399)	-37.22%
School Transportation Fund					
School buses	4,055,146	4,820,326	85.79%	765,180	18.87%
Field trips and charters	206,178	215,336	3.83%	9,158	4.44%
Administration	522,898	583,218	10.38%	60,320	11.54%
Total School Transportation Fund	4,784,222	5,618,880		834,658	17.45%
General Capital Projects Fund					
Capital projects	9,132,217	6,925,000	100.00%	(2,207,217)	-24.17%
Total General Capital Projects Fund	9,132,217	6,925,000		(2,207,217)	-24.17%
School Capital Projects Fund					
Capital projects	-	600,000	8.66%	600,000	0.00%
Total School Capital Projects Fund	-	600,000		600,000	0.00%
ECC Capital Projects Fund					
Capital projects	850,000	650,000	21.40%	(200,000)	-23.53%
Total ECC Capital Projects Fund	850,000	650,000		(200,000)	-23.53%

CITY OF HARRISONBURG, VIRGINIA
 COMPARISON OF EXPENDITURE BUDGETS
 For Fiscal Year 2023

Fund, Function and Elements	FY 2022 Original Budget	FY 2023 Proposed Budget	Percentage of Fund's Budget	Increase (Decrease)	Percentage Change
Water Capital Projects Fund					
Capital projects	2,004,908	3,037,659	100.00%	1,032,751	51.51%
Total Water Capital Projects Fund	2,004,908	3,037,659		1,032,751	51.51%
Sewer Capital Projects Fund					
Capital projects	-	1,914,307	100.00%	1,914,307	0.00%
Total Sewer Capital Projects Fund	-	1,914,307		1,914,307	0.00%
Sanitation Capital Projects Fund					
Capital projects	-	-	0.00%	-	0.00%
Total Sanitation Capital Projects Fund	-	-		-	0.00%
Stormwater Capital Projects Fund					
Capital projects	1,279,979	-	0.00%	(1,279,979)	-100.00%
Total Stormwater Capital Projects Fund	1,279,979	-		(1,279,979)	-100.00%
Water Fund					
Administration	607,149	838,912	5.91%	231,763	38.17%
Pumping, storage and monitoring	777,044	872,826	6.14%	95,782	12.33%
Transmission and distribution	1,001,145	1,059,358	7.46%	58,213	5.81%
Utility billing	542,655	529,222	3.73%	(13,433)	-2.48%
Miscellaneous	2,382,600	2,543,800	17.91%	161,200	6.77%
Purification	1,219,934	1,318,485	9.28%	98,551	8.08%
Capital outlay	179,000	269,000	1.89%	90,000	50.28%
Debt service	1,442,405	2,655,661	18.70%	1,213,256	84.11%
Transfers to other funds	3,099,718	4,116,891	28.98%	1,017,173	32.82%
Total Water Fund	11,251,650	14,204,155		2,952,505	26.24%
Sewer Fund					
Administration	837,672	880,286	5.84%	42,614	5.09%
Treatment and disposal	3,300,000	4,460,000	29.57%	1,160,000	35.15%
Collection and transmission	1,150,495	1,209,950	8.02%	59,455	5.17%
Miscellaneous	1,626,200	1,734,420	11.50%	108,220	6.65%
Utility billing	426,218	566,963	3.76%	140,745	33.02%
Pumping and monitoring	435,147	428,200	2.84%	(6,947)	-1.60%
Capital outlay	92,000	212,000	1.41%	120,000	130.43%
Debt service	3,600,000	2,700,000	17.90%	(900,000)	-25.00%
Transfers to other funds	942,417	2,889,651	19.16%	1,947,234	206.62%
Total Sewer Fund	12,410,149	15,081,470		2,671,321	21.53%

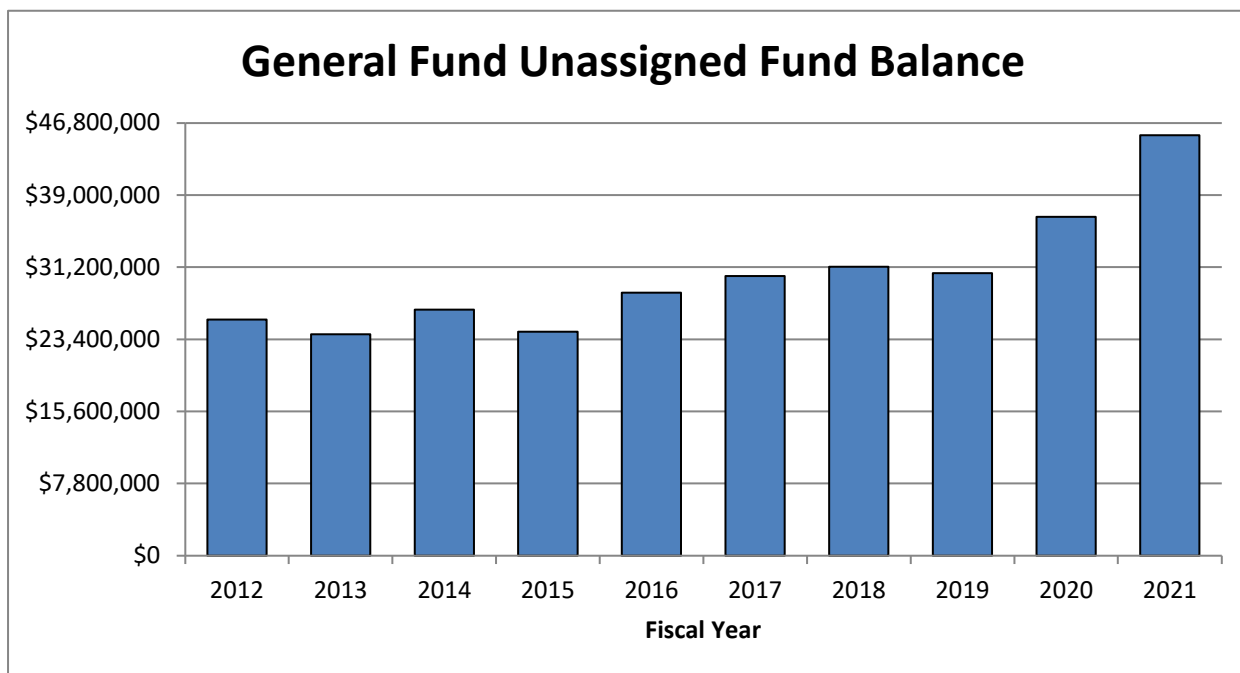
CITY OF HARRISONBURG, VIRGINIA
 COMPARISON OF EXPENDITURE BUDGETS
 For Fiscal Year 2023

Fund, Function and Elements	FY 2022 Original Budget	FY 2023 Proposed Budget	Percentage of Fund's Budget	Increase (Decrease)	Percentage Change
Public Transportation Fund					
Transit buses	4,991,921	5,842,698	47.73%	850,777	17.04%
Miscellaneous	-	136,600	1.12%	136,600	0.00%
Paratransit buses	814,372	939,163	7.67%	124,791	15.32%
Administration	742,341	820,633	6.70%	78,292	10.55%
Capital outlay	5,500,000	4,142,000	33.84%	(1,358,000)	-24.69%
Transfers to other funds	336,000	360,000	2.94%	24,000	7.14%
Total Public Transportation Fund	12,384,634	12,241,094		(143,540)	-1.16%
Sanitation Fund					
Solid waste collection	1,397,742	1,446,715	29.29%	48,973	3.50%
Landfill	270,741	276,203	5.59%	5,462	2.02%
Miscellaneous	6,300	50,320	1.02%	44,020	698.73%
Solid waste management	1,225,932	1,258,099	25.47%	32,167	2.62%
Capital outlay	17,585	263,000	5.32%	245,415	1395.59%
Debt service	1,580,613	1,507,250	30.51%	(73,363)	-4.64%
Transfers to other funds	107,200	138,000	2.79%	30,800	28.73%
Total Sanitation Fund	4,606,113	4,939,587		333,474	7.24%
Business Loan Program Fund					
Revolving loan program	100,000	100,000	100.00%	-	0.00%
Total Business Loan Program Fund	100,000	100,000		-	0.00%
Stormwater Fund					
Stormwater management	582,755	611,330	45.92%	28,575	4.90%
Capital outlay	414,525	697,350	52.39%	282,825	68.23%
Transfers to other funds	333,400	22,500	1.69%	(310,900)	-93.25%
Total Stormwater Fund	1,330,680	1,331,180		500	0.04%
Central Garage Fund					
Operating	1,671,281	1,843,180	87.42%	171,899	10.29%
Administration	181,789	199,212	9.45%	17,423	9.58%
Capital outlay	-	66,000	3.13%	66,000	0.00%
Total Central Garage Fund	1,853,070	2,108,392		255,322	13.78%
Central Stores Fund					
Operating	186,907	207,776	100.00%	20,869	11.17%
Capital outlay	3,520	-	0.00%	(3,520)	-100.00%
Total Central Stores Fund	190,427	207,776		17,349	9.11%
Total All Funds	294,919,014	335,862,387		40,943,373	13.88%

**GENERAL FUND
BUDGET SUMMARY**

**CITY OF HARRISONBURG, VIRGINIA
 GENERAL FUND SUMMARY OF FUND BALANCES
 LAST TEN FISCAL YEARS**

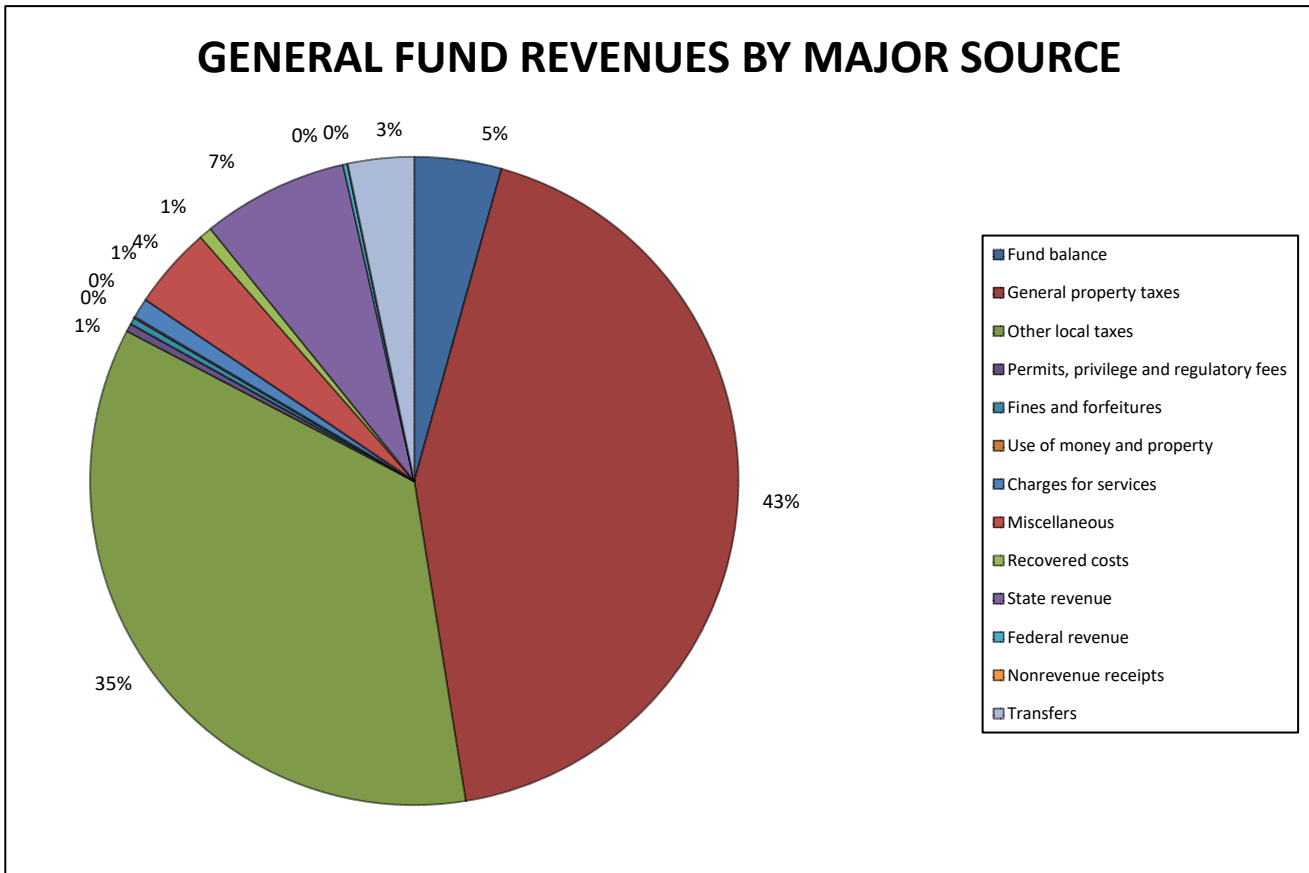
Fiscal Year	Unassigned Fund Balance	Total Fund Balance
2021	45,459,532	52,123,510
2020	36,632,322	39,466,793
2019	30,561,724	35,698,366
2018	31,239,773	36,470,507
2017	30,226,183	32,697,066
2016	28,435,301	30,355,709
2015	24,214,042	26,981,136
2014	26,595,398	32,054,456
2013	23,932,401	31,239,028
2012	25,534,922	31,518,885



Source: City of Harrisonburg, Virginia Comprehensive Annual Financial Report

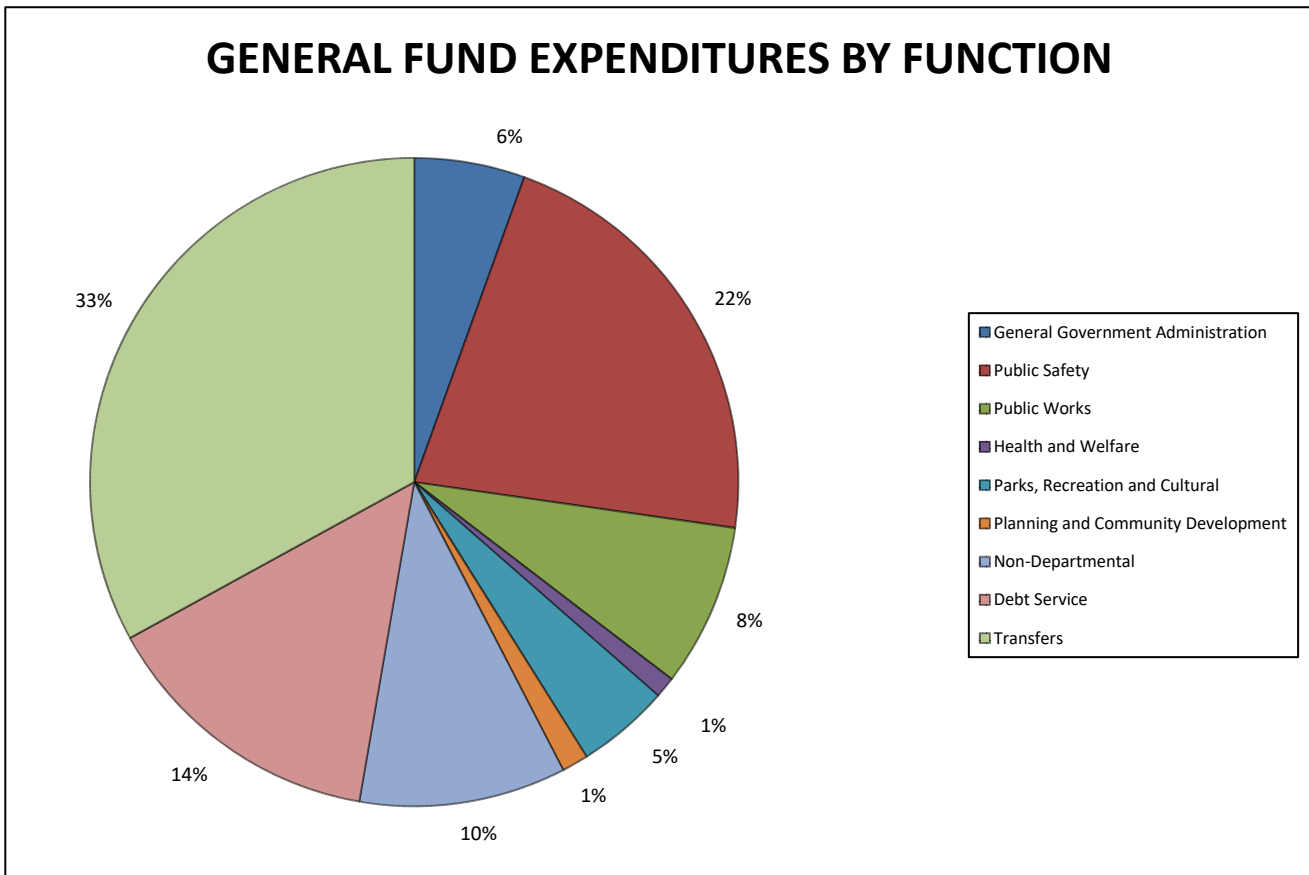
CITY OF HARRISONBURG, VIRGINIA
GENERAL FUND REVENUES BY MAJOR SOURCE
For Fiscal Year 2023

Function	Budgeted Amount	Percent of Budget
Fund balance	\$ 6,300,000	4.34%
General property taxes	62,570,100	43.11%
Other local taxes	51,078,400	35.20%
Permits, privilege and regulatory fees	577,950	0.40%
Fines and forfeitures	485,000	0.33%
Use of money and property	95,000	0.07%
Charges for services	1,450,500	1.00%
Miscellaneous	5,947,150	4.10%
Recovered costs	920,049	0.63%
State revenue	10,580,833	7.29%
Federal revenue	302,666	0.21%
Nonrevenue receipts	50,000	0.03%
Transfers	<u>4,767,300</u>	3.28%
Total	\$ <u>145,124,948</u>	



CITY OF HARRISONBURG, VIRGINIA
GENERAL FUND EXPENDITURES BY FUNCTION
For Fiscal Year 2023

Function	Budgeted Amount	Percent of Budget
General Government Administration	\$ 8,013,808	5.52%
Public Safety	31,550,693	21.74%
Public Works	11,808,466	8.14%
Health and Welfare	1,511,953	1.04%
Parks, Recreation and Cultural	6,728,405	4.64%
Planning and Community Development	1,919,724	1.32%
Non-Departmental	14,968,725	10.31%
Debt Service	20,756,240	14.30%
Transfers	<u>47,866,934</u>	32.98%
Total	\$ <u>145,124,948</u>	



CITY OF HARRISONBURG, VIRGINIA
SCHOOL OPERATING FUNDING FROM THE GENERAL FUND
FOR THE TEN YEAR PERIOD JULY 1, 2013 THROUGH JUNE 30, 2023

Fiscal Year	Operating Transfers	Change	Percentage Change
2023	37,435,173	1,426,914	4.0%
2022	36,008,259	-	0.0%
2021	36,008,259	204,951	0.6%
2020	35,803,308	1,384,086	4.0%
2019	34,419,222	1,156,683	3.5%
2018	33,262,539	3,200,000	10.6%
2017	30,062,539	167,000	0.6%
2016	29,895,539	1,058,679	3.7%
2015	28,836,860	1,492,224	5.5%
2014	27,344,636		

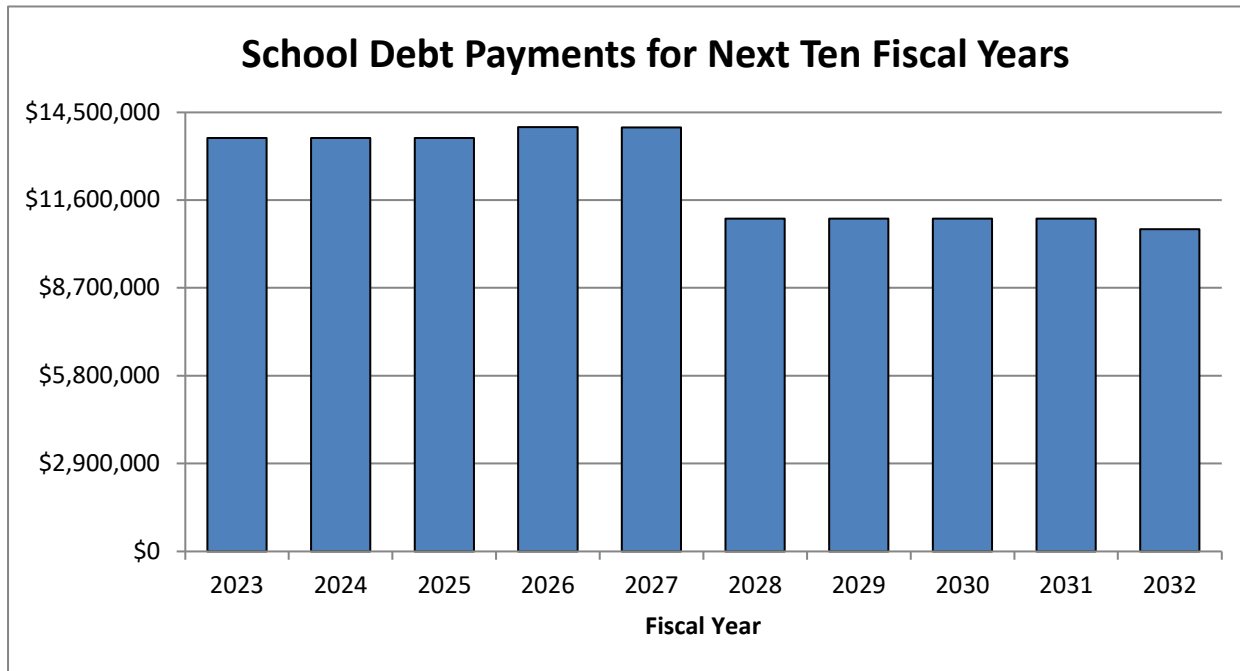


Note - Fiscal Year 2023 is the City Manager's proposed budget transfer.

Note - Capital funding included \$800,000, \$1,200,000 and \$2,167,000 in FY 2015, FY 2016 and FY 2017, respectively.

**CITY OF HARRISONBURG, VIRGINIA
 GENERAL FUND SCHOOL DEBT PAYMENTS
 FOR THE NEXT TEN FISCAL YEARS**

Fiscal Year	Principal	Interest	Total
2023	7,873,000	5,773,528	13,646,528
2024	8,273,000	5,377,849	13,650,849
2025	8,683,500	4,961,499	13,644,999
2026	9,475,000	4,529,083	14,004,083
2027	9,919,000	4,080,456	13,999,456
2028	7,295,000	3,691,320	10,986,320
2029	7,601,000	3,378,339	10,979,339
2030	7,936,500	3,046,444	10,982,944
2031	8,306,500	2,681,179	10,987,679
2032	8,325,500	2,307,975	10,633,475



GENERAL FUND REVENUES

GENERAL PROPERTY TAXES

General property taxes consist of taxes levied on real estate, personal property, mobile homes and machinery and tools. This revenue category also includes penalty, interest and other various fees collected that pertain to property taxes. An increase of \$0.03 to \$0.93 in the real estate tax rate is proposed. General property taxes are projected to increase \$5.6 million (9.8%). Due to significant increases in the assessed value of used vehicles, it is anticipated that there will be an adjustment to personal property tax rate prior to the adoption of the budget.

The following table provides information on real estate and personal property rates for some comparable localities.

Real Estate Tax Rates		Personal Property Tax Rate	
Harrisonburg	\$0.90	Harrisonburg	\$3.50
Charlottesville	0.95	Charlottesville	4.20
Lynchburg	1.11	Lynchburg	3.80
Staunton	0.92	Staunton	2.90
Waynesboro	0.90	Waynesboro	3.25
Winchester	0.93	Winchester	4.80
Rockingham County	0.74	Rockingham County	3.00

Tax Rates are for Fiscal Year 2022.

FY 2022-23 General Property Taxes Budget Highlights

- A \$0.03 increase in the proposed real estate tax rate in order to fund the debt service for the new high school is anticipated to provide an additional \$1.45 million in increased real estate tax revenue.
- A 7.8% increase in projected real estate assessments is anticipated to provide an additional \$2.95 million in increased real estate tax revenue.
- Natural growth in personal property and machinery and tools tax revenue is anticipated to provide an additional \$1.1 million in increased revenue.

	FY 2022 Adopted	FY 2023 Proposed	FY 2023 Adopted	Increase (Decrease)	Percentage Change
Real estate	\$ 40,863,500	\$ 45,266,300	\$ -	\$ 4,402,800	10.77%
Personal property	12,340,900	13,320,600	-	979,700	7.94%
Public service corp	507,900	580,600	-	72,700	14.31%
Mobile homes	9,800	10,600	-	800	8.16%
Machinery and tools	2,846,500	2,961,500	-	115,000	4.04%
Penalty and interest	335,000	335,000	-	-	0.00%
Other	87,500	95,500	-	8,000	9.14%
Total	\$ 56,991,100	\$ 62,570,100	\$ -	\$ 5,579,000	9.79%

OTHER LOCAL TAXES

Other local taxes consist of local taxes generated from within the city other than general property taxes. The more significant tax revenue includes sales tax, restaurant food (meals) tax, business license tax, and hotel and motel (lodging) tax. Among these more significant categories, tax revenues have returned and actually exceeded their preCOVID-19 pandemic levels. No change in tax rates are being proposed. Other local taxes are projected to increase \$7.9 million (18.3%).

FY 2022-23 Other Local Taxes Budget Highlights

- Sales tax revenue is projected to increase \$2.3 million (15.5%).
- Restaurant food (meals) tax revenue is projected to increase \$3.5 million (28.2%).
- Business license tax revenue is projected to increase \$662,800 (9.5%).
- Hotel and motel (lodging) tax revenue is projected to increase \$1.1 million (51.4%).

	FY 2022 Adopted	FY 2023 Proposed	FY 2023 Adopted	Increase (Decrease)	Percentage Change
Sales tax	\$ 14,677,400	\$ 16,956,800	\$ -	\$ 2,279,400	15.53%
Restaurant food tax	12,483,800	16,007,300	-	3,523,500	28.22%
Business license tax	6,971,700	7,634,500	-	662,800	9.51%
Hotel and motel tax	2,162,100	3,274,100	-	1,112,000	51.43%
Motor vehicle license	1,294,900	1,301,000	-	6,100	0.47%
Consumer utility tax	1,781,300	1,811,400	-	30,100	1.69%
Bank stock tax	750,000	890,500	-	140,500	18.73%
Cigarette tax	508,600	459,200	-	(49,400)	-9.71%
Other	2,566,900	2,743,600	-	176,700	6.88%
Total	\$ 43,196,700	\$ 51,078,400	\$ -	\$ 7,881,700	18.25%

PERMITS, FEES AND LICENSES

Permits, privilege fees and regulatory licenses consist mainly of various permit fees charged by the Department of Planning and Community Development. The more significant revenue includes building permit fees, electrical permit fees, mechanical permit fees and fees for the Virginia Stormwater Management Program (VSMP). Permits, fees and licenses are projected to remain unchanged. There are no anticipated changes in the various fee schedules.

FY 2022-23 Permits, Fees and Licenses Budget Highlights

- All permit fees are projected to remain flat.

	FY 2022 Adopted	FY 2023 Proposed	FY 2023 Adopted	Increase (Decrease)	Percentage Change
Building permit fees	\$ 332,500	\$ 332,500	\$ -	\$ -	0.00%
Other permit fees	137,700	137,700	-	-	0.00%
VSMP fees	26,600	26,600	-	-	0.00%
Site plan review fees	11,400	11,400	-	-	0.00%
Animal licenses	4,000	4,000	-	-	0.00%
Other	65,750	65,750	-	-	0.00%
Total	\$ 577,950	\$ 577,950	\$ -	\$ -	0.00%

FINES AND FORFEITURES

Fines and forfeitures consist mainly of various court fines, E-summons fee and parking fines. The most significant revenue item in this category is court fines. Fines and forfeitures are projected to decrease \$95,000 (16.4%).

FY 2022-23 Fines and Forfeitures Budget Highlights

- Court fines are anticipated to decrease \$95,000 (20%).
- All other fines and forfeitures are projected increase a total of \$5,000.

	FY 2022 Adopted	FY 2023 Proposed	FY 2023 Adopted	Increase (Decrease)	Percentage Change
Court fines	\$ 500,000	\$ 400,000	\$ -	\$ (100,000)	-20.00%
Parking fines	45,000	45,000	-	-	0.00%
E-summons fee	25,000	30,000	-	5,000	20.00%
Other	10,000	10,000	-	-	0.00%
Total	\$ 580,000	\$ 485,000	\$ -	\$ (95,000)	-16.38%

USE OF MONEY AND PROPERTY

Use of money and property consists of investment revenue and revenue from the rental of property. Use of money and property is projected to increase \$30,000 (46.2%).

FY 2022-23 Use of Money and Property Budget Highlights

- Investment revenue is estimated to increase \$30,000 as the result of potential increases in interest rates.

	<u>FY 2022 Adopted</u>	<u>FY 2023 Proposed</u>	<u>FY 2023 Adopted</u>	<u>Increase (Decrease)</u>	<u>Percentage Change</u>
Investment revenue	\$ 50,000	\$ 80,000	\$ -	\$ 30,000	60.00%
Rental of property	10,000	10,000	-	-	0.00%
Other	5,000	5,000	-	-	0.00%
Total	<u>\$ 65,000</u>	<u>\$ 95,000</u>	<u>\$ -</u>	<u>\$ 30,000</u>	<u>46.15%</u>

CHARGES FOR SERVICES

Charges for services consists of revenue charged for services provided by the city. The more significant revenue items include golf course fees and parks and recreation fees. Charges for services are projected to increase \$147,100 (11.3%).

FY 2022-23 Charges for Services Budget Highlights

- Golf course fees have been trending up over the past 2 years and budgeted revenues are projected to increase \$128,600 (21%).
- Cost recovery provided by the Harrisonburg Rescue Squad is anticipated to remain unchanged.

	FY 2022 Adopted	FY 2023 Proposed	FY 2023 Adopted	Increase (Decrease)	Percentage Change
Golf course	\$ 612,500	\$ 741,100	\$ -	\$ 128,600	21.00%
Parks and recreation	409,900	409,900	-	-	0.00%
Rescue service	100,000	100,000	-	-	0.00%
Parking	106,500	125,000	-	18,500	17.37%
Law enforcement	65,000	65,000	-	-	0.00%
Fire and rescue	9,500	9,500	-	-	0.00%
Total	\$ 1,303,400	\$ 1,450,500	\$ -	\$ 147,100	11.29%

MISCELLANEOUS

Miscellaneous revenue consists mainly of the contribution from the Harrisonburg Electric Commission (HEC) and the contribution from James Madison University (JMU). Miscellaneous revenue is projected to increase \$54,550 (0.9%).

FY 2022-23 Miscellaneous Budget Highlights

- The contribution from the HEC is anticipated to remain unchanged.
- Other miscellaneous revenue is projected to increase \$54,550 primarily from an increase in the estimated contribution from JMU.

	FY 2022 Adopted	FY 2023 Proposed	FY 2023 Adopted	Increase (Decrease)	Percentage Change
HEC contribution	\$ 5,200,000	\$ 5,200,000	\$ -	\$ -	0.00%
VPSA refunding	243,000	245,800	-	2,800	1.15%
JMU contribution	220,000	260,000	-	40,000	18.18%
Donations	20,000	20,000	-	-	0.00%
Other	209,600	221,350	-	11,750	5.61%
Total	\$ 5,892,600	\$ 5,947,150	\$ -	\$ 54,550	0.93%

RECOVERED COSTS

Recovered costs consist of costs incurred by the city and subsequently reimbursed by another entity. This revenue consists of reimbursements from the Harrisonburg Redevelopment and Housing Authority (HRHA) and the Harrisonburg-Rockingham Community Services Board (CSB) for their share of debt service expenditures and other general costs recovered by the city. Recovered costs are projected to decrease \$49,301 (5.1%).

FY 2022-23 Recovered Costs Budget Highlights

- HRHA will reimburse the city \$608,100 for its participation in two previously issued bonds. This decrease is the result of bonds refinanced in September 2021 in which HRHA was a participant. The savings from the refinancing were passed along to HRHA.
- CSB will reimburse the city \$161,949 for its share of the new CSB facility.

	FY 2022 Adopted	FY 2023 Proposed	FY 2023 Adopted	Increase (Decrease)	Percentage Change
Reimb-HRHA	\$ 656,150	\$ 608,100	\$ -	\$ (48,050)	-7.32%
Reimb-CSB	163,200	161,949	-	(1,251)	-0.77%
Recovered costs	120,000	120,000	-	-	0.00%
Other	30,000	30,000	-	-	0.00%
Total	\$ 969,350	\$ 920,049	\$ -	\$ (49,301)	-5.09%

STATE REVENUE

State revenue consists of various funding provided by the Commonwealth of Virginia or collected and remitted on the behalf of the city. State revenue includes categorical aid funding for highway maintenance and local police support as well as shared expenses for the Treasurer’s, Commissioner of the Revenue and Registrar’s offices. The state also collects and remits to the city the communications sales tax and a tax on rental cars. State revenue is projected to increase \$385,784 (3.8%).

FY 2022-23 State Revenue Budget Highlights

- Highway and street maintenance funding is projected to increase \$347,300 (6.8%).
- Funding for local police support is projected to remain unchanged at \$1.45 million.
- Communications sales tax revenue is projected to decrease \$89,300 (7.5%). This revenue continues a declining trend that has taken place over the past ten years or more.
- The auto rental tax is projected to increase \$103,100 (35.5%).

	FY 2022 Adopted	FY 2023 Proposed	FY 2023 Adopted	Increase (Decrease)	Percentage Change
Highway maint.	\$ 5,113,800	\$ 5,461,100	\$ -	\$ 347,300	6.79%
Reimb-PPTRA	1,522,583	1,522,583	-	-	0.00%
Communications sales	1,185,200	1,095,900	-	(89,300)	-7.53%
Police support	1,455,000	1,455,500	-	500	0.03%
Auto rental tax	290,100	393,200	-	103,100	35.54%
Shared services	371,916	385,000	-	13,084	3.52%
Fire programs funds	186,400	198,000	-	11,600	6.22%
Other	70,050	69,550	-	(500)	-0.71%
Total	\$ 10,195,049	\$ 10,580,833	\$ -	\$ 385,784	3.78%

FEDERAL REVENUE

Federal revenue is typically revenue received from grant funds that are to be used for specific purposes. Budgeted federal revenue consists mainly of a VSTOP grant awarded to the Police Department and a Community Paramedic grant awarded to the Fire Department. Federal revenue is projected to increase \$255,166.

FY 2022-23 Federal Revenue Budget Highlights

- The VSTOP (Violence Against Women) grant will remain unchanged.
- A new three-year Community Paramedic grant awarded to the Fire Department is included.

	FY 2022 Adopted	FY 2023 Proposed	FY 2023 Adopted	Increase (Decrease)	Percentage Change
VSTOP Grant	\$ 40,000	\$ 40,000	\$ -	\$ -	0.00%
Comm Paramedic	-	200,466	-	200,466	0.00%
Other	7,500	62,200	-	54,700	729.33%
Total	\$ 47,500	\$ 302,666	\$ -	\$ 255,166	537.19%

TRANSFERS

Transfers consist of funds transferred from other city funds and is comprised mainly of transfers from the School, Water and Sewer Funds. Transfers will increase \$2.45 million primarily from a new School Fund transfer.

FY 2022-23 Transfers Budget Highlights

- Included is a transfer from the School Fund in the amount of \$2.4 million. This transfer will be used to fund a portion of the debt service for the new high school and allowed a more phased in approach to the anticipated tax rate increases needed to fund the new high school.

	FY 2022 Adopted	FY 2023 Proposed	FY 2023 Adopted	Increase (Decrease)	Percentage Change
School Fund	\$ -	\$ 2,400,000	\$ -	\$ 2,400,000	0.00%
Water Fund	923,400	923,400	-	-	0.00%
Sewer Fund	923,400	923,400	-	-	0.00%
Public Transp. Fund	336,000	360,000	-	24,000	7.14%
Sanitation Fund	107,200	138,000	-	30,800	28.73%
Stormwater Fund	20,400	22,500	-	2,100	10.29%
Total	\$ 2,310,400	\$ 4,767,300	\$ -	\$ 2,456,900	106.34%

GENERAL FUND EXPENDITURES

CITY COUNCIL (110111)

Harrisonburg is governed by a five-member City Council, who are elected for four-year staggered terms. This means that for one election cycle, three members are elected to Council for the next four years and two years later the other two members are elected to Council for the next four years. Council members are elected at-large, which means they each represent the entire city and not a specific district, ward, or area. The Mayor and Vice Mayor are chosen by the full Council at their reorganization meeting, which is held every two years in odd-numbered years on January 2, or the following day if the 2nd falls on a Sunday or a legal holiday. Council meetings are held on the second and fourth Tuesday of each month in the City Hall Council Chambers.

The City Clerk is responsible for recording the official minutes of City Council meetings, maintaining all records and documents pertaining to the affairs of the City, and performing such other duties as may be required by law or as the City Council may direct.

FY 2022-23 City Council Budget Highlights

- The City Council budget has increased \$11,800 in the proposed budget primarily to training and travel for council members.
- The salaries for the City Clerk and City Council make up most of this budget.
- Dues and Memberships to entities, including the Virginia Municipal League and Virginia First Cities, represent the next highest spending category.
- Funding is also included for education, training and related expenditures for Council members and the City Clerk.

	<u>FY 2022</u> <u>Adopted</u>	<u>FY 2023</u> <u>Proposed</u>	<u>FY 2023</u> <u>Adopted</u>	<u>Increase</u> <u>(Decrease)</u>	<u>Percentage</u> <u>Change</u>
Total Budget	\$ 257,144	\$ 268,965	\$ -	\$ 11,821	4.60%

CITY MANAGER (120111)

The City Manager’s Office is responsible for leading an organization that is responsive to the directives and desires of the City Council and to the service needs of the citizens. The City Manager’s Office consists of the City Manager, Deputy City Manager, Assistant to the City Manager, Director of Communications, and an Administrative Specialist which is shared with the Department of Finance. The City Manager implements the policies of the City Council, directs business and administrative procedures, and appoints all department heads.

The Director of Communications is responsible for the internal and external communication material of the City, encourages civic and community engagement, leads the annual “Citizen’s Academy”, and serves as an information conduit on programs, services, issues, and policies.

FY 2022-23 City Manager’s Office Budget Highlights

- The proposed budget represents an increase \$143,850.
- Full year funding is provided for a Housing Coordinator.

	<u>FY 2022 Adopted</u>	<u>FY 2023 Proposed</u>	<u>FY 2023 Adopted</u>	<u>Increase (Decrease)</u>	<u>Percentage Change</u>
Total Budget	\$ 770,654	\$ 914,504	\$ -	\$ 143,850	18.67%

CITY ATTORNEY (120411)

The City Attorney's Office consists of the City Attorney and Assistant City Attorney. This office is responsible for advising the City Council and other City officials with respect to the legal affairs of the town, defending the City against lawsuits, drafting all legal documents and proposed ordinances and resolutions for the City, reviewing all agreements, contracts, franchises, and other legal instruments on behalf of the City, attending all meetings of the City Council, performing such other duties as may be required by the office.

FY 2022-23 City Attorney's Office Budget Highlights

- The City Attorney's Office budget has increased \$25,900.
- Funding is included for Dues and Memberships to the Virginia Local Government Attorney's Association.
- Funding is also provided for education, training, and related expenditures for the Attorneys.

	<u>FY 2022</u> <u>Adopted</u>	<u>FY 2023</u> <u>Proposed</u>	<u>FY 2023</u> <u>Adopted</u>	<u>Increase</u> <u>(Decrease)</u>	<u>Percentage</u> <u>Change</u>
Total Budget	\$ 347,519	\$ 373,437	\$ -	\$ 25,918	7.46%

HUMAN RESOURCES (120511)

The Human Resources Department oversees and coordinates the compensation and benefits program, recruitment, screening and selection of applicants, employee relations, and organizational development. The Department serves a City workforce of over 800 full-time, part-time, and temporary employees.

FY 2022-23 Human Resources Budget Highlights

- The proposed budget represents an increase of \$122,400.
- Full year funding is provided for an additional Human Resources Specialist position that was part-year funded in the current year’s budget and continued funding for a classification and compensation study.
- Funding is also provided for education, training, and related expenditures for the department.

		<u>FY 2022 Adopted</u>		<u>FY 2023 Proposed</u>		<u>FY 2023 Adopted</u>		<u>Increase (Decrease)</u>	<u>Percentage Change</u>
Total Budget	\$	634,385	\$	756,755	\$	-	\$	122,370	19.29%

INDEPENDENT AUDITOR (120811)

The Independent Auditor is a non-city, non-departmental entity that reviews and expresses opinions on the City's financial statements per the specifications of the Auditor of Public Accounts of the Commonwealth of Virginia as well as the Federal Government. This budget appropriates funding to pay for the General Fund's share of the Independent Auditor.

FY 2022-23 Independent Auditor Budget Highlights

- An increase of \$1,300 for the cost of the independent audit is proposed.

	<u>FY 2022 Adopted</u>	<u>FY 2023 Proposed</u>	<u>FY 2023 Adopted</u>	<u>Increase (Decrease)</u>	<u>Percentage Change</u>
Total Budget	\$ 22,280	\$ 23,620	\$ -	\$ 1,340	6.01%

COMMISSIONER OF REVENUE (120912, 121012, 121112)

The Commissioner of Revenue is a constitutional office. Constitutional officers are directly elected by the voters for a term of four years and do not fall under the direct authority of City Council or the City Manager. The budgetary responsibility for the Commissioner includes the Commissioner’s office, Assessor (Real Estate office) office and the Board of Equalization.

Approximately 17% of the funding to operate the Commissioner’s Office is provided by the Commonwealth of Virginia, while the remaining 83% is provided by the City.

The Commissioner and Assessor’s duties include preparing real estate and personal property tax books and bills; assessing personal property, machinery and tools, merchants' capital, and some business taxes (like the business, professional, and occupational license tax); and assessing real estate. In addition, the commissioner serves a significant state function as a receiving point for state income tax forms.

The Board of Equalization is a three- to five-person board typically appointed by the circuit court to hear complaints about real estate assessments. The board may increase or decrease assessments.

FY 2022-23 Commissioner of Revenue Budget Highlights

- The Commissioner’s budget has increased \$90,200 primarily from the conversion of a part-time Auditor to a full-time position.

	<u>FY 2022 Adopted</u>	<u>FY 2023 Proposed</u>	<u>FY 2023 Adopted</u>	<u>Increase (Decrease)</u>	<u>Percentage Change</u>
Total Budget	\$ 495,112	\$ 585,288	\$ -	\$ 90,176	18.21%

- The Assessor’s budget has increased \$23,900 compared to the current year budget.

	<u>FY 2022 Adopted</u>	<u>FY 2023 Proposed</u>	<u>FY 2023 Adopted</u>	<u>Increase (Decrease)</u>	<u>Percentage Change</u>
Total Budget	\$ 324,004	\$ 347,925	\$ -	\$ 23,921	7.38%

- The Board of Equalization budget has remained unchanged.

	<u>FY 2022 Adopted</u>	<u>FY 2023 Proposed</u>	<u>FY 2023 Adopted</u>	<u>Increase (Decrease)</u>	<u>Percentage Change</u>
Total Budget	\$ 3,300	\$ 3,300	\$ -	\$ -	0.00%

TREASURER (121313)

The Treasurer's Office is also a constitutional office, with the Treasurer being directly elected by the voters for a term of four years. The Treasurer also does not fall under the direct authority of City Council or the City Manager. Approximately 18% of the funding to operate the Treasurer's Office is provided by the Commonwealth of Virginia, while the remaining 82% is provided by the City.

The Treasurer's office is charged with the collection, custody, deposit, and disbursement of city funds. The Treasurer furnishes a monthly account of receipts and expenditures and a statement of the treasurer's account to City Council. The treasurer also collects income tax for the state and reports on these accounts to the state comptroller.

FY 2022-23 Treasurer Budget Highlights

- The proposed budget has increased approximately \$77,100 primarily due to additional part-time hours and postage.

	<u>FY 2022 Adopted</u>	<u>FY 2023 Proposed</u>	<u>FY 2023 Adopted</u>	<u>Increase (Decrease)</u>	<u>Percentage Change</u>
Total Budget	\$ 692,936	\$ 770,027	\$ -	\$ 77,091	11.13%

FINANCE (121511)

The Finance Department provides assistance to staff and elected officials in maintaining the City's overall financial stability through sound financial planning and management. It is responsible for the management of public funds and records in accordance with City ordinances, the Code of Virginia and other state and federal requirements. The Finance Department is also responsible for accounting, payroll, IRS W-2 and 1095 processing, audit report preparation, purchasing, risk management, administration property and liability insurance programs, administration of a multi-organization health insurance plan, debt management, investments, and budgeting.

FY 2022-23 Finance Budget Highlights

- The Finance budget has increased by \$97,000 compared to the current year's budget.
- A temporary Grant Manager position is included that is funded with the City's American Rescue Plan Act funds.

	<u>FY 2022 Adopted</u>	<u>FY 2023 Proposed</u>	<u>FY 2023 Adopted</u>	<u>Increase (Decrease)</u>	<u>Percentage Change</u>
Total Budget	\$ 732,419	\$ 829,371	\$ -	\$ 96,952	13.24%

INFORMATION TECHNOLOGY (122011)

The Information Technology Department provides technical and professional technology support to City staff, maintains, and secures the City’s computer network and infrastructure, and oversees the City’s telephone networks, cell phones, and computer software.

FY 2022-23 Information Technology Budget Highlights

- This budget has increased by approximately \$492,700 compared to the current year’s budget.
- A GIS Analyst position has been transferred from Community Development’s Engineering division.
- Capital outlay includes \$155,000 for replacement servers and upgraded network security, \$55,000 for network expansion, \$50,000 for upgraded email security and \$111,600 for other various IT infrastructure replacements and upgrades.

	<u>FY 2022 Adopted</u>	<u>FY 2023 Proposed</u>	<u>FY 2023 Adopted</u>	<u>Increase (Decrease)</u>	<u>Percentage Change</u>
Total Budget	\$ 2,180,409	\$ 2,673,092	\$ -	\$ 492,683	22.60%

PURCHASING (122211)

Purchasing is a division of the Finance Department that oversees and audits all city purchases and payments for goods and services; prepares purchase orders; maintains vendor information; processes IRS 1099s and prepares or assists with the preparation of Requests for Proposals and Invitations to Bid. Staffing consists of a Procurement Manager and Procurement Specialist.

FY 2022-23 Purchasing Budget Highlights

- The overall budget has decreased \$5,400 compared to the current year.

	<u>FY 2022 Adopted</u>	<u>FY 2023 Proposed</u>	<u>FY 2023 Adopted</u>	<u>Increase (Decrease)</u>	<u>Percentage Change</u>
Total Budget	\$ 197,412	\$ 191,979	\$ -	\$ (5,433)	-2.75%

ELECTORAL BOARD (130114)

The General Assembly, under the authority of the Constitution of Virginia, determines the state's election laws. Each county and city in the Commonwealth, however, has an independent Electoral Board that is responsible for the actual conduct of all federal, state, and local elections to public office within its jurisdiction. This Board is composed of three qualified voters of the locality who are appointed by the circuit court for three-year terms. Two members must be of the same political party as the incumbent governor. The third member must be of the political party that received the next highest number of votes in the gubernatorial election. The board also appoints the General Registrar, who is responsible for all voter registration matters. The general registrar serves for a four-year term.

The general registrar also:

- Manages the office of the general registrar.
- Serves as administrative officer for the electoral board.
- Follows local, state, and federal legislation that may impact voter registration or elections.
- Provides voter registration and election education to the public.
- Notifies voters of any changes in polling places or election districts.
- Checks candidates' petitions to determine the number of qualifying signatures on them.

FY 2022-23 Electoral Board Budget Highlights

- This budget has decreased \$48,800 due to a decrease in capital outlay.
- The budget includes an increase in compensation for election workers and in training and travel.
- Capital outlay includes an additional required backup voting machine.

	<u>FY 2022 Adopted</u>	<u>FY 2023 Proposed</u>	<u>FY 2023 Adopted</u>	<u>Increase (Decrease)</u>	<u>Percentage Change</u>
Total Budget	\$ 324,339	\$ 275,545	\$ -	\$ (48,794)	-15.04%

POLICE – ADMINISTRATION (310131)

The Harrisonburg Police Department, consisting of 112 full-time sworn officers, 21 full-time civilian employees and various part-time and auxiliary officers, is committed to enhancing the safety and quality of life in Harrisonburg. The Department is organized into the following five divisions for budget administration purposes: Administration, Operations, Criminal Investigations, Special Operations, and Grants.

The Department works cooperatively with the community within the framework of the law to preserve peace, reduce fear, and to provide a safe living and working environment.

The Administration Division includes the Police Chief, who is responsible for the oversight and management of all divisions and Senior Command Staff.

FY 2022-23 Police Administration Budget Highlights

- This budget has increased \$176,000 over the current year’s budget primarily due to the purchase of additional patrol vehicles, training and travel, higher fuel costs and new uniforms.
- A Lieutenant position and the respective operating costs have been transferred to the Operations division. One Custodian position has also been transferred to the Public Works’ Public Safety Building division.
- Proposed capital outlay in the amount of \$213,900 includes the replacement of three vehicles, the replacement of protective vests and the replacement of various servers and computers.
- An increase in funding for fuel and maintenance of the fleet of patrol vehicles is included.

	<u>FY 2022 Adopted</u>	<u>FY 2023 Proposed</u>	<u>FY 2023 Adopted</u>	<u>Increase (Decrease)</u>	<u>Percentage Change</u>
Total Budget	\$ 4,127,200	\$ 4,303,116	\$ -	\$ 175,916	4.26%

POLICE – OPERATIONS (310231)

The Operations Division is the largest expenditure category of the total Police Department budget. Operations staff respond on a 24/7 basis to calls for service from the public. It is comprised of four patrol squads and a power shift.

FY 2022-23 Police Operations Budget Highlights

- This budget has increased \$365,700 compared to the current year’s budget primarily due to increased personnel costs.
- A Lieutenant position and the respective operating costs have been transferred from the Administration division.
- Includes two new part-time positions to assist in easing the burden of transportation associated with Temporary Detention Orders (TDO).
- Capital outlay includes funding for protective vest and radio equipment replacements.

	<u>FY 2022 Adopted</u>	<u>FY 2023 Proposed</u>	<u>FY 2023 Adopted</u>	<u>Increase (Decrease)</u>	<u>Percentage Change</u>
Total Budget	\$ 4,965,078	\$ 5,330,748	\$ -	\$ 365,670	7.36%

POLICE – CRIMINAL INVESTIGATIONS (310331)

The Criminal Investigations Division responsibilities include the investigation of violent crimes, major property crimes and other investigations which require a degree of specialized investigative approach. Each investigator has specialized training in areas such as sex crimes, crimes involving children, fraud, and computer crimes. The investigators utilize, and coordinate many local, state, and federal resources in their investigative efforts, and work closely with the Office of the Commonwealth Attorney for the administration of justice.

FY 2022-23 Police Criminal Investigations Budget Highlights

- The proposed budget shows an increase of approximately \$163,300 compared to the current year’s budget primarily due to increased personnel costs.
- Capital outlay includes funding for protective vest replacements.

	<u>FY 2022 Adopted</u>	<u>FY 2023 Proposed</u>	<u>FY 2023 Adopted</u>	<u>Increase (Decrease)</u>	<u>Percentage Change</u>
Total Budget	\$ 1,781,070	\$ 1,944,330	\$ -	\$ 163,260	9.17%

POLICE – SPECIAL OPERATIONS (310631)

The Special Operations Division encompasses various duties including traffic, criminal enforcement, gang task force, K9 officers, school resource officers, parking enforcement, auxiliary police, honor guard and special event public safety.

FY 2022-23 Police Special Operations Budget Highlights

- This budget has decreased \$22,500 over the current year’s budget primarily due to positions reorganized to and from other budget divisions.
- Funding is included for a new part-time Victim Services Liaison Coordinator. This position will provide assistance and outreach to all victims of crime.
- Capital outlay includes funding for replacement protective vests and the purchase of parking enforcement hardware/software.

	<u>FY 2022</u> <u>Adopted</u>	<u>FY 2023</u> <u>Proposed</u>	<u>FY 2023</u> <u>Adopted</u>	<u>Increase</u> <u>(Decrease)</u>	<u>Percentage</u> <u>Change</u>
Total Budget	\$ 2,114,016	\$ 2,091,545	\$ -	\$ (22,471)	-1.06%

POLICE – GRANTS (310731)

The Grants Division more effectively and efficiently manages the various grant-funded positions and programs that are implemented by HPD.

FY 2022-23 Police Grants Budget Highlights

- The proposed budget has increased by approximately \$4,400 primarily due to increase personnel costs.
- This budget mainly includes costs associated with the VSTOP (Violence Against Women Act) grant.

	<u>FY 2022 Adopted</u>	<u>FY 2023 Proposed</u>	<u>FY 2023 Adopted</u>	<u>Increase (Decrease)</u>	<u>Percentage Change</u>
Total Budget	\$ 78,812	\$ 83,194	\$ -	\$ 4,382	5.56%

FIRE – ADMINISTRATION (320132)

The Harrisonburg Fire Department, consisting of 89 full and part-time employees plus numerous part-time firefighters, is committed to public safety and the reduction of loss of life and property within the City and surrounding areas. The Fire Department is organized into the following divisions for budget administration purposes: Administration, Suppression, Prevention, Training, Emergency Services, and Community Paramedic. The Department has four stations strategically located throughout the City.

The Administration Division includes the Fire Chief, who is responsible for the oversight and management of all divisions, and Senior Command staff.

FY 2022-23 Fire Administration Budget Highlights

- This budget has increased \$116,500 compared to the current fiscal year. This is primarily from increased personnel costs and converting a part-time position to full-time.
- An Administrative Assistant position is proposed to be converted from part-time to full-time.

	<u>FY 2022 Adopted</u>	<u>FY 2023 Proposed</u>	<u>FY 2023 Adopted</u>	<u>Increase (Decrease)</u>	<u>Percentage Change</u>
Total Budget	\$ 955,039	\$ 1,071,508	\$ -	\$ 116,469	12.20%

FIRE – SUPPRESSION (320232)

The Fire Suppression Division is the largest area of expense for the fire department, consisting of most of the firefighting personnel and emergency service first responders.

FY 2022-23 Fire Suppression Budget Highlights

- The proposed budget has increased \$2.4 million compared to the current year’s budget primarily from personnel costs and the proposed purchase of a replacement ladder truck.
- Funding is included to purchase turn out gear for personnel that will be stationed at the new Station 5.
- Capital outlay includes \$1,750,000 for the purchase a replacement ladder truck for Tower 1, \$198,000 to administer funding provided by the state’s Department of Fire Programs funds, and \$50,000 for a replacement support vehicle.

	<u>FY 2022 Adopted</u>	<u>FY 2023 Proposed</u>	<u>FY 2023 Adopted</u>	<u>Increase (Decrease)</u>	<u>Percentage Change</u>
Total Budget	\$ 7,364,352	\$ 9,759,993	\$ -	\$ 2,395,641	32.53%

FIRE – PREVENTION (320332)

The Fire Prevention Division is responsible for three areas: education, inspections, and investigations. Public education further includes campus fire safety, recreational fires, kitchen fires and stove top fire stops, outdoor fire safety and fireworks. Fire code enforcement additionally encompasses nightclub inspections, fireworks in the City, and KNOX® Box Requirements. This division also includes the child safety seat program that focuses on the reduction of accidents involving children. Over 1,400 child safety seats are installed each year.

FY 2022-23 Fire Prevention Budget Highlights

- The Fire Prevention budget has increased \$47,500 primarily from increased personnel costs.
- The “Annual Smoke Alarm Check and Free Pizza Night” is included in this division.

	<u>FY 2022 Adopted</u>	<u>FY 2023 Proposed</u>	<u>FY 2023 Adopted</u>	<u>Increase (Decrease)</u>	<u>Percentage Change</u>
Total Budget	\$ 735,561	\$ 783,031	\$ -	\$ 47,470	6.45%

FIRE – TRAINING (320432)

The Fire Training Division is responsible for coordinating and implementing the ongoing training requirements for HFD personnel.

FY 2022-23 Fire Training Budget Highlights

- The proposed budget for the Fire Training Division has increased \$36,900 due to increased personnel costs.

	<u>FY 2022 Adopted</u>	<u>FY 2023 Proposed</u>	<u>FY 2023 Adopted</u>	<u>Increase (Decrease)</u>	<u>Percentage Change</u>
Total Budget	\$ 269,527	\$ 306,410	\$ -	\$ 36,883	13.68%

COURT APPOINTED ATTORNEY (330231)

The Court Appointed division is a budget account that only funds the City's share of Court appointed attorney costs. This separate division is required by the State Auditor of Public Accounts.

FY 2022-23 Court Appointed Attorney Budget Highlights

- This budget remains unchanged compared to the current year's budget.

	<u>FY 2022 Adopted</u>	<u>FY 2023 Proposed</u>	<u>FY 2023 Adopted</u>	<u>Increase (Decrease)</u>	<u>Percentage Change</u>
Total Budget	\$ 60,000	\$ 60,000	\$ -	\$ -	0.00%

REGIONAL JUVENILE DETENTION (330511)

The Regional Juvenile Detention budget provides funding for the City's costs associated with being a member of the Shenandoah Valley Juvenile Commission (SVJC). Membership in the SVJC include the Counties of Augusta, Rockingham and Rockbridge and the Cities of Staunton, Waynesboro, and Lexington. Funding for this budget division pays the City's share of operating costs and debt service of the SVJC.

FY 2022-23 Regional Juvenile Detention Budget Highlights

- This proposed budget has decreased \$32,300 from the current year's budget.

	<u>FY 2022 Adopted</u>	<u>FY 2023 Proposed</u>	<u>FY 2023 Adopted</u>	<u>Increase (Decrease)</u>	<u>Percentage Change</u>
Total Budget	\$ 228,304	\$ 196,030	\$ -	\$ (32,274)	-14.14%

REGIONAL JAIL (330711)

The Regional Jail budget provides funding for the City's costs associated with being a member of the Middle River Regional Jail (MRRJ). The City joined the MRRJ as a 50-50 partner with Rockingham County. Other Authority members include the County of Augusta and the Cities of Staunton and Waynesboro. Funding for this budget division pays the City's share of operating costs, debt service, and a ten-year "buy-in" amount that was negotiated as part of the City and County joining the Authority.

FY 2022-23 Regional Jail Budget Highlights

- This proposed budget shows an increase of approximately \$28,700 due a general increase in operating costs associated with an increasing inmate population. In addition, the city's overall percentage share has decreased from 15.25% to 14.55%.

	<u>FY 2022 Adopted</u>	<u>FY 2023 Proposed</u>	<u>FY 2023 Adopted</u>	<u>Increase (Decrease)</u>	<u>Percentage Change</u>
Total Budget	\$ 3,150,518	\$ 3,179,177	\$ -	\$ 28,659	0.91%

BUILDING INSPECTION (340121)

Building Inspection is a division of the Department of Community Development. This division performs building plan review, permitting, and inspections for all permitted new construction and remodeling as well as provides general building code interpretation for the public. The division implements the Virginia Uniform Statewide Building Code along with International Codes.

FY 2022-23 Building Inspection Budget Highlights

- The proposed budget has increased approximately \$70,200 primarily due to increased personnel costs.
- Capital outlay includes funding for replacement computers.

	FY 2022 Adopted	FY 2023 Proposed	FY 2023 Adopted	Increase (Decrease)	Percentage Change
Total Budget	\$ 984,145	\$ 1,054,336	\$ -	\$ 70,191	7.13%

ANIMAL CONTROL (350131)

Animal Control is a sub-unit of the Police Department’s Special Operations division. This unit is responsible for enforcing the Virginia Comprehensive Animal Laws, as well as the local ordinances relating to domestic animals. It identifies public safety issues and works directly with the community on animal and pet care issues. The Animal Control Officer acts as a liaison to and with the Rockingham-Harrisonburg SPCA.

FY 2022-23 Animal Control Budget Highlights

- The proposed Animal Control budget has increased approximately \$8,100.
- This budget includes the city’s animal control officer and a cross-trained police patrol officer who also serves as an assistant animal control officer.
- Capital outlay funding is provided for replacement vests.

	<u>FY 2022 Adopted</u>	<u>FY 2023 Proposed</u>	<u>FY 2023 Adopted</u>	<u>Increase (Decrease)</u>	<u>Percentage Change</u>
Total Budget	\$ 139,350	\$ 147,492	\$ -	\$ 8,142	5.84%

ANIMAL CONTROL – SPCA (350511)

The City and Rockingham County contracts with the Rockingham-Harrisonburg SPCA (SPCA) for animal sheltering services. The SPCA provides sheltering and adoption services for homeless animals, focuses on reducing pet overpopulation, and provides resources to improve the lives of animals. Their vision is to be a leader in animal welfare that empowers the community to treat animals with kindness and respect.

FY 2022-23 Animal Control - SPCA Budget Highlights

- The proposed Animal Control budget has increased approximately \$140,100 primarily due to improvements need to the facilities HVAC system.

	<u>FY 2022 Adopted</u>	<u>FY 2023 Proposed</u>	<u>FY 2023 Adopted</u>	<u>Increase (Decrease)</u>	<u>Percentage Change</u>
Total Budget	\$ 323,573	\$ 463,632	\$ -	\$ 140,059	43.29%

EMERGENCY SERVICES (350532)

The Emergency Services budget captures those expenses related to Emergency Management, including large scale events such as public health outbreaks, snowstorms, natural disasters, and planned mass gatherings. This budget is also used to obtain and disperse grant funding such as State and Federal hazardous materials, technical rescue, and emergency medical services grants and pass-through funds.

FY 2022-23 Emergency Services Budget Highlights

- Funding includes a new full-time Emergency Management Program Assistant position.
- Includes funding for hazardous materials supplies including calibration gas, absorbent material, and testing equipment and the Automated External Defibrillator (AED) maintenance program.

	<u>FY 2022 Adopted</u>	<u>FY 2023 Proposed</u>	<u>FY 2023 Adopted</u>	<u>Increase (Decrease)</u>	<u>Percentage Change</u>
Total Budget	\$ 100,500	\$ 156,481	\$ -	\$ 55,981	55.70%

COMMUNITY PARAMEDIC (350932)

The Community Paramedic budget is funded through a Department of Justice (DOJ) grant. The grant is a three-year \$600,000 program designed to help bridge the gap between access to primary care services and the needs of the community, the extension of acute and primary care providers, and mental health (including substance use dependence) resources that are made available by specially trained paramedics.

FY 2022-23 Community Paramedic Budget Highlights

- Funding is provided for two full-time and one part-time Community Paramedic.
- \$200,466 in first-year grant funding will be provided by the DOJ.

	<u>FY 2022 Adopted</u>	<u>FY 2023 Proposed</u>	<u>FY 2023 Adopted</u>	<u>Increase (Decrease)</u>	<u>Percentage Change</u>
Total Budget	\$ -	\$ 214,931	\$ -	\$ 214,931	0.00%

PUBLIC SAFETY BUILDING (360241)

The Public Safety Building budget is a division of the Public Works Department which provides funding for the operation and maintenance of the Public Safety Building, which currently houses Police, Fire, and the Harrisonburg-Rockingham Emergency Communications Center.

FY 2022-23 Public Safety Building Budget Highlights

- The proposed budget for the Public Safety Building reflects an increase of \$81,200.
- A Custodian position has been transferred from the Police Administration budget.
- Capital outlay includes \$30,000 for backup chiller and hot water pumps for the HVAC system, and \$7,500 for building repairs.

	<u>FY 2022 Adopted</u>	<u>FY 2023 Proposed</u>	<u>FY 2023 Adopted</u>	<u>Increase (Decrease)</u>	<u>Percentage Change</u>
Total Budget	\$ 323,491	\$ 404,739	\$ -	\$ 81,248	25.12%

GENERAL ENGINEERING (410121)

General Engineering is a division of the Department of Planning and Community Development. This division is responsible for administering the City’s engineered comprehensive site plan review process, erosion and sediment control regulations, and stormwater management requirements relative to site development. The division also provides professional services in support of other City departments in the areas of engineering and surveying. Among other functions, the division implements the Design and Construction Standards Manual, the Erosion and Sedimentation Control Ordinance, and the Stormwater Management Ordinance.

FY 2022-23 General Engineering Budget Highlights

- The proposed budget for General Engineering has decreased \$43,100 compared to the current year’s budget primarily from the transfer of a GIS Analyst position to the Information Technology (IT) budget.

	<u>FY 2022 Adopted</u>	<u>FY 2023 Proposed</u>	<u>FY 2023 Adopted</u>	<u>Increase (Decrease)</u>	<u>Percentage Change</u>
Total Budget	\$ 889,201	\$ 846,092	\$ -	\$ (43,109)	-4.85%

PUBLIC WORKS

The Public Works Department is organized into the following divisions in the General Fund for budget administration purposes: Administration, Highway and Street Maintenance, Street Lights, Snow and Ice Removal, Traffic Engineering, Highway and Street Beautification, Downtown Parking Maintenance, Street and Road Cleaning and General Properties.

Public Works also administers budgets for the Sanitation Fund, Stormwater Fund, and Central Stores Fund, which are addressed in later pages of this document.

PUBLIC WORKS - ADMINISTRATION (410141)

The Administration Division includes the Director of Public Works, who is responsible for the oversight and management of all divisions, senior staff and the construction inspection program. This budget division provides general oversight of the planning, design, and inspection of projects for street improvements including bridge repair and replacement, major highway improvement projects, stormwater management, facility maintenance, and bicycle/pedestrian facilities.

FY 2022-23 Public Works Administration Budget Highlights

- The Administration budget is a new budget department totaling \$934,790. Costs have primarily been transferred from the Highway and Street Maintenance division budget. Included with this reorganization was transferring 18 full-time and part-time positions from the Highway and Street Maintenance budget.
- A part-time position is proposed to be converted to a full-time Right-of-Way Agent.
- Capital outlay includes funding for replacement computers.

	<u>FY 2022 Adopted</u>	<u>FY 2023 Proposed</u>	<u>FY 2023 Adopted</u>	<u>Increase (Decrease)</u>	<u>Percentage Change</u>
Total Budget	\$ -	\$ 1,693,560	\$ -	\$ 1,693,560	0.00%

PUBLIC WORKS - HIGHWAY AND STREET MAINTENANCE (410241)

Highway and Street Maintenance is a division of the Department of Public Works. This division is responsible for the maintenance of a transportation network that encompasses over 333 lane miles of streets throughout the City, 70 miles of sidewalk, over 95 miles of curb and gutter, and 38 drainage structures (bridges and box culverts).

FY 2022-23 Highway and Street Maintenance Budget Highlights

- The Highway and Street Maintenance budget has decreased by \$934,790 primarily from a reorganization of the Public Works budget departments with the addition of an Administration budget. Included with this reorganization was transferring 18 full-time and part-time positions into the Administration budget.
- An additional \$400,000 is included for the street repaving program. This brings funding back to preCOVID-19 pandemic levels.
- Capital outlay includes \$150,000 for sidewalks and \$65,000 for a replacement dump truck.
- Funding is also included for continued paving and bridge maintenance.

	<u>FY 2022 Adopted</u>	<u>FY 2023 Proposed</u>	<u>FY 2023 Adopted</u>	<u>Increase (Decrease)</u>	<u>Percentage Change</u>
Total Budget	\$ 5,794,515	\$ 4,859,725	\$ -	\$ (934,790)	-16.13%

PUBLIC WORKS - STREET LIGHTS (410441)

Street Lights are a budget division of the Department of Public Works. This division consists of funding to pay for the provision of street lighting throughout the City. This service is provided in conjunction with Harrisonburg Electric Commission (HEC). HEC provides installation and maintenance and is then reimbursed for this work through this division. In total the City has a network of over 3,200 street lights.

FY 2022-23 Street Lights Budget Highlights

- This budget has remained unchanged.

	<u>FY 2022 Adopted</u>	<u>FY 2023 Proposed</u>	<u>FY 2023 Adopted</u>	<u>Increase (Decrease)</u>	<u>Percentage Change</u>
Total Budget	\$ 559,613	\$ 559,703	\$ -	\$ 90	0.02%

PUBLIC WORKS – SNOW AND ICE REMOVAL (410541)

Snow and Ice Removal is a division of the Department of Public Works. This division exists for funding purposes only. Department-wide equipment, staffing and operations charges are applied to this budget when the City is experiencing inclement weather conditions. There are no public works employees who work solely in snow and ice removal. Costs for this division include staffing, operations and maintenance costs, materials and supplies, equipment, contracted services, and insurance. More than 60 employees and nearly 30 pieces of snow removal equipment are used throughout the City during snow and ice events.

FY 2022-23 Snow and Ice Removal Budget Highlights

- The budget is proposed to increase approximately \$54,500 compared to the current year’s budget.
- Capital outlay funding is provided for two replacement salt spreaders and one replacement dump bed.

	<u>FY 2022 Adopted</u>	<u>FY 2023 Proposed</u>	<u>FY 2023 Adopted</u>	<u>Increase (Decrease)</u>	<u>Percentage Change</u>
Total Budget	\$ 287,456	\$ 341,941	\$ -	\$ 54,485	18.95%

PUBLIC WORKS – TRAFFIC ENGINEERING (410741)

Traffic Engineering is a division of the Department of Public Works. This division is responsible for installation and maintenance of traffic signals. Currently there are 88 signalized intersections in the City. This division also maintains all the traffic control signals along the travel ways and provides installation and maintenance of all pavement markings (striping) for street and parking areas.

FY 2022-23 Traffic Engineering Budget Highlights

- This budget has increased \$199,500 as compared to the current fiscal year primarily due to capital outlay.
- Funding in the amount of \$140,000 to contract out the signal preventive maintenance inspections.
- Capital outlay Includes \$147,000 for traffic management equipment, traffic signal communications upgrades and traffic signal battery replacements. Capital outlay also includes \$110,000 for a replacement sign installation truck.

	<u>FY 2022 Adopted</u>	<u>FY 2023 Proposed</u>	<u>FY 2023 Adopted</u>	<u>Increase (Decrease)</u>	<u>Percentage Change</u>
Total Budget	\$ 1,602,571	\$ 1,802,072	\$ -	\$ 199,501	12.45%

PUBLIC WORKS – HIGHWAY & STREET BEAUTIFICATION (410841)

Highway and Street Beautification is a division of the Department of Public Works. This division is responsible for maintaining nearly 200 acres of public right of way (green space) that requires mowing and routine maintenance.

FY 2022-23 Highway and Street Beautification Budget Highlights

- This budget has increased approximately \$14,800 compared to the current budget.

	<u>FY 2022 Adopted</u>	<u>FY 2023 Proposed</u>	<u>FY 2023 Adopted</u>	<u>Increase (Decrease)</u>	<u>Percentage Change</u>
Total Budget	\$ 628,022	\$ 642,829	\$ -	\$ 14,807	2.36%

PUBLIC WORKS – DOWNTOWN PARKING MAINTENANCE (410941)

Downtown Parking Maintenance is a division of the Department of Public Works. This division is responsible for the maintenance of all city-owned downtown parking spaces including parking decks and parking lots.

FY 2022-23 Downtown Parking Maintenance Budget Highlights

- This budget has decreased by \$5,500 compared to the current year’s budget.

	<u>FY 2022 Adopted</u>	<u>FY 2023 Proposed</u>	<u>FY 2023 Adopted</u>	<u>Increase (Decrease)</u>	<u>Percentage Change</u>
Total Budget	\$ 147,578	\$ 142,068	\$ -	\$ (5,510)	-3.73%

PUBLIC WORKS – STREET AND ROAD CLEANING (420241)

Street and Road Cleaning is a division of the Department of Public Works. This division is responsible for all publicly maintained streets, parking lots, trails, and sidewalks. This division maintains two mechanical street sweepers for street cleaning and one smaller sweeper for cleaning downtown. Street cleaning also provides fall leaf collection for the City.

FY 2022-23 Street and Road Cleaning Budget Highlights

- This budget reflects a \$15,600 increase compared to the current year’s budget.

	<u>FY 2022 Adopted</u>	<u>FY 2023 Proposed</u>	<u>FY 2023 Adopted</u>	<u>Increase (Decrease)</u>	<u>Percentage Change</u>
Total Budget	\$ 411,818	\$ 427,462	\$ -	\$ 15,644	3.80%

GENERAL PROPERTIES (430241)

General Properties is a division of the Public Works Department. This division is primarily responsible for the care and maintenance of City Hall and other city-owned facilities as required. This department also includes utility costs and service contracts which include elevator maintenance, HVAC maintenance, and security systems for City Hall.

FY 2022-23 General Properties Budget Highlights

- The proposed budget has increased \$119,7000 compared to the current year's budget due primarily to capital outlay.
- Capital outlay includes \$52,000 for a pickup truck and \$37,500 for 30 new door card readers in City Hall.

	<u>FY 2022 Adopted</u>	<u>FY 2023 Proposed</u>	<u>FY 2023 Adopted</u>	<u>Increase (Decrease)</u>	<u>Percentage Change</u>
Total Budget	\$ 373,339	\$ 493,014	\$ -	\$ 119,675	32.06%

HEALTH DEPARTMENT (510111)

The Virginia Code requires every city and county to have a local health department. The local governing body may contract with the State Board of Health to administer the health services mandated by the Board. The state health commissioner appoints the local director. The director and staff are state employees. The contract specifies the amount of state and local funding to support the provision of required health services. Most Virginia cities and counties operate under this model, and most of these districts are regional. Harrisonburg is part of the Central Shenandoah Health District.

FY 2022-23 Health Department Budget Highlights

- The proposed budget for the Health Department reflects a decrease of approximately \$13,800. This reflects a decrease in the City's percentage funding share of the Health Department.

	<u>FY 2022 Adopted</u>	<u>FY 2023 Proposed</u>	<u>FY 2023 Adopted</u>	<u>Increase (Decrease)</u>	<u>Percentage Change</u>
Total Budget	\$ 358,019	\$ 344,180	\$ -	\$ (13,839)	-3.87%

COMMUNITY SERVICES BOARD (520511)

Community Services Boards (CSBs) or Behavioral Health Authorities (BHAs) carry out a system of community-based services, collectively known as behavioral health services (mental health, mental retardation, and substance abuse services) that are mandated by the Commonwealth. A CSB may serve one locality or a combination of localities. Harrisonburg and Rockingham County share a CSB. The local CSB operates independently of the City and County but receives funding from both. Both City Council and the Board of Supervisors appoint CSB board members. CSB funding comes from a combination of federal, state, and local funds. Funding amounts are established through an annual performance contract between the localities, the CSB and the Commonwealth.

FY 2022-23 Community Services Board Budget Highlights

- The proposed budget for the Community Services Board has increased \$150,000 compared to the current year’s budget primarily due to an increase in personnel costs.
- Debt service for the CSB’s new facilities project in the amount of \$486,000 is included within the city’s Debt Service budget department. The CSB reimburses the City approximately \$162,000 for the debt service payment.

	<u>FY 2022 Adopted</u>	<u>FY 2023 Proposed</u>	<u>FY 2023 Adopted</u>	<u>Increase (Decrease)</u>	<u>Percentage Change</u>
Total Budget	\$ 870,773	\$ 1,020,773	\$ -	\$ 150,000	17.23%

TAX RELIEF FOR THE ELDERLY & DISABLED VETERANS (530611)

Virginia law allows for localities to grant real estate and personal property tax relief to the elderly (at least 65 years old) and disabled veterans. An application must be submitted annually to the Commissioner of Revenue to claim the exemption. The Treasurer is required to enclose a written notice, in each real estate tax bill, of the terms and conditions of tax exemption and employ any other reasonable means necessary to notify residents of the tax exemption program.

FY 2022-23 Tax Relief for the Elderly & Disabled Veterans Budget Highlights

- The proposed budget for Tax Relief has increased \$11,000 compared to the current year’s budget based on the projected cost of the current program.

	<u>FY 2022 Adopted</u>	<u>FY 2023 Proposed</u>	<u>FY 2023 Adopted</u>	<u>Increase (Decrease)</u>	<u>Percentage Change</u>
Total Budget	\$ 136,000	\$ 147,000	\$ -	\$ 11,000	8.09%

PARKS AND RECREATION – ADMINISTRATION (710171)

The Parks and Recreation Administration provides leadership, development of short and long-range goals and plans as well as department logistics such as payroll and payment of obligations. Administration also assists with individual program areas and divisions across the department.

FY 2022-23 Parks and Recreation Administration Budget Highlights

- The proposed budget has increased approximately \$40,100.

	<u>FY 2022 Adopted</u>	<u>FY 2023 Proposed</u>	<u>FY 2023 Adopted</u>	<u>Increase (Decrease)</u>	<u>Percentage Change</u>
Total Budget	\$ 659,601	\$ 699,721	\$ -	\$ 40,120	6.08%

PARKS AND RECREATION – PARK MAINTENANCE (710271)

The Park Maintenance division provides a comprehensive program of park and facility maintenance services in a clean and safe manner for the maximum use and enjoyment of the community. The division maintains over 363 acres that include 20 parks and facilities, seven playgrounds, 27 picnic shelters, seven outdoor restroom facilities, various athletic fields, a 21-hole disc golf course, four pickleball courts, two Futsal courts and over six miles of fitness trails.

FY 2022-23 Park Maintenance Budget Highlights

- The Parks Maintenance division’s budget has increased approximately \$50,200 primarily increased maintenance and repairs costs of vehicles and equipment.
- Capital outlay includes \$185,000 for the Purcell Park tennis courts resurfacing and new fencing, Ralph Sampson Park walking trails, Morrison Park pickleball court fencing, a Riven Rock Park emergency call station, Purcell Park restroom HVAC installation and various picnic shelter and restroom roof replacements.

	<u>FY 2022 Adopted</u>	<u>FY 2023 Proposed</u>	<u>FY 2023 Adopted</u>	<u>Increase (Decrease)</u>	<u>Percentage Change</u>
Total Budget	\$ 1,487,498	\$ 1,537,691	\$ -	\$ 50,193	3.37%

PARKS AND RECREATION – FIELD MAINTENANCE (710371)

The Field Maintenance division provides a comprehensive program of field and turf maintenance services in accordance with established standards and best practices for parks and recreational facilities. The goal of this division is to ensure safety and the playability of turf fields as well as their sustainability in the face of increased usage and to enhance their attractiveness for potential tournament play. Efforts are focused on athletic facilities at Purcell Park, Ralph Sampson Park, Ramblewood Park and the Smithland Road Sportx Complex.

FY 2022-23 Field Maintenance Budget Highlights

- The Field Maintenance division budget has decreased \$87,800 primarily due to positions transferred to other divisions.

	<u>FY 2022 Adopted</u>	<u>FY 2023 Proposed</u>	<u>FY 2023 Adopted</u>	<u>Increase (Decrease)</u>	<u>Percentage Change</u>
Total Budget	\$ 468,671	\$ 380,894	\$ -	\$ (87,777)	-18.73%

PARKS AND RECREATION – COMMUNITY ACTIVITIES CENTER (710471)

This division includes the Community Activities Center (CAC) which provides facility management that includes facility rentals, open gym usage, fitness center usage, special events and supporting the Recreation and Athletic divisions in their programming efforts.

FY 2022-23 Community Activities Center – Budget Highlights

- The Recreation Center division budget has decreased approximately \$502,800 primarily from the reorganization of positions and activities into the new Special Events and Programs division.
- Funding is included for a new full-time Custodian position.
- Capital outlay includes funding to replace ramp posts at the CAC.

	<u>FY 2022 Adopted</u>	<u>FY 2023 Proposed</u>	<u>FY 2023 Adopted</u>	<u>Increase (Decrease)</u>	<u>Percentage Change</u>
Total Budget	\$ 1,038,280	\$ 535,526	\$ -	\$ (502,754)	-48.42%

PARKS AND RECREATION – SPECIAL EVENTS AND PROGRAMS (710571)

The Special Events and Programs division provides proactive and implementation of year-round comprehensive recreation programs for the community. These programs include youth and childcare programs, adult and senior programs, fitness training and exercise programs, special needs programs, special events, and dance programs. Also supports other division programs as well as special events coordinated by the Parks & Recreation Department.

FY 2022-23 Special Events and Programs – Budget Highlights

- The Special Events and Programs division budget is new and is largely made up of positions and operating costs transferred from the Community Activities Center budget.

	<u>FY 2022 Adopted</u>	<u>FY 2023 Proposed</u>	<u>FY 2023 Adopted</u>	<u>Increase (Decrease)</u>	<u>Percentage Change</u>
Total Budget	\$ -	\$ 553,101	\$ -	\$ 553,101	0.00%

PARKS AND RECREATION – SIMMS RECREATION CENTER (710671)

The Simms Recreation Center provides recreational programs that include a gymnasium, weight training and fitness area, facility rentals, and special events programs.

The Simms Center also houses the Boys and Girls Club, and the ARC/Op-Shop, providing administrative space for the programs and defined recreation program areas.

FY 2022-23 Simms Recreation Center Budget Highlights

- The Simms Recreation Center division budget has increased \$80,000 compared to the current year’s budget primarily from increased personnel costs.
- Funding is included for a new full-time Facility Coordinator position and a new full-time Custodian position.

	<u>FY 2022 Adopted</u>	<u>FY 2023 Proposed</u>	<u>FY 2023 Adopted</u>	<u>Increase (Decrease)</u>	<u>Percentage Change</u>
Total Budget	\$ 413,688	\$ 493,664	\$ -	\$ 79,976	19.33%

PARKS AND RECREATION – WESTOVER POOL (710771)

The Westover Pool provides a year-round comprehensive aquatic program for the community including High School swim meets and community swim team meets, open swim, and special events and programs.

FY 2022-23 Westover Pool Budget Highlights

- The Westover Pool division budget has increased approximately \$46,600 primarily due increased personnel costs.

	<u>FY 2022 Adopted</u>	<u>FY 2023 Proposed</u>	<u>FY 2023 Adopted</u>	<u>Increase (Decrease)</u>	<u>Percentage Change</u>
Total Budget	\$ 498,508	\$ 545,122	\$ -	\$ 46,614	9.35%

PARKS AND RECREATION – ATHLETICS (710871)

The Athletics division provides management and implementation of youth and adult athletic programs and camps. It also provides assistance in the management of athletic facilities.

FY 2022-23 Athletics – Budget Highlights

- The Athletics division budget has increased approximately \$19,900 primarily due to increase operational costs.

	<u>FY 2022 Adopted</u>	<u>FY 2023 Proposed</u>	<u>FY 2023 Adopted</u>	<u>Increase (Decrease)</u>	<u>Percentage Change</u>
Total Budget	\$ 415,075	\$ 434,938	\$ -	\$ 19,863	4.79%

PARKS AND RECREATION – GOLF COURSE GROUNDS MANAGEMENT (730271)

The goal of the Golf Course Maintenance division is to implement best practices in the care and condition of the City’s 18-hole golf course, including turf health, overall course conditions and equipment maintenance. Activities specific to turf health include aeration, top dressing, and soil conditioning.

FY 2022-23 Golf Course Grounds Management Budget Highlights

- The Golf Course Grounds Maintenance division budget has increased \$78,300 compared to the current year’s budget primarily from the transfer of a position from another division.

	<u>FY 2022 Adopted</u>	<u>FY 2023 Proposed</u>	<u>FY 2023 Adopted</u>	<u>Increase (Decrease)</u>	<u>Percentage Change</u>
Total Budget	\$ 496,887	\$ 575,205	\$ -	\$ 78,318	15.76%

PARKS AND RECREATION – GOLF COURSE CLUBHOUSE MANAGEMENT (730371)

The Golf Course Clubhouse division manages the day-to-day operations of the City’s 18-hole golf course. Duties include providing exceptional customer service, promoting the golf course and its amenities, cleaning and staging golf carts, supervising pace of play and player conduct, pro-shop operations, marketing and organization of leagues, tournaments, and events.

FY 2022-23 Golf Course Clubhouse Management Budget Highlights

- The Golf Course Clubhouse division budget has increased approximately \$22,400.

	<u>FY 2022 Adopted</u>	<u>FY 2023 Proposed</u>	<u>FY 2023 Adopted</u>	<u>Increase (Decrease)</u>	<u>Percentage Change</u>
Total Budget	\$ 343,617	\$ 366,011	\$ -	\$ 22,394	6.52%

REGIONAL LIBRARY (750511)

The Regional Library budget provides funding for the City's costs associated with the Massanutten Regional Library (MRL). In addition to the city, MRL serves the Counties of Rockingham and Page.

FY 2022-23 Regional Library Budget Highlights

- This proposed budget shows an increase of approximately \$17,700.

	<u>FY 2022 Adopted</u>	<u>FY 2023 Proposed</u>	<u>FY 2023 Adopted</u>	<u>Increase (Decrease)</u>	<u>Percentage Change</u>
Total Budget	\$ 588,866	\$ 606,532	\$ -	\$ 17,666	3.00%

PLANNING AND ZONING (810121 and 810221)

Planning and Zoning are divisions of the Department of Planning and Community Development. These divisions are directly responsible for maintaining the City’s Comprehensive Plan and, in general, propose, facilitate, and provide recommendations for land use policies that reflect the long-range goals of the City. They implement the Comprehensive Plan by drafting, enforcing, and revising the City’s Subdivision, Zoning, and Sign Ordinances. Among other duties, they coordinate the review of property subdivisions, rezonings, special use permits, street and alley closings, and other miscellaneous development processes that are ultimately reviewed by City Council. Personnel within the divisions also provide direct support to Planning Commission and the Board of Zoning Appeals.

FY 2022-23 Planning and Zoning Budget Highlights

- The Planning budget has increased \$19,200 compared to the current year’s budget.

	<u>FY 2022 Adopted</u>	<u>FY 2023 Proposed</u>	<u>FY 2023 Adopted</u>	<u>Increase (Decrease)</u>	<u>Percentage Change</u>
Total Budget	\$ 272,551	\$ 291,708	\$ -	\$ 19,157	7.03%

- The Zoning budget has increased approximately \$77,500 compared to the current year’s budget.
- Funding is included for a new full-time Zoning Technician position.

	<u>FY 2022 Adopted</u>	<u>FY 2023 Proposed</u>	<u>FY 2023 Adopted</u>	<u>Increase (Decrease)</u>	<u>Percentage Change</u>
Total Budget	\$ 216,392	\$ 293,853	\$ -	\$ 77,461	35.80%

BOARD OF ZONING APPEALS (810421)

The Board of Zoning Appeals (BZA) members are appointed by the Circuit Court and serve five-year terms; one member of the Planning Commission serves on this Board. The BZA is a quasi-judicial board and has the following powers:

- to hear and decide appeals to the decisions of the Zoning Administrator in the application of the Zoning Ordinance;
- to authorize upon request in specific cases a variance from the Zoning Ordinance;
- to hear and decide applications for the interpretation of the zoning district map, where there is a question as to the location of a district boundary;
- to determine, in cases of uncertainty, of the district classification of any use not specifically named in the Zoning Ordinance, provided the use is in keeping with uses specifically permitted in the district in which the use is to be classified.

This budget division funds minimal part-time salaries and wages to Board members (they are only paid if the Board needs to hold hearings), advertising costs and training and travel costs.

FY 2022-23 Board of Zoning Appeals Budget Highlights

- Funding includes ongoing training for BZA members.

	<u>FY 2022 Adopted</u>		<u>FY 2023 Proposed</u>		<u>FY 2023 Adopted</u>		<u>Increase (Decrease)</u>		<u>Percentage Change</u>
Total Budget	\$	5,878	\$	5,878	\$	-	\$	-	0.00%

ECONOMIC DEVELOPMENT (810521 and 810821)

The Economic Development Department is engaged in activities intended to improve the City’s economy and foster a better quality of life for citizens. The Department consists of Economic Development and the Tourism and Visitor’s Services division. Responsibilities of the Economic Development Department include:

- Attraction of new jobs
- Creation of new tax revenues
- Revitalization of blighted areas
- Attraction/retention of business and industry
- Workforce development
- Attraction of new shopping opportunities
- Development of tourist attractions
- Visitor’s Services

FY 2022-23 Economic Development Budget Highlights

- The proposed Economic Development budget has increase \$64,200 compared to the current year’s budget primarily due to an increase in property tax relief and developer incentive grants.
- Funding is included for the Property Rehabilitation Tax Relief Program (\$111,022) and various developer incentive grants (\$140,000).

	<u>FY 2022 Adopted</u>		<u>FY 2023 Proposed</u>		<u>FY 2023 Adopted</u>		<u>Increase (Decrease)</u>		<u>Percentage Change</u>
Total Budget	\$ 654,323	\$	718,497	\$	-	\$	64,174		9.81%

- The Tourism and Visitor’s Services division budget has increased \$17,000 compared to the current year’s budget primarily due to increase personnel costs.

	<u>FY 2022 Adopted</u>		<u>FY 2023 Proposed</u>		<u>FY 2023 Adopted</u>		<u>Increase (Decrease)</u>		<u>Percentage Change</u>
Total Budget	\$ 486,307	\$	503,323	\$	-	\$	17,016		3.50%

BLACKS RUN GREENWAY (820241)

The Blacks Run Greenway is a division of the Public Works department. The primary purpose is to help facilitate the clean-up and beautification of Blacks Run including removal of trash, debris, overgrowth and other pollutants, planting of low-maintenance perennial native plants to aid in the prevention of erosion and directing volunteer cleanup activities.

FY 2022-23 Blacks Run Greenway – Budget Highlights

- The Blacks Run Greenway budget has increased \$4,500.
- Approximately 43% of this budget is supported by a Zane Showker Foundation grant.

	<u>FY 2022 Adopted</u>	<u>FY 2023 Proposed</u>	<u>FY 2023 Adopted</u>	<u>Increase (Decrease)</u>	<u>Percentage Change</u>
Total Budget	\$ 101,942	\$ 106,465	\$ -	\$ 4,523	4.44%

CONTRIBUTIONS (910411)

The Contributions budget is a listing of non-city, non-departmental entities to which the City makes annual contributions. Some of the entities listed, including Central Shenandoah Planning District Commission, Blue Ridge Community College, and Shenandoah Valley Regional Airport, are considered non-discretionary, meaning there are statutory or contractual obligations in place for them. For some of the other entities listed, there is no legal obligation on the part of Council to provide funding.

FY 2022-23 Contributions Budget Highlights

- An increase of approximately \$17,900 is proposed for this budget. A \$20,000 contribution to the Rockingham-Harrisonburg ASAP, to be considered non-discretionary, has been included.
- 37 outside agencies applied with requests totaling \$726,451. A total of \$500,900 was allotted to these discretionary outside agencies using the recommendations from the current community contributions process.

		FY 2022 Adopted		FY 2023 Proposed		FY 2023 Adopted		Increase (Decrease)	Percentage Change
Total Budget	\$	897,967	\$	915,855	\$	-	\$	17,888	1.99%

JOINT OPERATIONS (910511)

Joint Operations includes City-County jointly funded services which include costs for the Sheriff's Office, Harrisonburg-Rockingham Jail, Circuit Court, General District Court, Commonwealth Attorney's Office, Circuit Court Clerk's Office, Court Services Office, Social Services District, and Children Services Act (CSA) Office.

FY 2022-23 Joint Operations Budget Highlights

- The proposed budget for Joint Operations reflects an increase of \$1.7 million. The increase is primarily due a general increase in operating costs, employee salary adjustments and various capital outlay. Additional funding is provided for the CSA office as the City has had to supplement budgeted funds the past two fiscal years.

	<u>FY 2022 Adopted</u>	<u>FY 2023 Proposed</u>	<u>FY 2023 Adopted</u>	<u>Increase (Decrease)</u>	<u>Percentage Change</u>
Total Budget	\$ 9,690,900	\$ 11,414,300	\$ -	\$ 1,723,400	17.78%

CONFERENCE CENTER (910811)

The Conference Center budgets the tax revenue generated from the Hotel Madison and the Shenandoah Valley Conference Center that is required to be paid to the JMU Foundation based on an agreement between the City, the JMU Foundation and the Harrisonburg Economic Development Authority.

FY 2022-23 Conference Center Budget Highlights

- The proposed budget of \$1.2 million is an increase of \$100,000 compared to the current year's budget.

	<u>FY 2022 Adopted</u>	<u>FY 2023 Proposed</u>	<u>FY 2023 Adopted</u>	<u>Increase (Decrease)</u>	<u>Percentage Change</u>
Total Budget	\$ 1,100,000	\$ 1,200,000	\$ -	\$ 100,000	9.09%

RESERVE FOR CONTINGENCIES (940111)

Reserve for Contingencies is funding set aside in each annual budget for unexpected expenditures that may occur during the fiscal year. The funding appropriated for this budget item represents less than one percent of the total amount of the General Fund budget.

FY 2022-23 Budget Highlights

- This budget includes \$1.2 million for a salary increase for employee on July 1. Once approved by City Council the salary increases will be distributed throughout the General Fund department budgets.

	<u>FY 2022 Adopted</u>	<u>FY 2023 Proposed</u>	<u>FY 2023 Adopted</u>	<u>Increase (Decrease)</u>	<u>Percentage Change</u>
Total Budget	\$ 825,000	\$ 1,438,570	\$ -	\$ 613,570	74.37%

DEBT SERVICE (980142)

The Debt Service budget item provides funding to service the City’s General Fund bonded indebtedness and capital lease obligations. The funding appropriated for this budget item currently represents 12.7% of General Fund budget expenditures. City’s Financial Management Policies impose a 15% limitation on the amount of the General Fund budget that can be dedicated to debt service.

FY 2022-23 Debt Service Budget Highlights

- The proposed debt service budget shows a net increase of approximately \$2.5 million as new debt service was added, old debt has rolled out of the budget and realized savings from the September 2021 bond refinancing.
- Debt service that rolled out of the budget of \$120,000 and refinancing savings of \$280,000 is offset by new debt service in the amount of \$2.9 million from the bonds issued in September 2021 for the new high school project.

	<u>FY 2022 Adopted</u>	<u>FY 2023 Proposed</u>	<u>FY 2023 Adopted</u>	<u>Increase (Decrease)</u>	<u>Percentage Change</u>
Total Budget	\$ 18,233,653	\$ 20,756,240	\$ -	\$ 2,522,587	13.83%

TRANSFERS (990111)

Transfers represent funds that are appropriated to other funds in support of the operations of those funds. Funding includes transfers to the Emergency Communications Center Fund, General Capital Projects Fund, and School Fund.

FY 2022-23 Transfers Budget Highlights

- The proposed budget for Transfers reflects an overall increase of \$8.3 million.
- The transfer to the School Fund has increased \$1.4 million to \$37,435,173. This represents approximately 25.8% of the total General Fund budget.
- An increase of \$6.5 million to the General Capital Projects Fund for the new Public Works building and the Dogwood Drive culvert replacement project is included.
- Funding to the Harrisonburg-Rockingham Emergency Communications Center has increased by \$348,784 primarily from an increase in personnel costs.

		<u>FY 2022 Adopted</u>		<u>FY 2023 Proposed</u>		<u>FY 2023 Adopted</u>		<u>Increase (Decrease)</u>	<u>Percentage Change</u>
Total Budget	\$	39,566,236	\$	47,866,934	\$	-	\$	8,300,698	20.98%

**OTHER FUNDS
REVENUES AND EXPENDITURES**

SCHOOL FUND

School funding (which includes school bus operations) represents the largest single expenditure in the city's General Fund budget. The proposed School Fund budget is \$13.85 million (14.9%) more than the fiscal year 2022 budget. The proposed budget recommends an additional \$1.4 million in funding from the City to the School Board bringing total funding to \$37.4 million. Based on this proposed funding, the transfer to the School Board represents approximately 25.8% of the General Fund budget. In addition to the direct school funding transfer, current debt service expenditures paid from the General Fund for school facilities total approximately \$13.6 million bringing total school related funding to approximately 35.2% of the total General Fund budget.

Included is a \$3 million transfer to the city for construction of the new high school. \$2.4 million will be allocated to the General Fund to fund a portion of the new debt service for the high school and \$600,000 will be allocated directly to the School Capital Projects Fund for construction funding.

Revenue

	FY 2022 Adopted	FY 2023 Proposed	FY 2023 Adopted	Increase (Decrease)	Percentage Change
Charges for services	\$ 378,542	\$ 378,542	\$ -	-	0.00%
State revenue	50,953,801	60,118,864	-	9,165,063	17.99%
Federal revenue	5,916,667	9,178,303	-	3,261,636	55.13%
Transfers in	36,008,259	37,435,173	-	1,426,914	3.96%
Total	\$ 93,257,269	\$ 107,110,882	\$ -	\$ 13,853,613	14.86%

Expenditures

	FY 2022 Adopted	FY 2023 Proposed	FY 2023 Adopted	Increase (Decrease)	Percentage Change
Instruction	\$ 71,876,264	\$ 79,724,058	\$ -	\$ 7,847,794	10.92%
Administration	5,205,400	6,028,533	-	823,133	15.81%
Pupil transportation	4,409,051	5,271,082	-	862,031	19.55%
Operations/maint.	6,800,457	7,223,060	-	422,603	6.21%
Technology	4,966,097	5,864,149	-	898,052	18.08%
Transfers	-	3,000,000	-	3,000,000	0.00%
Total	\$ 93,257,269	\$ 107,110,882	\$ -	\$ 13,853,613	14.86%

SCHOOL NUTRITION FUND

This fund’s budget of \$5 million has increased \$249,492 (5.3%) compared to the current year budget.

Revenue

	<u>FY 2022 Adopted</u>	<u>FY 2023 Proposed</u>	<u>FY 2023 Adopted</u>	<u>Increase (Decrease)</u>	<u>Percentage Change</u>
Fund balance	\$ 86,600	\$ -	\$ -	\$ (86,600)	-100.00%
Charges for services	75,000	76,000	-	1,000	1.33%
State revenue	194,000	155,000	-	(39,000)	-20.10%
Federal revenue	<u>4,372,600</u>	<u>4,746,692</u>	-	<u>374,092</u>	<u>8.56%</u>
Total	<u>\$ 4,728,200</u>	<u>\$ 4,977,692</u>	<u>\$ -</u>	<u>\$ 249,492</u>	<u>5.28%</u>

Expenditures

	<u>FY 2022 Adopted</u>	<u>FY 2023 Proposed</u>	<u>FY 2023 Adopted</u>	<u>Increase (Decrease)</u>	<u>Percentage Change</u>
Food service	\$ 4,698,200	\$ 4,947,692	\$ -	\$ 249,492	5.31%
Technology	<u>30,000</u>	<u>30,000</u>	-	-	0.00%
Total	<u>\$ 4,728,200</u>	<u>\$ 4,977,692</u>	<u>\$ -</u>	<u>\$ 249,492</u>	<u>5.28%</u>

EMERGENCY COMMUNICATIONS CENTER FUND

The Emergency Communications Center (ECC) Fund is a joint venture with Rockingham County. The ECC is responsible for operating the joint emergency dispatch center, the joint radio system and the joint CAD/DMS system.

The budget for the ECC Fund has increased \$457,462 (5.3%) from the current year’s budget primarily from increased personnel costs and capital outlay. Additional funding from both the City and Rockingham County is provided as well as funding from James Madison University for its share of the CAD operational costs. Fund balance in the amount of \$650,000 is being used to fund upcoming radio system upgrades.

Capital outlay includes \$88,000 for radio cache portable radio replacements which are being funding through grants and \$96,900 for other technology upgrades. Capital project funding includes \$650,000 for the radio system upgrade project.

Revenue

	FY 2022 Adopted	FY 2023 Proposed	FY 2023 Adopted	Increase (Decrease)	Percentage Change
Fund balance	\$ 850,000	\$ 650,000	\$ -	\$ (200,000)	-23.53%
Investment revenue	224,376	214,376	-	(10,000)	-4.46%
Reimb-R'ham County	3,157,977	3,506,761	-	348,784	11.04%
Recovered costs	598,206	565,500	-	(32,706)	-5.47%
State revenue	577,948	605,548	-	27,600	4.78%
Federal revenue	125,000	100,000	-	(25,000)	-20.00%
Transfers in	3,157,977	3,506,761	-	348,784	11.04%
Total	\$ 8,691,484	\$ 9,148,946	\$ -	\$ 457,462	5.26%

Expenditures

	FY 2022 Adopted	FY 2023 Proposed	FY 2023 Adopted	Increase (Decrease)	Percentage Change
Emerg commun	\$ 6,613,541	\$ 7,329,314	\$ -	\$ 715,773	10.82%
CAD	1,227,943	1,169,632	-	(58,311)	-4.75%
Transfers out	850,000	650,000	-	(200,000)	-23.53%
Total	\$ 8,691,484	\$ 9,148,946	\$ -	\$ 457,462	5.26%

COMMUNITY DEVELOPMENT BLOCK GRANT FUND

The Community Development Block Grant Fund accounts for the administration of the Community Development Block Grant funding that the City receives from the federal government. The total budget for this fund is \$540,419 which is a decrease of \$320,399 from the current year’s original budget as the current year’s budget included the second round of approved federal CARES Act funds in the amount of \$326,630.

Revenue

	<u>FY 2022 Adopted</u>	<u>FY 2023 Proposed</u>	<u>FY 2023 Adopted</u>	<u>Increase (Decrease)</u>	<u>Percentage Change</u>
Federal revenue	\$ 860,818	\$ 540,419	\$ -	\$ (320,399)	-37.22%
Total	<u>\$ 860,818</u>	<u>\$ 540,419</u>	<u>\$ -</u>	<u>\$ (320,399)</u>	<u>-37.22%</u>

Expenditures

	<u>FY 2022 Adopted</u>	<u>FY 2023 Proposed</u>	<u>FY 2023 Adopted</u>	<u>Increase (Decrease)</u>	<u>Percentage Change</u>
Total budget	\$ 860,818	\$ 540,419	\$ -	\$ (320,399)	-37.22%
Total	<u>\$ 860,818</u>	<u>\$ 540,419</u>	<u>\$ -</u>	<u>\$ (320,399)</u>	<u>-37.22%</u>

SCHOOL TRANSPORTATION FUND

The budget for the School Transportation Fund has increased \$834,658 (17.5%) from the current year’s original budget. The increase in this budget reflects five new school transportation drivers, one new custodian (35% share), 13 part-time school bus aides converted to full-time with benefits, increased maintenance and repair costs and the purchase of four school buses. Funding is almost entirely provided by the School Fund. Fund balance in the amount of \$476,980 is being used to fund the purchase of the four school buses.

Capital outlay includes \$450,000 for four new school buses and \$8,000 for computer replacements.

Revenue

	<u>FY 2022 Adopted</u>	<u>FY 2023 Proposed</u>	<u>FY 2023 Adopted</u>	<u>Increase (Decrease)</u>	<u>Percentage Change</u>
Fund balance	\$ 450,000	\$ 476,980	\$ -	\$ 26,980	6.00%
Investment revenue	400	500	-	100	25.00%
Charges for services	4,318,822	5,126,400	-	807,578	18.70%
Miscellaneous	<u>15,000</u>	<u>15,000</u>	<u>-</u>	<u>-</u>	<u>0.00%</u>
Total	<u>\$ 4,784,222</u>	<u>\$ 5,618,880</u>	<u>\$ -</u>	<u>\$ 834,658</u>	<u>17.45%</u>

Expenditures

	<u>FY 2022 Adopted</u>	<u>FY 2023 Proposed</u>	<u>FY 2023 Adopted</u>	<u>Increase (Decrease)</u>	<u>Percentage Change</u>
School buses	\$ 4,055,146	\$ 4,820,326	\$ -	\$ 765,180	18.87%
Field trips/charters	206,178	215,336	-	9,158	4.44%
Administration	<u>522,898</u>	<u>583,218</u>	<u>-</u>	<u>60,320</u>	<u>11.54%</u>
Total	<u>\$ 4,784,222</u>	<u>\$ 5,618,880</u>	<u>\$ -</u>	<u>\$ 834,658</u>	<u>17.45%</u>

GENERAL CAPITAL PROJECTS FUND

Proposed expenditures in the General Capital Projects Fund for fiscal year 2023 total \$6.9 million. Proposed project funding includes \$6.3 million for the Public Works building project, \$500,000 for the replacement of a culvert on Dogwood Drive, \$75,000 for a space study for the old municipal building and \$50,000 for the traffic calming program.

Revenue

	<u>FY 2022 Adopted</u>	<u>FY 2023 Proposed</u>	<u>FY 2023 Adopted</u>	<u>Increase (Decrease)</u>	<u>Percentage Change</u>
Recovered costs	\$ 4,784,717	\$ -	\$ -	\$ (4,784,717)	-100.00%
State revenue	3,947,500	-	-	(3,947,500)	-100.00%
Transfers in	<u>400,000</u>	<u>6,925,000</u>	<u>-</u>	<u>6,525,000</u>	<u>1631.25%</u>
Total	<u>\$ 9,132,217</u>	<u>\$ 6,925,000</u>	<u>\$ -</u>	<u>\$ (2,207,217)</u>	<u>-24.17%</u>

Expenditures

	<u>FY 2022 Adopted</u>	<u>FY 2023 Proposed</u>	<u>FY 2023 Adopted</u>	<u>Increase (Decrease)</u>	<u>Percentage Change</u>
Traffic calming	\$ -	\$ 50,000	\$ -	\$ 50,000	0.00%
Municipal bldg	-	75,000	-	75,000	0.00%
Kids Castle	300,000	-	-	(300,000)	-100.00%
University Blvd	8,732,217	-	-	(8,732,217)	-100.00%
Dogwood Dr culvert	100,000	500,000	-	400,000	400.00%
Public Works bldg	<u>-</u>	<u>6,300,000</u>	<u>-</u>	<u>6,300,000</u>	<u>0.00%</u>
Total	<u>\$ 9,132,217</u>	<u>\$ 6,925,000</u>	<u>\$ -</u>	<u>\$ (2,207,217)</u>	<u>-24.17%</u>

WATER FUND

The Water Fund budget has increased \$2.95 million (26.2%) from the current year's original budget. A \$0.20/1000 gallons (5%) rate increase is being proposed to resume the planned incremental increases that were put on pause due to the COVID-19 pandemic. The additional funds will primarily be used to fund ongoing asset replacements of aging infrastructure. Charges for services are estimated to increase \$1.1 million (12%). Fund balance in the amount of \$1.9 million is being used to fund various capital projects.

Three new field utility positions (50% share) are proposed. Capital outlay includes \$269,000 for the replacement of two utility trucks (50% share), the replacement of computers and various small equipment, and the installation of service lines.

The Water Fund Capital Projects Fund's budget includes \$1,000,000 in funding for transmission/distribution asset replacements, \$500,000 for the western raw waterline project, \$520,000 for metering system upgrade, \$400,000 for western potable water projects and \$617,659 in funding for other various repairs and replacements to existing infrastructure.

Revenue

	FY 2022 Adopted	FY 2023 Proposed	FY 2023 Adopted	Increase (Decrease)	Percentage Change
Fund balance	\$ 200,000	\$ 2,067,455	\$ -	\$ 1,867,455	933.73%
Permits and fees	150,000	100,000	-	(50,000)	-33.33%
Investment revenue	35,800	50,000	-	14,200	39.66%
Charges for services	9,101,650	10,195,000	-	1,093,350	12.01%
Miscellaneous	6,000	5,000	-	(1,000)	-16.67%
Recovered costs	35,000	20,000	-	(15,000)	-42.86%
Intrafund transfers	1,723,200	1,766,700	-	43,500	2.52%
Total	\$ 11,251,650	\$ 14,204,155	\$ -	\$ 2,952,505	26.24%

Expenditures

	FY 2022 Adopted	FY 2023 Proposed	FY 2023 Adopted	Increase (Decrease)	Percentage Change
Administration	\$ 607,149	\$ 838,912	\$ -	\$ 231,763	38.17%
Pumping, storage	777,044	872,826	-	95,782	12.33%
Transmission/distrib	1,001,145	1,059,358	-	58,213	5.81%
Utility billing	542,655	529,222	-	(13,433)	-2.48%
Miscellaneous	2,382,600	2,543,800	-	161,200	6.77%
Purification	1,219,934	1,318,485	-	98,551	8.08%
Capital outlay	179,000	269,000	-	90,000	50.28%
Debt service	1,442,405	2,655,661	-	1,213,256	84.11%
Transfers out	3,099,718	4,116,891	-	1,017,173	32.82%
Total	\$ 11,251,650	\$ 14,204,155	\$ -	\$ 2,952,505	26.24%

SEWER FUND

The Sewer Fund budget has increased \$2.7 million (21.5%) from the current year's original budget. A \$0.12/1000 gallons (2%) rate increase is being proposed to resume the planned incremental increases that were put on pause due to the COVID-19 pandemic. The additional funds will primarily be used to fund projects at the Harrisonburg-Rockingham Regional Sewer Authority and ongoing asset replacements of aging infrastructure. Charges for services are estimated to increase \$2.1 million (21%). Fund balance in the amount of \$1.5 million is being used to fund various capital projects.

Three new field utility positions (50% share) are proposed. Capital outlay includes \$212,000 for the replacement of two utility trucks (50% share), one staff vehicle, the replacement of computers and various small equipment, and the installation of service lines.

The Sewer Fund Capital Projects Fund's budget includes \$850,000 in funding for collection/transmission asset replacements, \$527,663 for metering system upgrade, \$300,000 for pumping/monitoring asset replacements and \$236,644 in funding for other various repairs and replacements to existing infrastructure.

Revenue

	FY 2022 Adopted	FY 2023 Proposed	FY 2023 Adopted	Increase (Decrease)	Percentage Change
Fund balance	\$ 862,059	\$ 1,473,070	\$ -	\$ 611,011	70.88%
Permits and fees	200,000	110,000	-	(90,000)	-45.00%
Investment revenue	8,000	5,000	-	(3,000)	-37.50%
Charges for services	10,119,590	12,250,000	-	2,130,410	21.05%
Miscellaneous	2,000	5,000	-	3,000	150.00%
Recovered costs	26,000	45,000	-	19,000	73.08%
Intrafund transfers	1,192,500	1,193,400	-	900	0.08%
Total	\$ 12,410,149	\$ 15,081,470	\$ -	\$ 2,671,321	21.53%

Expenditures

	FY 2022 Adopted	FY 2023 Proposed	FY 2023 Adopted	Increase (Decrease)	Percentage Change
Administration	\$ 837,672	\$ 880,286	\$ -	\$ 42,614	5.09%
Treatment/disposal	3,300,000	4,460,000	-	1,160,000	35.15%
Collection/transm	1,150,495	1,209,950	-	59,455	5.17%
Miscellaneous	1,626,200	1,734,420	-	108,220	6.65%
Utility billing	426,218	566,963	-	140,745	33.02%
Pumping/monitoring	435,147	428,200	-	(6,947)	-1.60%
Capital outlay	92,000	212,000	-	120,000	130.43%
Debt service	3,600,000	2,700,000	-	(900,000)	-25.00%
Transfers out	942,417	2,889,651	-	1,947,234	206.62%
Total	\$ 12,410,149	\$ 15,081,470	\$ -	\$ 2,671,321	21.53%

PUBLIC TRANSPORTATION FUND

The Public Transportation Fund budget has decreased \$143,540 (1.2%) from the current adopted fiscal year 2022 budget. This decrease is mainly from a decrease in capital outlay. The payment from James Madison University for transit bus services will increase \$300,000 while Federal and State revenue will decrease \$307,000 reflective of the decreased capital outlay purchases. Fund balance in the amount of \$163,800 is being used to fund the City’s share of capital outlay.

The transfer to the General Fund for overhead costs will increase \$24,000 to \$360,000. The proposed budget also reflects one new custodian (50% share), 15 part-time transit bus drivers converted to full-time with benefits and increasing fuel and maintenance costs.

Capital outlay includes \$3.9 million for seven replacement transit buses and two replacement paratransit buses and \$200,000 for the replacement of the intelligent paratransit system which are all 96 percent reimbursed by federal and state funds.

Revenue

	FY 2022 Adopted	FY 2023 Proposed	FY 2023 Adopted	Increase (Decrease)	Percentage Change
Fund balance	\$ 220,000	\$ 163,800	\$ -	\$ (56,200)	-25.55%
Investment revenue	96,000	81,000	-	(15,000)	-15.63%
Charges for services	2,138,002	2,494,927	-	356,925	16.69%
Recovered costs	122,375	-	-	(122,375)	-100.00%
State revenue	2,390,000	2,225,951	-	(164,049)	-6.86%
Federal revenue	7,418,257	7,275,416	-	(142,841)	-1.93%
Total	\$ 12,384,634	\$ 12,241,094	\$ -	\$ (143,540)	-1.16%

Expenditures

	FY 2022 Adopted	FY 2023 Proposed	FY 2023 Adopted	Increase (Decrease)	Percentage Change
Transit buses	\$ 4,991,921	\$ 5,842,698	\$ -	\$ 850,777	17.04%
Miscellaneous	-	136,600	-	136,600	0.00%
Paratransit buses	814,372	939,163	-	124,791	15.32%
Administration	742,341	820,633	-	78,292	10.55%
Capital outlay	5,500,000	4,142,000	-	(1,358,000)	-24.69%
Transfers out	336,000	360,000	-	24,000	7.14%
Total	\$ 12,384,634	\$ 12,241,094	\$ -	\$ (143,540)	-1.16%

SANITATION FUND

The Sanitation Fund budget has increased \$333,474 (7.2%) from the current year’s original budget. This increase is mainly due to funds budgeted for capital outlay. No rate increases are being proposed. Funding is provided by \$519,387 in fund balance use and \$4.4 million in refuse/solid waste fees.

Capital outlay includes \$263,000 for the replacement of a rolloff truck, replacement of a pickup truck and replacement rolloff bins.

No capital projects are proposed.

Revenue

	FY 2022 Proposed	FY 2023 Proposed	FY 2023 Adopted	Increase (Decrease)	Percentage Change
Fund balance	\$ 453,113	\$ 519,387	\$ -	\$ 66,274	14.63%
Investment revenue	3,000	10,200	-	7,200	240.00%
Charges for services	4,150,000	4,410,000	-	260,000	6.27%
Total	\$ 4,606,113	\$ 4,939,587	\$ -	\$ 333,474	7.24%

Expenditures

	FY 2022 Proposed	FY 2023 Proposed	FY 2023 Adopted	Increase (Decrease)	Percentage Change
Solid waste collect.	\$ 1,397,742	\$ 1,446,715	\$ -	\$ 48,973	3.50%
Landfill	270,741	276,203	-	5,462	2.02%
Miscellaneous	6,300	50,320	-	44,020	698.73%
Solid waste mngmt.	1,225,932	1,258,099	-	32,167	2.62%
Capital outlay	17,585	263,000	-	245,415	1395.59%
Debt service	1,580,613	1,507,250	-	(73,363)	-4.64%
Transfers out	107,200	138,000	-	30,800	28.73%
Total	\$ 4,606,113	\$ 4,939,587	\$ -	\$ 333,474	7.24%

BUSINESS LOAN PROGRAM FUND

This fund accounts for the activity of the Harrisonburg Business Loan Program. Funding in the amount of \$100,000 is included to continue providing loans from payments made from existing loans. Since 2012, this program has made a total of 21 loans valued at over \$432,000 to various startup businesses of which 15 loans have been paid in full.

Revenue

	<u>FY 2022 Proposed</u>	<u>FY 2023 Proposed</u>	<u>FY 2023 Adopted</u>	<u>Increase (Decrease)</u>	<u>Percentage Change</u>
Fund balance	\$ 59,400	\$ 69,500	\$ -	\$ 10,100	17.00%
Investment revenue	3,600	2,600	-	(1,000)	-27.78%
Miscellaneous	37,000	27,900	-	(9,100)	-24.59%
Total	<u>\$ 100,000</u>	<u>\$ 100,000</u>	<u>\$ -</u>	<u>\$ -</u>	<u>0.00%</u>

Expenditures

	<u>FY 2022 Adopted</u>	<u>FY 2023 Proposed</u>	<u>FY 2023 Adopted</u>	<u>Increase (Decrease)</u>	<u>Percentage Change</u>
Revolving loan prgm	\$ 100,000	\$ 100,000	\$ -	\$ -	0.00%
Total	<u>\$ 100,000</u>	<u>\$ 100,000</u>	<u>\$ -</u>	<u>\$ -</u>	<u>0.00%</u>

STORMWATER FUND

The Stormwater Fund budget has essentially remained unchanged compared to the current year’s original budget. No fee increases are being proposed. Capital outlay includes \$696,000 for the purchase of permanent nutrient credits.

No capital projects funding is proposed.

Revenue

	FY 2022 Proposed	FY 2023 Proposed	FY 2023 Adopted	Increase (Decrease)	Percentage Change
Fund balance	\$ -	\$ -	\$ -	\$ -	0.00%
Investment revenue	3,000	3,500	-	500	16.67%
Charges for services	<u>1,327,680</u>	<u>1,327,680</u>	-	-	0.00%
Total	<u>\$ 1,330,680</u>	<u>\$ 1,331,180</u>	<u>\$ -</u>	<u>\$ 500</u>	<u>0.04%</u>

Expenditures

	FY 2022 Proposed	FY 2023 Proposed	FY 2023 Adopted	Increase (Decrease)	Percentage Change
Stormwater mngmt.	\$ 582,755	\$ 611,330	\$ -	\$ 28,575	4.90%
Capital outlay	414,525	697,350	-	282,825	68.23%
Transfers out	<u>333,400</u>	<u>22,500</u>	-	<u>(310,900)</u>	<u>-93.25%</u>
Total	<u>\$ 1,330,680</u>	<u>\$ 1,331,180</u>	<u>\$ -</u>	<u>\$ 500</u>	<u>0.04%</u>

CENTRAL GARAGE FUND

The Central Garage Fund has increased by \$255,322 (13.8%). This fund accounts for the operations of the city's central garage. All repairs of city vehicles and equipment are performed through the Central Garage Fund. Financing is provided by charges to other departments for services rendered. Each department will make payments for labor based on the prior year's usage. Each year department usage is evaluated and the labor contribution is based on the new evaluation.

The proposed budget reflects one new custodian (15% share). Capital outlay includes \$53,000 for mobile lifts and \$13,000 for replacement computers for the mechanics.

Revenue

	<u>FY 2022 Proposed</u>	<u>FY 2023 Proposed</u>	<u>FY 2023 Adopted</u>	<u>Increase (Decrease)</u>	<u>Percentage Change</u>
Fund balance	\$ -	\$ 50,000	\$ -	\$ 50,000	0.00%
Permits and fees	1,000	1,000	-	-	0.00%
Investment revenue	1,000	1,000	-	-	0.00%
Charges for services	1,850,070	2,055,392	-	205,322	11.10%
Recovered costs	1,000	1,000	-	-	0.00%
Total	\$ <u>1,853,070</u>	\$ <u>2,108,392</u>	\$ <u>-</u>	\$ <u>255,322</u>	<u>13.78%</u>

Expenditures

	<u>FY 2022 Proposed</u>	<u>FY 2023 Proposed</u>	<u>FY 2023 Adopted</u>	<u>Increase (Decrease)</u>	<u>Percentage Change</u>
Operating	\$ 1,671,281	\$ 1,843,180	\$ -	\$ 171,899	10.29%
Administration	181,789	199,212	-	17,423	9.58%
Capital outlay	-	66,000	-	66,000	0.00%
Total	\$ <u>1,853,070</u>	\$ <u>2,108,392</u>	\$ <u>-</u>	\$ <u>255,322</u>	<u>13.78%</u>

CENTRAL STORES FUND

The Central Stores Fund has increased by \$17,349 (9.1%) compared to the current year original budget. This fund accounts for the personnel and miscellaneous expenses related to the operations of the city's central stores. Funding is provided by the Water Fund and Sewer Fund for overhead costs.

Revenue

	FY 2022 Proposed	FY 2023 Proposed	FY 2023 Adopted	Increase (Decrease)	Percentage Change
Fund balance	\$ -	\$ -	\$ -	\$ -	0.00%
Transfers in	190,427	207,776	-	17,349	9.11%
Total	\$ 190,427	\$ 207,776	\$ -	\$ 17,349	9.11%

Expenditures

	FY 2022 Proposed	FY 2023 Proposed	FY 2023 Adopted	Increase (Decrease)	Percentage Change
Operating	\$ 186,907	\$ 207,776	\$ -	\$ 20,869	11.17%
Capital outlay	3,520	-	-	(3,520)	-100.00%
Total	\$ 190,427	\$ 207,776	\$ -	\$ 17,349	9.11%

REVENUE BUDGET

**CITY OF HARRISONBURG, VIRGINIA
REVENUE BUDGET
FISCAL YEAR 2023**

1000	General Fund	1-7
1111	School Fund	8
1114	School Nutrition Fund	9
1116	Emergency Communications Center Fund	10-11
1117	Community Development Block Grant Fund	12
1118	School Transportation Fund	13
1310	General Capital Projects Fund	14
1311	School Capital Projects Fund	15
1316	Emergency Communications Center Capital Projects Fund	16
1321	Water Capital Projects Fund	17
1322	Sewer Capital Projects Fund	18
1324	Sanitation Capital Projects Fund	19
1328	Stormwater Capital Projects Fund	20
2011	Water Fund	21-22
2012	Sewer Fund	23
2013	Public Transportation Fund	24-25
2014	Sanitation Fund	26
2017	Business Loan Program Fund	27
2018	Stormwater Fund	28
2111	Central Garage Fund	29
2112	Central Stores Fund	30

CITY OF HARRISONBURG, VA
REVENUE BUDGET

FUND - 1000 - GENERAL FUND

FUNCTION - 10 - GENERAL FUND GROUP

ACCOUNT-----	TITLE -----	BUDGET	----- 2020-2021 ----- ACTUAL	2021-2022 BUDGET	2022-2023 PROPOSED	NET CHANGE
31010	AMOUNT FROM FUND BALANCE	2,693,668	2,693,668	3,024,145	6,300,000	3,275,855
TOTAL AMOUNT FROM FUND BALANCE		2,693,668	2,693,668	3,024,145	6,300,000	3,275,855
31111	R.E. TAX - 2022/23	37,136,100	37,607,032	40,450,400	44,853,200	4,402,800
311121	R.E. TAX - 2021/22	310,000	516,137	310,000	310,000	-
311122	R.E. TAX - 2020/21	50,000	69,043	60,000	60,000	-
311123	R.E. TAX - 2019/20	20,000	26,421	20,000	20,000	-
311124	R.E. TAX - 2018/19	10,000	15,139	10,000	10,000	-
311125	R.E. TAX - 2017/18	10,000	5,707	10,000	10,000	-
311126	R.E. TAX - 2016/17	1,000	7,780	1,000	1,000	-
311127	R.E. TAX - 2015/16	500	1,828	500	500	-
311128	R.E. TAX - 2014/15	500	1,108	500	500	-
311129	R.E. TAX - 2013/14	100	1,084	100	100	-
31113	R.E. TAX - PRIOR YEARS		8,146	1,000	1,000	-
TOTAL REAL ESTATE TAXES		37,538,200	38,259,422	40,863,500	45,266,300	4,402,800
31121	P.P. TAX - 2022/23	10,496,800	12,007,628	12,106,700	13,086,400	979,700
311221	P.P. TAX - 2021/22	200,000	225,013	200,000	200,000	-
311222	P.P. TAX - 2020/21	35,000	32,054	20,000	20,000	-
311223	P.P. TAX - 2019/20	5,000	12,544	10,000	10,000	-
311224	P.P. TAX - 2018/19	1,000	7,199	1,000	1,000	-
311225	P.P. TAX - 2017/18	1,000	5,114	1,000	1,000	-
311226	P.P. TAX - 2016/17	500	891	500	500	-
311227	P.P. TAX - 2015/16	500	570	500	500	-
311228	P.P. TAX - 2014/15	100	351	100	100	-
311229	P.P. TAX - 2013/14	100	176	100	100	-
31123	P.P. TAX - PRIOR YEARS		1,252	1,000	1,000	-
TOTAL PERSONAL PROPERTY TAXES		10,740,000	12,292,790	12,340,900	13,320,600	979,700
31131	R.E. - PSC TAX - 2022/23	503,000	506,918	506,900	579,900	73,000
311311	R.E. - PSC TAX - DELINQ		2,454			-
31132	P.P. - PSC TAX - 2022/23	1,000	890	1,000	700	(300)
TOTAL PUBLIC SERVICE CORP. TAXE		504,000	510,263	507,900	580,600	72,700
31141	M.H. TAX - 2022/23	10,500	9,912	9,400	10,200	800
311411	M.H. TAX - 2021/22	300	380	300	300	-
311412	M.H. TAX - 2020/21	100	39	100	100	-
31142	M.T. TAX - 2022/23	2,750,000	2,881,091	2,846,500	2,961,500	115,000
311421	M.T. TAX - 2021/22		6,040			-
311422	M.T. TAX - 2020/21		12,797			-
311423	M.T. TAX - 2019/20		44,494			-
311424	M.T. TAX - 2018/19		35,652			-
TOTAL OTHER PROPERTY TAXES		2,760,900	2,792,439	2,856,300	2,972,100	115,800

CITY OF HARRISONBURG, VA
REVENUE BUDGET

FUND - 1000 - GENERAL FUND

FUNCTION - 10 - GENERAL FUND GROUP

ACCOUNT-----	TITLE -----	----- 2020-2021 -----	----- 2021-2022 -----	----- 2022-2023 -----	NET	
		BUDGET	ACTUAL	BUDGET	PROPOSED	CHANGE
31151	PENALTIES-ALL TAXES	235,000	207,221	235,000	235,000	-
31152	INTEREST-ALL TAXES	85,000	90,977	100,000	100,000	-
31153	ADVERTISING RECOVERY, ETC	500	895	500	500	-
31154	COURT COST	40,000	59,890	40,000	50,000	10,000
31155	COLLECTION FEE - SET OFF	7,000	5,826	7,000	5,000	(2,000)
31156	COLLECTION FEE - DMV STOP	40,000	51,699	40,000	40,000	-
TOTAL PENALTIES, INTEREST, ETC.		407,500	416,508	422,500	430,500	8,000
TOTAL PROPERTY TAXES		51,950,600	54,271,422	56,991,100	62,570,100	5,579,000
31201	SALES TAX-LOCAL SHARE	13,442,800	15,145,245	14,677,400	16,956,800	2,279,400
31202	ELECTRICAL TAX	942,400	930,647	923,200	940,100	16,900
31203	GAS TAX	262,100	258,853	258,100	255,300	(2,800)
31205	WATER/SEWER UTILITY TAX	612,000	608,797	600,000	616,000	16,000
31208	BUSINESS & PRO. LICENSES	6,187,600	7,096,931	6,971,700	7,634,500	662,800
31210	MOTOR VEHICLE FEES	1,288,300	1,305,552	1,294,900	1,301,000	6,100
31211	BANK STOCK TAX	750,000	837,444	750,000	890,500	140,500
31212	HOTEL/MOTEL ROOM TAX	2,938,000	2,360,845	2,162,100	3,274,100	1,112,000
31213	RESTAURANT FOOD TAX	12,944,600	12,794,369	12,483,800	16,007,300	3,523,500
31214	ELECTRIC PLANT/EQUIP-HEC	596,800	596,863	596,800	625,000	28,200
31215	WATER PLANT & EQUIPMENT	603,900	603,900	603,900	611,400	7,500
31216	SEW. DISPOSAL PLNT. & EQU	397,800	397,800	403,200	433,500	30,300
31217	RECORDATION TAXES	476,800	544,079	476,800	550,000	73,200
31220	ADMISSIONS TAX	147,400	14,606	30,000	98,200	68,200
31222	CIGARETTE TAX	534,900	504,600	508,600	459,200	(49,400)
31225	SHORT-TERM RENTAL TAX	111,100	124,480	138,300	98,200	(40,100)
31233	PUB RIGHT OF WAY USER FEE	105,900	149,198	150,000	150,000	-
31240	UTIL CONSUMPTION TAX-ELEC	164,700	159,333	152,000	161,700	9,700
31241	UTIL CONSUMPTION TAX-GAS	16,200	15,613	15,900	15,600	(300)
TOTAL OTHER LOCAL TAXES		42,523,300	44,449,154	43,196,700	51,078,400	7,881,700
31301	ANIMAL LICENSES	4,000	5,490	4,000	4,000	-
31303	STREET PRIVILEGES/PERMITS	3,000	4,577	3,000	3,000	-
31304	LAND USE APPLICATION FEE	150	100	150	150	-
31305	TRANSFER FEES	500	912	500	500	-
31306	ZONING APPEALS	1,000	1,200	1,000	1,000	-
31308	SITE PLAN REVIEW	11,400	9,200	11,400	11,400	-
31309	BLDG. INSPECTION FEES	332,500	316,837	332,500	332,500	-
31311	ELECTRICAL INSPECT. FEES	61,700	62,210	61,700	61,700	-
31312	E&S CONTROL PLAN REVIEW	5,700	6,350	5,700	5,700	-
31313	PLUMBING INSPECTION FEES	28,500	20,516	28,500	28,500	-
31314	BLASTING PERMIT FEES	100	40	100	100	-
31315	SUBDIVISION FEES	4,700	8,810	4,700	4,700	-
31316	SIGN PERMITS	11,400	9,410	11,400	11,400	-

CITY OF HARRISONBURG, VA
REVENUE BUDGET

FUND - 1000 - GENERAL FUND

FUNCTION - 10 - GENERAL FUND GROUP

ACCOUNT-----	TITLE -----	----- 2020-2021 -----	----- 2021-2022 -----	----- 2022-2023 -----	NET
		BUDGET	ACTUAL	PROPOSED	CHANGE
31322	PRECIOUS METALS PERMITS	500	800	500	-
31325	CONCEALED WEAPON PERMITS		211		-
31326	MECHANICAL PERMITS	47,500	44,668	47,500	-
31328	SPECIAL USE PERMIT APPLI.	9,500	10,412	9,500	-
31329	RE-ZONING APPLICATIONS	5,000	9,915	5,000	-
31334	VSMP FEES (STMWATR MNGMT)	26,600	24,281	26,600	-
31337	ZONING VERIFICATION FEES	1,000	900	1,000	-
31339	MISCELLAENOUS PERMIT FEES	2,000	1,000	2,000	-
31343	WIRELESS T'COM REVIEW FEE	1,000	200	1,000	-
31344	FOWL PERMIT FEE	200	650	200	-
31346	PUBLIC ACCESS PERMIT FEE	20,000	24,588	20,000	-
31347	TREE REMOVAL PERMIT FEE		150		-
31348	STR & HOMESTAY REG FEE		550		-
TOTAL LIC., PERMITS & PRIV. FEE		577,950	563,977	577,950	-
31402	R'HAM COUNTY COURT FINES	600,000	290,982	500,000	(100,000)
31404	PARKING FINES	57,000	25,240	45,000	-
31409	ALARM ORDINANCE	15,000	1,185	10,000	-
31410	E-SUMMONS FEE	47,500	21,611	25,000	5,000
31411	ZONING CIVIL PENALTY		100		-
TOTAL FINES & FORFEITURES		719,500	339,118	580,000	(95,000)
31513	INVESTMENT EARNINGS	50,000	217,473	50,000	30,000
TOTAL USE OF MONEY		50,000	217,473	50,000	30,000
31521	RENTAL OF PROPERTY	10,000	12,525	10,000	-
31522	CONCESSIONS & RENTALS	5,000	609	5,000	-
TOTAL USE OF PROPERTY		15,000	13,134	15,000	-
TOTAL USE OF MONEY & PROPERTY		65,000	230,607	65,000	30,000
31661	PARKING PERMITS			125,000	125,000
31664	WATER STREET DECK (UPPER)	60,000	23,191	55,000	(55,000)
31667	WOLFE STREET DECK (UPPER)	50,000	47,385	50,000	(50,000)
31672	LIBERTY ST./E ELIZABETH	1,500	2,250	1,500	(1,500)
TOTAL CHARGES FOR PARKING		111,500	72,826	106,500	18,500
31681	CFG COMM. ACTIVITY CENTER	48,400	10,116	48,400	-
31682	WESTOVER SWIMMING POOL	95,000	40,653	95,000	-
31683	RIVEN ROCK USER FEE	2,400		2,400	-
31684	PICNIC RESERVATION FEES	28,500	1,299	28,500	-
31685	ADULT PROGRAM FEES	17,100	960	17,100	-

CITY OF HARRISONBURG, VA
REVENUE BUDGET

FUND - 1000 - GENERAL FUND

FUNCTION - 10 - GENERAL FUND GROUP

ACCOUNT-----	TITLE -----	----- 2020-2021 -----	----- 2021-2022 -----	----- 2022-2023 -----	NET	
		BUDGET	ACTUAL	BUDGET	PROPOSED	CHANGE
31686	YOUTH PROGRAM FEES	85,500	10,200	85,500	85,500	-
31687	CLASS PROGRAM FEES	114,000	15,212	114,000	114,000	-
31693	SIMMS RECREATION CENTER	19,000	125	19,000	19,000	-
TOTAL CHARGES FOR RECREATION		409,900	75,717	409,900	409,900	-
31709	HANDICAP FEE	500	1,170	500	500	-
31711	18 HOLE WEEKDAY ROUNDS	109,200	121,941	109,200	120,000	10,800
31712	9 HOLE WEEKDAY ROUNDS	19,000	23,666	19,000	35,000	16,000
31713	18 HOLE WEEKEND/HOL ROUND	95,000	162,928	95,000	165,000	70,000
31714	9 HOLE WEEKEND/HOL ROUNDS	10,400	19,523	10,400	30,000	19,600
31715	OUTING/TOURNAMENT ROUNDS	28,500	11,520	28,500	28,500	-
31716	TWILIGHT ROUNDS	28,500	40,835	28,500	28,500	-
31719	MEMBERSHIP/ANNUAL ROUNDS	99,700	103,444	99,700	102,000	2,300
31721	GOLF ASSOCIATION DUES	7,600	5,815	7,600	7,600	-
31722	DRIVING RANGE FEE	19,000	27,430	19,000	25,000	6,000
31723	18 HOLE CART FEE	123,500	115,018	123,500	130,000	6,500
31724	9 HOLE CART FEE	21,800	24,810	21,800	25,000	3,200
31726	9/18 HOLE HAND CART FEE	900	3	900	900	-
31727	GOLF LESSONS	9,500	1,640	9,500	5,000	(4,500)
31728	CLUB RENTAL	900	71	900	900	-
31729	CLUB REPAIR	2,800	903	2,800	1,500	(1,300)
31731	FOOD/BEVERAGE SALES-GOLF	4,700	2,365	4,700	4,700	-
31732	MERCHANDISE-RESALE-GOLF	25,000	56,697	25,000	25,000	-
31733	MERCHANDISE-SPECIAL ORDER	6,000	435	6,000	6,000	-
TOTAL CHARGES FOR GOLF		612,500	720,211	612,500	741,100	128,600
31677	LAW/TRAFFIC ENFORCE. CHGS	65,000	3,470	65,000	65,000	-
31678	FIRE DEPT - JMU CHGS	9,500	262	9,500	9,500	-
31679	RESCUE SERVICES FEE	130,000	90,060	100,000	100,000	-
TOTAL MISCELLANEOUS CHARGES		204,500	93,792	174,500	174,500	-
TOTAL CHARGES FOR SERVICES		1,338,400	962,547	1,303,400	1,450,500	147,100
31801	CONTRIBUTION FROM HEC	6,700,000	6,700,000	5,200,000	5,200,000	-
31809	DONATIONS	20,000	10,483	20,000	20,000	-
31810	SALE OF MAT'L & SUPPLIES	1,000	19,944	1,000	1,000	-
31811	SALE OF USED EQUIPMENT	20,000	25,197	20,000	20,000	-
31813	DONATIONS - JMU	200,000	239,396	220,000	260,000	40,000
31820	OTHER MISCELLANEOUS REV	3,912	4,112			-
31824	DONATIONS-ZANE SHOWKER FD	46,000	46,588	46,000	46,000	-
31825	MISC OVERAGE/SHORTAGE		585			-
31828	VRSA SAFETY GRANT		5,000			-
31830	SERV CHG TAX EXEMPT PROPE	101,600	106,891	101,600	118,350	16,750
31831	MERCHANDISE SALE-GIFT SHO	28,500	8,959	15,000	10,000	(5,000)

CITY OF HARRISONBURG, VA
REVENUE BUDGET

FUND - 1000 - GENERAL FUND

FUNCTION - 10 - GENERAL FUND GROUP

ACCOUNT-----	TITLE -----	----- 2020-2021 -----	----- 2021-2022 -----	----- 2022-2023 -----	NET	
		BUDGET	ACTUAL	BUDGET	PROPOSED	CHANGE
31836	BAD CHECK/ACH FEE	1,000	715	1,000	1,000	-
31838	TREAS OVERAGE/SHORTAGE		22			-
31839	ECON DEV CONFERENCE	25,000		25,000	25,000	-
31846	MISCELLANEOUS GRANTS	6,000	6,000			-
31847	VPSA REFUNDING	240,325	240,325	243,000	245,800	2,800
31848	ECON DEV PROGRAMS		1,035			-
31849	SVJC CAPITAL RETURN	78,120	78,120			-
TOTAL MISCELLANEOUS REVENUES		7,471,457	7,493,372	5,892,600	5,947,150	54,550
31901	RECOVERIES & REBATES	30,000	31,309	30,000	30,000	-
31904	COURT APPOINTED ATTORNEY		236			-
31913	OVERPAYMENTS		1,043			-
31914	RECOVERED COSTS	120,000	87,241	120,000	120,000	-
31928	REIMB FOR DEBT - HRHA	660,975	660,975	656,150	608,100	(48,050)
31940	REIMB FOR DEBT - HRCBSB	162,627	162,627	163,200	161,949	(1,251)
TOTAL RECOVERED COSTS		973,602	941,345	969,350	920,049	(49,301)
TOTAL LOCAL REVENUES		108,313,477	111,945,210	112,600,245	129,424,149	16,823,904
32203	ROLLING STOCK TAX	17,000	16,031	16,000	16,000	-
32204	PP TAX REIMBURSEMENT	1,522,583	1,522,583	1,522,583	1,522,583	-
32205	MOBIL HOME TITLING TAX	3,000	5,294	3,000	3,000	-
32206	TAX ON DEEDS	123,500				-
32207	ANIMAL FRIENDLY LIC PLATE	500	677	500	500	-
32208	POLICE SUPPORT (HB599)	1,455,000	1,523,437	1,455,500	1,455,500	-
32209	AUTO RENTAL TAX	344,400	322,982	290,100	393,200	103,100
32213	COMMUNICA SALES & USE TAX	1,289,900	1,225,541	1,185,200	1,095,900	(89,300)
32214	GAMES OF SKILL TAX		129,744			-
TOTAL NON-CATEGORICAL AID		4,755,883	4,746,289	4,472,883	4,486,683	13,800
32303	ST.SHARE-COMR. OF REVENUE	150,000	151,672	150,000	157,000	7,000
32304	STATE SHARE-TREASURER	130,000	131,264	130,000	137,000	7,000
32306	STATE SHARE-REGISTRAR	51,000	49,916	91,916	91,000	(916)
TOTAL SHARED EXPENSES		331,000	332,852	371,916	385,000	13,084
32456	VTC-MARKETING GRANT		10,000			-
TOTAL CATEGORICAL AID			10,000			-
32506	STREET & HIGHWAY MAINT.	5,068,500	5,113,854	5,113,800	5,461,100	347,300
32507	LITTER CONTROL	9,000	9,716	9,000	9,000	-
32510	HAZARDOUS MATERIALS	10,000	10,000	10,000	10,000	-
32512	FIRE PROGRAMS FUND	178,000	186,412	186,400	198,000	11,600

CITY OF HARRISONBURG, VA
REVENUE BUDGET

FUND - 1000 - GENERAL FUND

FUNCTION - 10 - GENERAL FUND GROUP

ACCOUNT-----	TITLE -----	----- 2020-2021 -----	----- 2021-2022 -----	----- 2022-2023 -----	NET
		BUDGET	ACTUAL	PROPOSED	CHANGE
32514	4-FOR-LIFE	31,000	33,652	31,000	-
32533	SPAY & NEUTER FUNDS	50	57	50	-
32554	DACS - AFID GRANT	500,000	500,000		-
32559	VDFP - C&EA GRANT		15,000		-
32561	MISC GRANTS AND REIMB		2,425		-
TOTAL OTHER CATEGORICAL AID		5,796,550	5,871,117	5,709,150	358,900
TOTAL STATE REVENUES		10,883,433	10,960,257	10,580,833	385,784
33202	CARES ACT FUNDS (CRF)	5,625,442	9,145,884		-
33203	DOJ-CESFP CARES ACT	47,450			-
33204	DOE-CARES ACT	67,204	57,312		-
33205	CARES ACT (CRF) - HEC	23,668	23,668		-
33206	CARES ACT (CRF) - PU	92,766	92,766		-
33210	ARPA (CSLFRF)			54,700	54,700
TOTAL NON-CATEGORICAL AID		5,856,531	9,319,631	54,700	54,700
33504	BULLETPROOF VEST PART ACT		4,240		-
33511	VA DEPT OF FORESTRY GRANT	26,266	14,266		-
33521	VSTOP GRANT	40,000	26,976	40,000	-
33524	DMV GRANT	55,568	16,021		-
33534	HOMELAND SECURITY GRANT	282,833	105,695	7,500	-
33554	USMS - JNT LAW ENFORC OPS		6,991		-
33568	DCR - RTP GRANT		64		-
33571	VDOT-HSIP GRANT	921,436	312,424		-
33572	COMMUNITY PARAMEDIC			200,466	200,466
TOTAL CATEGORICAL AID		1,326,103	486,678	247,966	200,466
TOTAL FEDERAL REVENUES		7,182,633	9,806,308	302,666	255,166
34011	INSURANCE RECOVERIES	20,000	89,682	20,000	-
34012	SALE OF LAND	30,000	35,584	30,000	-
TOTAL NON-REVENUE RECEIPTS		50,000	125,266	50,000	-
34215	TR FROM SCHOOL FUND			2,400,000	2,400,000
34220	TR FROM WATER FUND	923,400	923,400	923,400	-
34230	TR FROM SEWER FUND	923,400	923,400	923,400	-
34260	TR FROM PBLC TRANSP FUND	336,000	336,000	360,000	24,000
34270	TR FROM SANITATION FUND	107,200	107,200	138,000	30,800
34285	TR FROM STORMWATER FUND	20,400	20,400	22,500	2,100
TOTAL INTER-FUND TRANSFERS		2,310,400	2,310,400	4,767,300	2,456,900

04/12/2022

CITY OF HARRISONBURG, VA
REVENUE BUDGET

FUND - 1000 - GENERAL FUND
FUNCTION - 10 - GENERAL FUND GROUP

ACCOUNT-----	TITLE -----	-----	2020-2021 -----	2021-2022	2022-2023	NET
		BUDGET	ACTUAL	BUDGET	PROPOSED	CHANGE
TOTAL NON-REVENUE RECEIPTS		2,360,400	2,435,666	2,360,400	4,817,300	2,456,900
TOTAL GENERAL FUND		128,739,943	135,147,441	125,203,194	145,124,948	19,921,754

CITY OF HARRISONBURG, VA
REVENUE BUDGET

FUND - 1111 - SCHOOL FUND

FUNCTION - 11 - SPECIAL REVENUE FUNDS

ACCOUNT-----	TITLE -----	-----	2020-2021 -----	2021-2022	2022-2023	NET
		BUDGET	ACTUAL	BUDGET	PROPOSED	CHANGE
31010	AMOUNT FROM FUND BALANCE	1,399,231	1,399,231			-
	TOTAL AMOUNT FROM FUND BALANCE	1,399,231	1,399,231			-
31691	SCHOOL REVENUE-OTHER	393,542	395,825	378,542	378,542	-
	TOTAL CHARGES FOR EDUCATION	393,542	395,825	378,542	378,542	-
	TOTAL CHARGES FOR SERVICES	393,542	395,825	378,542	378,542	-
	TOTAL LOCAL REVENUES	1,792,773	1,795,057	378,542	378,542	-
32442	SCHOOL REVENUE-STATE	46,432,106	48,723,641	50,953,801	60,118,864	9,165,063
	TOTAL CATEGORICAL AID	46,432,106	48,723,641	50,953,801	60,118,864	9,165,063
	TOTAL STATE REVENUES	46,432,106	48,723,641	50,953,801	60,118,864	9,165,063
33301	SCHOOL REVENUE-FEDERAL	6,572,166	6,630,585	5,916,667	9,178,303	3,261,636
	TOTAL FEDERAL REVENUES	6,572,166	6,630,585	5,916,667	9,178,303	3,261,636
	TOTAL FEDERAL REVENUES	6,572,166	6,630,585	5,916,667	9,178,303	3,261,636
34210	TR FROM GENERAL FUND	36,008,259	36,008,259	36,008,259	37,435,173	1,426,914
	TOTAL INTER-FUND TRANSFERS	36,008,259	36,008,259	36,008,259	37,435,173	1,426,914
	TOTAL NON-REVENUE RECEIPTS	36,008,259	36,008,259	36,008,259	37,435,173	1,426,914
	TOTAL SCHOOL FUND	90,805,304	93,157,541	93,257,269	107,110,882	13,853,613

CITY OF HARRISONBURG, VA
REVENUE BUDGET

FUND - 1114 - SCHOOL NUTRITION FUND
FUNCTION - 11 - SPECIAL REVENUE FUNDS

ACCOUNT-----	TITLE -----	----- 2020-2021 -----	----- 2021-2022 -----	----- 2022-2023 -----	NET	
		BUDGET	ACTUAL	BUDGET	PROPOSED	CHANGE
31010	AMOUNT FROM FUND BALANCE	43,400	43,400	86,600		(86,600)
	TOTAL AMOUNT FROM FUND BALANCE	43,400	43,400	86,600		(86,600)
31691	SCHOOL REVENUE-OTHER	145,000	57,439	75,000	76,000	1,000
	TOTAL CHARGES FOR EDUCATION	145,000	57,439	75,000	76,000	1,000
	TOTAL CHARGES FOR SERVICES	145,000	57,439	75,000	76,000	1,000
	TOTAL LOCAL REVENUES	188,400	100,839	161,600	76,000	(85,600)
32442	SCHOOL REVENUE-STATE	194,500	133,804	194,000	155,000	(39,000)
	TOTAL CATEGORICAL AID	194,500	133,804	194,000	155,000	(39,000)
	TOTAL STATE REVENUES	194,500	133,804	194,000	155,000	(39,000)
33301	SCHOOL REVENUE-FEDERAL	4,615,000	4,569,501	4,372,600	4,746,692	374,092
	TOTAL FEDERAL REVENUES	4,615,000	4,569,501	4,372,600	4,746,692	374,092
	TOTAL FEDERAL REVENUES	4,615,000	4,569,501	4,372,600	4,746,692	374,092
	TOTAL SCHOOL NUTRITION FUND	4,997,900	4,804,143	4,728,200	4,977,692	249,492

CITY OF HARRISONBURG, VA
REVENUE BUDGETFUND - 1116 - EMERG COMM CENTER FUND
FUNCTION - 11 - SPECIAL REVENUE FUNDS

ACCOUNT-----	TITLE -----	BUDGET	2020-2021 ACTUAL	2021-2022 BUDGET	2022-2023 PROPOSED	NET CHANGE
31010	AMOUNT FROM FUND BALANCE	1,144,686	1,144,686	850,000	650,000	(200,000)
TOTAL AMOUNT FROM FUND BALANCE		1,144,686	1,144,686	850,000	650,000	(200,000)
31513	INVESTMENT EARNINGS	15,000	11,733	15,000	5,000	(10,000)
TOTAL USE OF MONEY		15,000	11,733	15,000	5,000	(10,000)
31523	RENTAL OF ECC TOWER SPACE	199,968	189,487	209,376	209,376	-
TOTAL USE OF PROPERTY		199,968	189,487	209,376	209,376	-
TOTAL USE OF MONEY & PROPERTY		214,968	201,221	224,376	214,376	(10,000)
31805	ECC PAYMENTS FM R'HAM CO	2,923,768	2,923,768	3,157,977	3,506,761	348,784
31811	SALE OF USED EQUIPMENT		2,000			-
TOTAL MISCELLANEOUS REVENUES		2,923,768	2,925,768	3,157,977	3,506,761	348,784
31901	RECOVERIES & REBATES	3,500	3,894	3,500	2,500	(1,000)
31914	RECOVERED COSTS		13,261	13,000	13,000	-
31933	EQUIP REP/PRCH FOR OTHERS	250,000	93,111	250,000	250,000	-
31934	REIMB-JMU	218,596		281,706	275,000	(6,706)
31939	CAD/DMS PRCH FOR OTHERS	50,000	2,191	50,000	25,000	(25,000)
TOTAL RECOVERED COSTS		522,096	112,457	598,206	565,500	(32,706)
TOTAL LOCAL REVENUES		4,805,518	4,384,132	4,830,559	4,936,637	106,078
32308	STATE SHARE - DISPATCHERS	160,948	169,376	160,948	160,948	-
TOTAL SHARED EXPENSES		160,948	169,376	160,948	160,948	-
32536	VA WIRELESS E911 TAX	414,000	438,706	414,000	441,600	27,600
32542	VA 911 SERVICES BOARD GRT	3,000		3,000	3,000	-
TOTAL OTHER CATEGORICAL AID		417,000	438,706	417,000	444,600	27,600
TOTAL STATE REVENUES		577,948	608,082	577,948	605,548	27,600
33559	CACHE TEAM GRNT - OPERING	178,493	88,493	125,000	12,000	(113,000)
33566	CACHE TEAM GRNT - CAPITAL				88,000	88,000
TOTAL CATEGORICAL AID		178,493	88,493	125,000	100,000	(25,000)

CITY OF HARRISONBURG, VA
REVENUE BUDGET

FUND - 1116 - EMERG COMM CENTER FUND
FUNCTION - 11 - SPECIAL REVENUE FUNDS

ACCOUNT-----	TITLE -----	----- 2020-2021 -----	----- 2021-2022 -----	----- 2022-2023 -----	NET	
		BUDGET	ACTUAL	BUDGET	PROPOSED	CHANGE
TOTAL FEDERAL REVENUES		178,493	88,493	125,000	100,000	(25,000)
34210 TR FROM GENERAL FUND		2,923,768	2,923,768	3,157,977	3,506,761	348,784
TOTAL INTER-FUND TRANSFERS		2,923,768	2,923,768	3,157,977	3,506,761	348,784
TOTAL NON-REVENUE RECEIPTS		2,923,768	2,923,768	3,157,977	3,506,761	348,784
TOTAL EMERG COMM CENTER FUND		8,485,728	8,004,475	8,691,484	9,148,946	457,462

04/12/2022

CITY OF HARRISONBURG, VA
REVENUE BUDGET

FUND - 1117 - COMM DEV BLOCK GRANT FUND
FUNCTION - 11 - SPECIAL REVENUE FUNDS

ACCOUNT-----	TITLE -----	-----	2020-2021 -----	2021-2022	2022-2023	NET
		BUDGET	ACTUAL	BUDGET	PROPOSED	CHANGE
33201	COMM DEV BLOCK GRANT	1,412,722	618,452	860,818	540,419	(320,399)
TOTAL NON-CATEGORICAL AID		1,412,722	618,452	860,818	540,419	(320,399)
TOTAL FEDERAL REVENUES		1,412,722	618,452	860,818	540,419	(320,399)
TOTAL COMM DEV BLOCK GRANT FUND		1,412,722	618,452	860,818	540,419	(320,399)

CITY OF HARRISONBURG, VA
REVENUE BUDGET

FUND - 1118 - SCHOOL TRANSPORTATION FUND
FUNCTION - 11 - SPECIAL REVENUE FUNDS

ACCOUNT-----	TITLE -----	----- 2020-2021 -----	----- 2021-2022 -----	----- 2022-2023 -----	NET	
		BUDGET	ACTUAL	BUDGET	PROPOSED	CHANGE
31010	AMOUNT FROM FUND BALANCE	189,310	189,310	450,000	476,980	26,980
TOTAL AMOUNT FROM FUND BALANCE		189,310	189,310	450,000	476,980	26,980
31513	INVESTMENT EARNINGS	2,000	1,781	400	500	100
TOTAL USE OF MONEY		2,000	1,781	400	500	100
TOTAL USE OF MONEY & PROPERTY		2,000	1,781	400	500	100
31644	SCH BD-SPEC.ED-SP ARRANGE	40,000	42,020	40,000	42,400	2,400
31645	SCHOOL BD-SPEC.ED-BUS	1,232,200	1,232,200	1,435,800	1,744,700	308,900
31646	SCHOOL BOARD-ATHLETICS	65,000	12,573	66,000	70,000	4,000
31647	SCHOOL BOARD-CHARTERS	80,000	3,791	80,000	80,000	-
31650	SCHOOL BOARD-SUMMER SCH.	140,000		140,000	150,000	10,000
31656	SCHOOL BD-SCHOOL BUS	2,418,563	2,468,563	2,549,022	3,031,300	482,278
31658	SCHOOL BUS CHARTERS	8,000	9,159	8,000	8,000	-
TOTAL TRANSIT CHARGES		3,983,763	3,768,305	4,318,822	5,126,400	807,578
TOTAL CHARGES FOR SERVICES		3,983,763	3,768,305	4,318,822	5,126,400	807,578
31811	SALE OF USED EQUIPMENT	15,000		15,000	15,000	-
TOTAL MISCELLANEOUS REVENUES		15,000		15,000	15,000	-
31901	RECOVERIES & REBATES		515			-
TOTAL RECOVERED COSTS			515			-
TOTAL LOCAL REVENUES		4,190,073	3,959,912	4,784,222	5,618,880	834,658
34011	INSURANCE RECOVERIES		1,056			-
TOTAL NON-REVENUE RECEIPTS			1,056			-
TOTAL NON-REVENUE RECEIPTS			1,056			-
TOTAL SCHOOL TRANSPORTATION FUND		4,190,073	3,960,968	4,784,222	5,618,880	834,658

CITY OF HARRISONBURG, VA
REVENUE BUDGET

FUND - 1310 - GENERAL CAPITAL PROJECTS
FUNCTION - 13 - CAPITAL PROJECTS FUNDS

ACCOUNT-----	TITLE -----	----- 2020-2021 -----	----- 2021-2022 -----	2022-2023	NET	
		BUDGET	ACTUAL	BUDGET	PROPOSED	CHANGE
31010	AMOUNT FROM FUND BALANCE	14,965,861	14,965,861			-
	TOTAL AMOUNT FROM FUND BALANCE	14,965,861	14,965,861			-
31514	INTEREST EARNINGS - BONDS		8,118			-
	TOTAL USE OF MONEY		8,118			-
	TOTAL USE OF MONEY & PROPERTY		8,118			-
31934	REIMB-JMU			4,784,717		(4,784,717)
	TOTAL RECOVERED COSTS			4,784,717		(4,784,717)
	TOTAL LOCAL REVENUES	14,965,861	14,973,979	4,784,717		(4,784,717)
32539	VDOT SMART SCALE FUNDS	1,747,336	1,747,336			-
32544	VDOT REVENUE SHARING	3,265,037	228,571	3,947,500		(3,947,500)
	TOTAL OTHER CATEGORICAL AID	5,012,373	1,975,907	3,947,500		(3,947,500)
	TOTAL STATE REVENUES	5,012,373	1,975,907	3,947,500		(3,947,500)
33564	TAP GRANT	683,142	114,063			-
33568	DCR - RTP GRANT	354,341	251			-
	TOTAL CATEGORICAL AID	1,037,483	114,314			-
	TOTAL FEDERAL REVENUES	1,037,483	114,314			-
34210	TR FROM GENERAL FUND			400,000	6,925,000	6,525,000
	TOTAL INTER-FUND TRANSFERS			400,000	6,925,000	6,525,000
	TOTAL NON-REVENUE RECEIPTS			400,000	6,925,000	6,525,000
	TOTAL GENERAL CAPITAL PROJECTS	21,015,717	17,064,201	9,132,217	6,925,000	(2,207,217)

04/12/2022

CITY OF HARRISONBURG, VA
REVENUE BUDGET

FUND - 1311 - SCHOOL CAPITAL PROJECTS
FUNCTION - 13 - CAPITAL PROJECTS FUNDS

ACCOUNT-----	TITLE -----	-----	2020-2021 -----	2021-2022	2022-2023	NET
		BUDGET	ACTUAL	BUDGET	PROPOSED	CHANGE
31010	AMOUNT FROM FUND BALANCE	771,388	771,388			-
TOTAL	AMOUNT FROM FUND BALANCE	771,388	771,388			-
TOTAL	LOCAL REVENUES	771,388	771,388			-
34215	TR FROM SCHOOL FUND				600,000	600,000
TOTAL	INTER-FUND TRANSFERS				600,000	600,000
TOTAL	NON-REVENUE RECEIPTS				600,000	600,000
TOTAL	SCHOOL CAPITAL PROJECTS	771,388	771,388		600,000	600,000

CITY OF HARRISONBURG, VA
REVENUE BUDGETFUND - 1316 - ECC CAPITAL PROJECTS
FUNCTION - 13 - CAPITAL PROJECTS FUNDS

ACCOUNT-----	TITLE -----	----- 2020-2021 -----	2021-2022	2022-2023	NET	
		BUDGET	ACTUAL	BUDGET	PROPOSED	CHANGE
31010	AMOUNT FROM FUND BALANCE	434,061	434,061			-
	TOTAL AMOUNT FROM FUND BALANCE	434,061	434,061			-
31805	ECC PAYMENTS FM R'HAM CO	200,000	200,000			-
	TOTAL MISCELLANEOUS REVENUES	200,000	200,000			-
31920	REIMB-R'HAM COUNTY	274,768	204,894			-
31934	REIMB-JMU	66,596				-
31938	REIMB-CITY	401,273	276,769			-
	TOTAL RECOVERED COSTS	742,637	481,663			-
	TOTAL LOCAL REVENUES	1,376,697	1,115,724			-
32542	VA 911 SERVICES BOARD GRT	210,000				-
	TOTAL OTHER CATEGORICAL AID	210,000				-
	TOTAL STATE REVENUES	210,000				-
34210	TR FROM GENERAL FUND	200,000	200,000			-
34296	TR FROM ECC FUND	952,000	952,000	850,000	650,000	(200,000)
	TOTAL INTER-FUND TRANSFERS	1,152,000	1,152,000	850,000	650,000	(200,000)
	TOTAL NON-REVENUE RECEIPTS	1,152,000	1,152,000	850,000	650,000	(200,000)
	TOTAL ECC CAPITAL PROJECTS	2,738,697	2,267,724	850,000	650,000	(200,000)

CITY OF HARRISONBURG, VA
REVENUE BUDGETFUND - 1321 - WATER CAPITAL PROJECTS
FUNCTION - 13 - CAPITAL PROJECTS FUNDS

ACCOUNT-----	TITLE -----	-----	2020-2021 -----	2021-2022	2022-2023	NET
		BUDGET	ACTUAL	BUDGET	PROPOSED	CHANGE
31010	AMOUNT FROM FUND BALANCE	10,862,758	10,862,758			-
	TOTAL AMOUNT FROM FUND BALANCE	10,862,758	10,862,758			-
31514	INTEREST EARNINGS - BONDS		4,918			-
	TOTAL USE OF MONEY		4,918			-
	TOTAL USE OF MONEY & PROPERTY		4,918			-
	TOTAL LOCAL REVENUES	10,862,758	10,867,676			-
34220	TR FROM WATER FUND	2,314,253	2,314,253	2,004,908	3,037,659	1,032,751
	TOTAL INTER-FUND TRANSFERS	2,314,253	2,314,253	2,004,908	3,037,659	1,032,751
	TOTAL NON-REVENUE RECEIPTS	2,314,253	2,314,253	2,004,908	3,037,659	1,032,751
	TOTAL WATER CAPITAL PROJECTS	13,177,011	13,181,929	2,004,908	3,037,659	1,032,751

CITY OF HARRISONBURG, VA
REVENUE BUDGET

FUND - 1322 - SEWER CAPITAL PROJECTS
FUNCTION - 13 - CAPITAL PROJECTS FUNDS

ACCOUNT-----	TITLE -----	-----	2020-2021 -----	2021-2022	2022-2023	NET
		BUDGET	ACTUAL	BUDGET	PROPOSED	CHANGE
31010	AMOUNT FROM FUND BALANCE	4,313,358	4,313,358			-
	TOTAL AMOUNT FROM FUND BALANCE	4,313,358	4,313,358			-
	TOTAL LOCAL REVENUES	4,313,358	4,313,358			-
34230	TR FROM SEWER FUND	2,093,094	2,093,094		1,914,307	1,914,307
	TOTAL INTER-FUND TRANSFERS	2,093,094	2,093,094		1,914,307	1,914,307
	TOTAL NON-REVENUE RECEIPTS	2,093,094	2,093,094		1,914,307	1,914,307
	TOTAL SEWER CAPITAL PROJECTS	6,406,452	6,406,452		1,914,307	1,914,307

04/12/2022

CITY OF HARRISONBURG, VA
REVENUE BUDGET

FUND - 1324 - SANITATION CAP. PROJECTS
FUNCTION - 13 - CAPITAL PROJECTS FUNDS

ACCOUNT-----	TITLE -----	-----	2020-2021 -----	2021-2022	2022-2023	NET
		BUDGET	ACTUAL	BUDGET	PROPOSED	CHANGE
31010	AMOUNT FROM FUND BALANCE	332,173	332,173			-
	TOTAL AMOUNT FROM FUND BALANCE	332,173	332,173			-
	TOTAL LOCAL REVENUES	332,173	332,173			-
	TOTAL SANITATION CAP. PROJECTS	332,173	332,173			-

CITY OF HARRISONBURG, VA
REVENUE BUDGET

FUND - 1328 - STWTR CAP PROJECTS
FUNCTION - 13 - CAPITAL PROJECTS FUNDS

ACCOUNT-----	TITLE -----	-----	2020-2021 -----	2021-2022	2022-2023	NET
		BUDGET	ACTUAL	BUDGET	PROPOSED	CHANGE
31010	AMOUNT FROM FUND BALANCE	2,756,004	2,756,004			-
	TOTAL AMOUNT FROM FUND BALANCE	2,756,004	2,756,004			-
	TOTAL LOCAL REVENUES	2,756,004	2,756,004			-
32557	SLAF GRANT (DEQ)			966,979		(966,979)
	TOTAL OTHER CATEGORICAL AID			966,979		(966,979)
	TOTAL STATE REVENUES			966,979		(966,979)
34285	TR FROM STORMWATER FUND			313,000		(313,000)
	TOTAL INTER-FUND TRANSFERS			313,000		(313,000)
	TOTAL NON-REVENUE RECEIPTS			313,000		(313,000)
	TOTAL STWTR CAP PROJECTS	2,756,004	2,756,004	1,279,979		(1,279,979)

CITY OF HARRISONBURG, VA
REVENUE BUDGETFUND - 2011 - WATER FUND
FUNCTION - 20 - ENTERPRISE FUNDS

ACCOUNT-----	TITLE -----	----- 2020-2021 -----	----- 2021-2022 -----	----- 2022-2023 -----	NET	
		BUDGET	ACTUAL	BUDGET	PROPOSED	CHANGE
31010	AMOUNT FROM FUND BALANCE	356,448	356,448	200,000	2,067,455	1,867,455
TOTAL AMOUNT FROM FUND BALANCE		356,448	356,448	200,000	2,067,455	1,867,455
31318	APPLICATION FEES	200,000	134,000	150,000	100,000	(50,000)
TOTAL LIC., PERMITS & PRIV. FEE		200,000	134,000	150,000	100,000	(50,000)
31513	INVESTMENT EARNINGS	20,000	37,574	10,800	25,000	14,200
TOTAL USE OF MONEY		20,000	37,574	10,800	25,000	14,200
31521	RENTAL OF PROPERTY	28,000	32,534	25,000	25,000	-
TOTAL USE OF PROPERTY		28,000	32,534	25,000	25,000	-
TOTAL USE OF MONEY & PROPERTY		48,000	70,108	35,800	50,000	14,200
31611	UTILITY SALES TO CUSTOMER	8,932,260	8,652,783	8,666,650	9,750,000	1,083,350
31612	UTILITY SALES TO CITY DEP	61,200	35,420	40,000		(40,000)
31613	WATER SURCHARGE FEE	225,000	219,143	200,000	250,000	50,000
31615	FIRE HYDRANT CHARGE	59,000	59,000	95,000	95,000	-
31617	UTILITY BILLING CHARGE	100,000	62,856	100,000	100,000	-
TOTAL WATER CHARGES		9,377,460	9,029,201	9,101,650	10,195,000	1,093,350
TOTAL CHARGES FOR SERVICES		9,377,460	9,029,201	9,101,650	10,195,000	1,093,350
31810	SALE OF MAT'L & SUPPLIES	5,000	7,155	5,000	4,000	(1,000)
31832	COLLECTION FEE	1,000	684	1,000	1,000	-
TOTAL MISCELLANEOUS REVENUES		6,000	7,839	6,000	5,000	(1,000)
31901	RECOVERIES & REBATES	5,000	1	5,000	500	(4,500)
31902	RECOVERABLE CHARGES	30,000	49,907	30,000	19,500	(10,500)
31905	CONNECTION CHARGES		3,750			-
TOTAL RECOVERED COSTS		35,000	53,658	35,000	20,000	(15,000)
TOTAL LOCAL REVENUES		10,022,908	9,651,255	9,528,450	12,437,455	2,909,005
34310	TR FROM DEPR RESERVE	1,582,500	1,582,500	1,723,200	1,766,700	43,500
TOTAL INTRA-FUND TRANSFERS		1,582,500	1,582,500	1,723,200	1,766,700	43,500

04/12/2022

CITY OF HARRISONBURG, VA
REVENUE BUDGET

FUND - 2011 - WATER FUND
FUNCTION - 20 - ENTERPRISE FUNDS

ACCOUNT-----	TITLE -----	-----	2020-2021 -----	2021-2022	2022-2023	NET
		BUDGET	ACTUAL	BUDGET	PROPOSED	CHANGE
TOTAL NON-REVENUE RECEIPTS		1,582,500	1,582,500	1,723,200	1,766,700	43,500
TOTAL WATER FUND		11,605,408	11,233,755	11,251,650	14,204,155	2,952,505

CITY OF HARRISONBURG, VA
REVENUE BUDGETFUND - 2012 - SEWER FUND
FUNCTION - 20 - ENTERPRISE FUNDS

ACCOUNT-----	TITLE -----	BUDGET	2020-2021 ACTUAL	2021-2022 BUDGET	2022-2023 PROPOSED	NET CHANGE
31010	AMOUNT FROM FUND BALANCE	1,923,654	1,923,654	862,059	1,473,070	611,011
TOTAL AMOUNT FROM FUND BALANCE		1,923,654	1,923,654	862,059	1,473,070	611,011
31318	APPLICATION FEES	250,000	201,500	200,000	110,000	(90,000)
TOTAL LIC., PERMITS & PRIV. FEE		250,000	201,500	200,000	110,000	(90,000)
31513	INVESTMENT EARNINGS	100,000	32,442	8,000	5,000	(3,000)
TOTAL USE OF MONEY		100,000	32,442	8,000	5,000	(3,000)
TOTAL USE OF MONEY & PROPERTY		100,000	32,442	8,000	5,000	(3,000)
31621	UTILITY SALES TO CUSTOMER	4,254,600	4,130,589	3,845,600	4,775,000	929,400
31622	UTILITY SALES TO CITY DEP	21,000	15,616	20,000		(20,000)
31623	SEWER AUTHORITY FEE	7,077,880	6,752,026	6,253,990	7,475,000	1,221,010
TOTAL SEWER CHARGES		11,353,480	10,898,231	10,119,590	12,250,000	2,130,410
TOTAL CHARGES FOR SERVICES		11,353,480	10,898,231	10,119,590	12,250,000	2,130,410
31810	SALE OF MAT'L & SUPPLIES	1,000	653	1,000	2,500	1,500
31811	SALE OF USED EQUIPMENT		5,325	1,000	2,500	1,500
TOTAL MISCELLANEOUS REVENUES		1,000	5,978	2,000	5,000	3,000
31901	RECOVERIES & REBATES	1,000		1,000	1,000	-
31902	RECOVERABLE CHARGES	19,000	106,430	25,000	44,000	19,000
31905	CONNECTION CHARGES		600			-
TOTAL RECOVERED COSTS		20,000	107,030	26,000	45,000	19,000
TOTAL LOCAL REVENUES		13,648,134	13,168,836	11,217,649	13,888,070	2,670,421
34310	TR FROM DEPR RESERVE	1,609,200	1,609,200	1,192,500	1,193,400	900
TOTAL INTRA-FUND TRANSFERS		1,609,200	1,609,200	1,192,500	1,193,400	900
TOTAL NON-REVENUE RECEIPTS		1,609,200	1,609,200	1,192,500	1,193,400	900
TOTAL SEWER FUND		15,257,334	14,778,036	12,410,149	15,081,470	2,671,321

CITY OF HARRISONBURG, VA
REVENUE BUDGET

FUND - 2013 - PUBLIC TRANSPORTATION FUND

FUNCTION - 20 - ENTERPRISE FUNDS

ACCOUNT-----	TITLE -----	----- 2020-2021 -----	----- 2021-2022 -----	----- 2022-2023 -----	NET	
		BUDGET	ACTUAL	BUDGET	PROPOSED	CHANGE
31010	AMOUNT FROM FUND BALANCE	216,554	216,554	220,000	163,800	(56,200)
	TOTAL AMOUNT FROM FUND BALANCE	216,554	216,554	220,000	163,800	(56,200)
31513	INVESTMENT EARNINGS	20,000	5,920	1,000	1,000	-
	TOTAL USE OF MONEY	20,000	5,920	1,000	1,000	-
31524	ADVERTISEMENT ON BUSES	95,000	68,904	95,000	80,000	(15,000)
	TOTAL USE OF PROPERTY	95,000	68,904	95,000	80,000	(15,000)
	TOTAL USE OF MONEY & PROPERTY	115,000	74,824	96,000	81,000	(15,000)
31641	SPECIAL TRANSIT SERVICES	45,000		45,000	65,000	20,000
31649	TRANSIT COUPONS	32,000		32,000	16,000	(16,000)
31652	BUS FARES-TRANSIT	62,000		62,000	10,000	(52,000)
31653	COUNTY VAN SHUTTLE	2,100		2,100	1,000	(1,100)
31654	JMU TRANSIT CONTRACT	1,682,881	1,682,881	1,682,881	2,108,927	426,046
31659	PARATRANSIT FARES	48,000	740	48,000	20,000	(28,000)
31689	OTHER TRANSIT CONTRACTS	258,273	258,274	266,021	274,000	7,979
	TOTAL TRANSIT CHARGES	2,130,254	1,941,895	2,138,002	2,494,927	356,925
	TOTAL CHARGES FOR SERVICES	2,130,254	1,941,895	2,138,002	2,494,927	356,925
31846	MISCELLANEOUS GRANTS		2,000			-
	TOTAL MISCELLANEOUS REVENUES		2,000			-
31901	RECOVERIES & REBATES		595			-
31935	CAPITAL MATCH - JMU	118,811	115,348	122,375		(122,375)
	TOTAL RECOVERED COSTS	118,811	115,943	122,375		(122,375)
	TOTAL LOCAL REVENUES	2,580,619	2,351,216	2,576,377	2,739,727	163,350
32516	TRANSIT-OPERATING	10,000		10,000	10,000	-
32518	TRANSIT-CAP GRANT-STATE	866,212	501,572	3,740,000	655,200	(3,084,800)
32519	TRANSIT-OPERATING-STATE	1,400,000	1,477,050	1,500,000	1,560,751	60,751
	TOTAL OTHER CATEGORICAL AID	2,276,212	1,978,622	5,250,000	2,225,951	(3,024,049)
	TOTAL STATE REVENUES	2,276,212	1,978,622	5,250,000	2,225,951	(3,024,049)

CITY OF HARRISONBURG, VA
REVENUE BUDGET

FUND - 2013 - PUBLIC TRANSPORTATION FUND
FUNCTION - 20 - ENTERPRISE FUNDS

ACCOUNT-----	TITLE -----	----- 2020-2021 -----		2021-2022	2022-2023	NET
		BUDGET	ACTUAL	BUDGET	PROPOSED	CHANGE
33305	TRANSIT-CAP.GRANT-FEDERAL	4,331,062	2,507,858	1,540,000	3,276,000	1,736,000
33306	TRANSIT-OPERATING-FEDERAL	2,388,645	2,304,558	2,968,257	3,934,416	966,159
33308	TRANSIT-MPO	50,000		50,000	65,000	15,000
TOTAL FEDERAL REVENUES		6,769,707	4,812,416	4,558,257	7,275,416	2,717,159
TOTAL FEDERAL REVENUES		6,769,707	4,812,416	4,558,257	7,275,416	2,717,159
34011	INSURANCE RECOVERIES		4,348			-
TOTAL NON-REVENUE RECEIPTS			4,348			-
TOTAL NON-REVENUE RECEIPTS			4,348			-
TOTAL PUBLIC TRANSPORTATION FUND		11,626,538	9,146,602	12,384,634	12,241,094	(143,540)

CITY OF HARRISONBURG, VA
REVENUE BUDGETFUND - 2014 - SANITATION FUND
FUNCTION - 20 - ENTERPRISE FUNDS

ACCOUNT-----	TITLE -----	-----	2020-2021 -----	2021-2022	2022-2023	NET
		BUDGET	ACTUAL	BUDGET	PROPOSED	CHANGE
31010	AMOUNT FROM FUND BALANCE	1,099,432	1,099,432	453,113	519,387	66,274
	TOTAL AMOUNT FROM FUND BALANCE	1,099,432	1,099,432	453,113	519,387	66,274
31513	INVESTMENT EARNINGS	10,200	9,506	3,000	10,200	7,200
	TOTAL USE OF MONEY	10,200	9,506	3,000	10,200	7,200
	TOTAL USE OF MONEY & PROPERTY	10,200	9,506	3,000	10,200	7,200
31631	SOLID WASTE COLLECTIN FEE	1,240,000	1,373,426	1,480,000	1,650,000	170,000
31637	SOLID WASTE MNGMENT FEE	2,910,000	2,865,031	2,670,000	2,760,000	90,000
	TOTAL REFUSE CHARGES	4,150,000	4,238,457	4,150,000	4,410,000	260,000
	TOTAL CHARGES FOR SERVICES	4,150,000	4,238,457	4,150,000	4,410,000	260,000
31810	SALE OF MAT'L & SUPPLIES		17,803			-
	TOTAL MISCELLANEOUS REVENUES		17,803			-
	TOTAL LOCAL REVENUES	5,259,632	5,365,198	4,606,113	4,939,587	333,474
	TOTAL SANITATION FUND	5,259,632	5,365,198	4,606,113	4,939,587	333,474

CITY OF HARRISONBURG, VA
REVENUE BUDGET

FUND - 2017 - BUSINESS LOAN PROGRAM
FUNCTION - 20 - ENTERPRISE FUNDS

ACCOUNT-----	TITLE -----	----- 2020-2021 -----		2021-2022	2022-2023	NET
		BUDGET	ACTUAL	BUDGET	PROPOSED	CHANGE
31010	AMOUNT FROM FUND BALANCE	10,000	10,000	59,400	69,500	10,100
TOTAL AMOUNT FROM FUND BALANCE		10,000	10,000	59,400	69,500	10,100
31513	INVESTMENT EARNINGS		633	3,600		(3,600)
31515	LOAN PROGRAM INTEREST	4,000	4,261		2,600	2,600
TOTAL USE OF MONEY		4,000	4,893	3,600	2,600	(1,000)
TOTAL USE OF MONEY & PROPERTY		4,000	4,893	3,600	2,600	(1,000)
31842	LOAN PROGRAM PRINCIPLE	36,000	48,154	37,000	27,900	(9,100)
31843	LOAN PRGM APPLICATION FEE		1,520			-
TOTAL MISCELLANEOUS REVENUES		36,000	49,674	37,000	27,900	(9,100)
TOTAL LOCAL REVENUES		50,000	64,567	100,000	100,000	-
TOTAL BUSINESS LOAN PROGRAM		50,000	64,567	100,000	100,000	-

CITY OF HARRISONBURG, VA
REVENUE BUDGET

FUND - 2018 - STORMWATER FUND
FUNCTION - 20 - ENTERPRISE FUNDS

ACCOUNT-----	TITLE -----	----- 2020-2021 -----		2021-2022	2022-2023	NET CHANGE
		BUDGET	ACTUAL	BUDGET	PROPOSED	
31010	AMOUNT FROM FUND BALANCE	25,442	25,442			-
	TOTAL AMOUNT FROM FUND BALANCE	25,442	25,442			-
31513	INVESTMENT EARNINGS	8,900	12,936	3,000	3,500	500
	TOTAL USE OF MONEY	8,900	12,936	3,000	3,500	500
	TOTAL USE OF MONEY & PROPERTY	8,900	12,936	3,000	3,500	500
31752	STORMWATER MNGMT FEE	1,327,680	1,302,663	1,327,680	1,327,680	-
	TOTAL CHARGES FOR STORMWATER MN	1,327,680	1,302,663	1,327,680	1,327,680	-
	TOTAL CHARGES FOR SERVICES	1,327,680	1,302,663	1,327,680	1,327,680	-
	TOTAL LOCAL REVENUES	1,362,022	1,341,041	1,330,680	1,331,180	500
	TOTAL STORMWATER FUND	1,362,022	1,341,041	1,330,680	1,331,180	500

CITY OF HARRISONBURG, VA
REVENUE BUDGET

FUND - 2111 - CENTRAL GARAGE FUND
FUNCTION - 21 - INTERNAL SERVICE FUNDS

ACCOUNT-----	TITLE -----	----- 2020-2021 -----	----- 2021-2022 -----	----- 2022-2023 -----	NET	
		BUDGET	ACTUAL	BUDGET	PROPOSED	CHANGE
31010	AMOUNT FROM FUND BALANCE				50,000	50,000
TOTAL AMOUNT FROM FUND BALANCE					50,000	50,000
31332	TAXI CAB LIC./INSPECTION	1,000	160	1,000	1,000	-
TOTAL LIC., PERMITS & PRIV. FEE		1,000	160	1,000	1,000	-
31513	INVESTMENT EARNINGS	5,000	3,348	1,000	1,000	-
TOTAL USE OF MONEY		5,000	3,348	1,000	1,000	-
TOTAL USE OF MONEY & PROPERTY		5,000	3,348	1,000	1,000	-
31695	SALE OF SERVICES TO DEPTS	1,604,548	1,684,791	1,830,070	2,040,392	210,322
31696	SERVICES TO EXT AGENCIES	15,000	21,950	20,000	15,000	(5,000)
TOTAL CHARGES FOR SERVICES		1,619,548	1,706,741	1,850,070	2,055,392	205,322
31901	RECOVERIES & REBATES	1,000	943	1,000	1,000	-
TOTAL RECOVERED COSTS		1,000	943	1,000	1,000	-
TOTAL LOCAL REVENUES		1,626,548	1,711,192	1,853,070	2,108,392	255,322
34011	INSURANCE RECOVERIES		1,047			-
TOTAL NON-REVENUE RECEIPTS			1,047			-
TOTAL NON-REVENUE RECEIPTS			1,047			-
TOTAL CENTRAL GARAGE FUND		1,626,548	1,712,239	1,853,070	2,108,392	255,322

CITY OF HARRISONBURG, VA
REVENUE BUDGET

FUND - 2112 - CENTRAL STORES FUND
FUNCTION - 21 - INTERNAL SERVICE FUNDS

ACCOUNT-----	TITLE -----	----- 2020-2021 -----		2021-2022	2022-2023	NET
		BUDGET	ACTUAL	BUDGET	PROPOSED	CHANGE
34220	TR FROM WATER FUND	177,045	177,045	171,410	155,832	(15,578)
34230	TR FROM SEWER FUND	15,215	15,215	19,017	51,944	32,927
TOTAL INTER-FUND TRANSFERS		192,260	192,260	190,427	207,776	17,349
TOTAL NON-REVENUE RECEIPTS		192,260	192,260	190,427	207,776	17,349
TOTAL CENTRAL STORES FUND		192,260	192,260	190,427	207,776	17,349
TOTAL REPORT		332,808,854	332,306,590	294,919,014	335,862,387	40,943,373

EXPENDITURE BUDGET

**CITY OF HARRISONBURG, VIRGINIA
EXPENDITURE BUDGET
FISCAL YEAR 2023**

1000	General Fund	1-119
1111	School Fund	120
1114	School Nutrition Fund	121
1116	Emergency Communications Center Fund	122-126
1117	Community Development Block Grant Fund	127-128
1118	School Transportation Fund	129-133
1310	General Capital Projects Fund	134
1311	School Capital Projects Fund	135
1316	Emergency Communications Center Capital Projects Fund	136
1321	Water Capital Projects Fund	137
1322	Sewer Capital Projects Fund	138
1324	Sanitation Capital Projects Fund	139
1328	Stormwater Capital Projects Fund	140
2011	Water Fund	141-154
2012	Sewer Fund	155-167
2013	Public Transportation Fund	168-176
2014	Sanitation Fund	177-186
2017	Business Loan Program Fund	187
2018	Stormwater Fund	188-191
2111	Central Garage Fund	192-196
2112	Central Stores Fund	197-199

CITY OF HARRISONBURG, VIRGINIA
EXPENDITURE BUDGET CONTENTS BY FUNDS AND DEPARTMENTS
FISCAL YEAR 2023

1000 General Fund:

110111	City Council		1-2
120111	City Manager		3-4
120411	City Attorney		5-6
120511	Human Resources		7-8
120811	Independent Auditor		9
120912	Commissioner of the Revenue		10-11
121012	Assessors		12-13
121112	Equalization		14
121313	City Treasurer		15-16
121511	Finance	Finance	17-18
122011	Information Technology		19-20
122211	Finance	Purchasing	21-22
130114	Electoral Board		23-24
310131	Police	Administration	25-27
310231	Police	Operations Division	28-29
310331	Police	Criminal Investigation Division	30-31
310631	Police	Special Operations	32-33
310731	Police	Police Grants	34
320132	Fire	Administration	35-36
320232	Fire	Suppression	37-39
320332	Fire	Prevention	40-41
320432	Fire	Training	42-43
330231	Police	Court Appointed Attorney	45
330511	Regional Juvenile Home		46
330711	Regional Jail		47
340121	Community Development	Building Inspection	48-49
350131	Police	Animal Control	50-51
350511	Regional SPCA		52
350532	Fire	Emergency Services	53-54
350932	Fire	Community Paramedic	55
360241	Public Works	Public Safety Building	56-57
410121	Community Development	General Engineering	58-59
410141	Public Works	Administration	60-61
410241	Public Works	Highway and Street Maintenance	62-64
410441	Public Works	Street Lights	65
410541	Public Works	Snow and Ice Removal	66-67
410741	Public Works	Traffic Engineering	68-69
410841	Public Works	Highway and Street Beautification	70-71
410941	Public Works	Downtown Parking Maintenance	72-73

CITY OF HARRISONBURG, VIRGINIA
EXPENDITURE BUDGET CONTENTS BY FUNDS AND DEPARTMENTS
FISCAL YEAR 2023

1000 General Fund (continued):

420241	Public Works	Street and Road Cleaning	74-75
430221	Public Works	General Properties	76-77
510111	Local Health Department		78
520511	Community Services Board		79
530611	Tax Relief for the Elderly/Disabled Veterans		80
710171	Parks and Recreation	Administration	81-82
710271	Parks and Recreation	Parks	83-84
710371	Parks and Recreation	Field Maintenance	85-86
710471	Parks and Recreation	Community Activity Center	87-88
710571	Parks and Recreation	Special Events & Programs	89
710671	Parks and Recreation	Simms Recreation Center	90-91
710771	Parks and Recreation	Westover Pool	92-93
710871	Parks and Recreation	Athletics	94-95
730271	Parks and Recreation	Golf Course Grounds Management	96-97
730371	Parks and Recreation	Golf Course Clubhouse Management	98-99
750511	Regional Library		100
810121	Community Development	Planning	101-102
810221	Community Development	Zoning Administration	103-104
810421	Community Development	Board of Zoning Appeals	105
810521	Economic Development	Economic Development	106-107
810821	Economic Development	Tourism and Visitors Services	108-109
820241	Public Works	Blacks Run Greenway	110-111
910411	Contributions - Community & Civic Organizations		112-113
910511	Joint Operations with Rockingham County		114
910811	Conference Center (SVCC)		115
940111	Reserve for Contingencies		116
980142	Debt Service		117-118
990111	Transfers		119
1111 School Fund:			
111114	School		120
1114 School Nutrition Fund:			
111414	School Nutrition		121
1116 Emergency Communications Center Fund:			
321132	Emergency Operations Center		122-124
321432	Computer Aided Dispatch (CAD)		125
321932	Transfers		126
1117 Community Development Block Grant Fund:			
810721	Community Development Block Grant		127-128

CITY OF HARRISONBURG, VIRGINIA
EXPENDITURE BUDGET CONTENTS BY FUNDS AND DEPARTMENTS
FISCAL YEAR 2023

1118 School Transportation Fund:		
622081	School Buses	129-130
632081	Field Trips and Charters	131
662081	Administration	132-133
1310 General Capital Projects Fund:		
910141	Capital Projects	134
1311 School Capital Projects Fund:		
910114	Capital Projects	135
1316 Emergency Communications Center Capital Projects Fund:		
910132	Capital Projects	136
1321 Water Capital Projects Fund:		
910161	Capital Projects	137
1322 Sewer Capital Projects Fund:		
911161	Capital Projects	138
1324 Sanitation Capital Projects Fund:		
910142	Capital Projects	139
1328 Stormwater Capital Projects Fund:		
910541	Capital Projects	140
2011 Water Fund:		
312061	Administration	141-142
322061	Pumping, Storage and Monitoring	143-144
332061	Transmission and Distribution	145-146
342061	Utility Billing- Water	147-148
352061	Miscellaneous	149
362061	Purification	150-151
372061	Capital Outlay	152
382061	Debt Service	153
392061	Transfers	154
2012 Sewer Fund:		
412061	Administration	155-156
422061	Treatment and Disposal	157
432061	Collection and Transmission	158-159
442061	Miscellaneous	160
452061	Utility Billing- Sewer	161-162
462061	Pumping and Monitoring	163-164
472061	Capital Outlay	165
482061	Debt Service	166
492061	Transfers	167

CITY OF HARRISONBURG, VIRGINIA
EXPENDITURE BUDGET CONTENTS BY FUNDS AND DEPARTMENTS
FISCAL YEAR 2023

2013 Public Transportation Fund:

812081	Transit Buses	168-169
842081	Miscellaneous	170
852081	Paratransit Buses	171-172
862081	Administration	173-174
872081	Capital Outlay	175
892081	Transfers	176

2014 Sanitation Fund:

922041	Solid Waste Collection	177-178
932042	Landfill	179-180
942042	Miscellaneous	181
962042	Solid Waste Management	182-183
972043	Capital Outlay	184
982042	Debt Service	185
992042	Transfers	186

2017 Business Loan Program Fund Fund:

850521	Revolving Loan Program	187
--------	------------------------	-----

2018 Stormwater Fund:

452041	Stormwater Management	188-189
472041	Capital Outlay	190
492041	Transfers	191

2111 Central Garage Fund:

612141	Operating	192-193
662141	Administration	194-195
672141	Capital Outlay	196

2112 Central Stores Fund:

712141	Operating	197-198
772141	Capital Outlay	199

CITY OF HARRISONBURG, VA
EXPENDITURE BUDGET

FUND - 1000 - GENERAL FUND
 FUNCTION - 100 - GENERAL GOVERNMENT
 ACTIVITY - 1100 - LEGISLATIVE
 DEPARTMENT - 110111 - CITY COUNCIL

ACCOUNT-----	TITLE -----	----- 2020-2021 -----	----- 2021-2022 -----	----- 2022-2023 -----	NET	
		BUDGET	ACTUAL	BUDGET	PROPOSED	CHANGE
41010	SALARIES & WAGES-REG.	53,675	53,649	53,111	55,758	2,647
41030	PT SALARIES & WAGES-REG	63,000	63,000	63,000	63,000	-
TOTAL PERSONAL SERVICES		116,675	116,649	116,111	118,758	2,647
TOTAL PERSONAL SERVICES		116,675	116,649	116,111	118,758	2,647
42010	FICA	8,926	8,444	8,883	9,085	202
42020	RETIREMENT - VRS	6,577	6,576	6,825	8,203	1,378
42050	HEALTH INSURANCE	10,500	9,625	10,500	11,025	525
42060	LIFE INSURANCE - VRS	686	686	712	748	36
42070	DISABILITY (VLDP)	269	271	274	282	8
42080	DENTAL INSURANCE	156	156	156	156	-
42110	WORKER'S COMP.	49	44	49	33	(16)
TOTAL FRINGE BENEFITS		27,163	25,803	27,399	29,532	2,133
43100	PROFESSIONAL SERVICES	7,460		18,960	13,960	(5,000)
43320	SERVICE CONTRACTS		30	31	392	361
43600	ADVERTISING	14,000	14,344	14,000	9,000	(5,000)
TOTAL PURCHASED SERVICESS		21,460	14,375	32,991	23,352	(9,639)
45210	POSTAGE	150	19	150	150	-
45230	TELECOMMUNICATIONS		239	444	444	-
45370	PUB.OFFICIAL LIABILITY IN	466	498	570	610	40
45380	GENERAL LIABILITY INS.	205	210	220	220	-
45410	LEASE/RENT OF EQUIPMENT	252	13	799	799	-
45530	TRAINING & TRAVEL	13,290	1,862	13,290	29,000	15,710
45810	DUES & MEMBERSHIPS	41,770	42,400	41,770	41,800	30
TOTAL OTHER CHARGES		56,133	45,241	57,243	73,023	15,780
46010	OFFICE SUPPLIES	600	354	500	300	(200)
46120	BOOKS & SUBSCRIPTIONS	10,900	7,839	10,900	10,900	-
46140	OTHER OPERATING SUPPLIES	12,000	10,815	12,000	12,000	-
TOTAL MATERIALS & SUPPLIES		23,500	19,008	23,400	23,200	(200)
TOTAL OTHER OPERATING EXPENSES		128,256	104,427	141,033	149,107	8,074
48172	HARDWARE		2,491		1,100	1,100
TOTAL CAPITAL OUTLAY			2,491		1,100	1,100

04/12/2022

CITY OF HARRISONBURG, VA
EXPENDITURE BUDGET

FUND - 1000 - GENERAL FUND
FUNCTION - 100 - GENERAL GOVERNMENT
ACTIVITY - 1100 - LEGISLATIVE
DEPARTMENT - 110111 - CITY COUNCIL

ACCOUNT-----	TITLE -----	-----	2020-2021 -----	2021-2022	2022-2023	NET
		BUDGET	ACTUAL	BUDGET	PROPOSED	CHANGE
TOTAL CAPITAL OUTLAY			2,491		1,100	1,100
TOTAL CITY COUNCIL		244,931	223,566	257,144	268,965	11,821

CITY OF HARRISONBURG, VA
EXPENDITURE BUDGET

FUND - 1000 - GENERAL FUND
FUNCTION - 100 - GENERAL GOVERNMENT
ACTIVITY - 1200 - GENERAL & FINANCIAL ADMIN
DEPARTMENT - 120111 - MANAGER

ACCOUNT-----	TITLE -----	----- 2020-2021 -----	----- 2021-2022 -----	----- 2022-2023 -----	NET
		BUDGET	ACTUAL	PROPOSED	CHANGE
41010	SALARIES & WAGES-REG.	520,168	514,790	634,181	76,653
41054	PTO - PAYOUT		3,524		-
TOTAL	PERSONAL SERVICES	520,168	518,314	634,181	76,653
TOTAL	PERSONAL SERVICES	520,168	518,314	634,181	76,653
42010	FICA	39,638	33,923	48,515	5,863
42020	RETIREMENT - VRS	63,934	63,922	93,289	21,646
42050	HEALTH INSURANCE	39,814	36,497	67,775	23,255
42060	LIFE INSURANCE - VRS	6,829	6,666	8,498	1,027
42070	DISABILITY (VLDP)	1,048	1,056	2,518	1,300
42080	DENTAL INSURANCE	694	694	850	78
42110	WORKER'S COMP.	479	425	312	(167)
TOTAL	FRINGE BENEFITS	152,436	143,183	221,757	53,002
43100	PROFESSIONAL SERVICES	241,304	131,944	2,500	1,500
43320	SERVICE CONTRACTS		137	2,000	2,000
43600	ADVERTISING		185		-
43700	CONTRACTED SERVICES	34,516	39,972		-
TOTAL	PURCHASED SERVICES	275,820	172,239	4,500	3,500
44300	CENTRAL STORES	432	436		-
TOTAL	INTERNAL SERVICES	432	436		-
45210	POSTAGE	200	287	200	-
45230	TELECOMMUNICATIONS	4,272	1,966	2,400	-
45360	SURETY BONDS	7	6	10	5
45370	PUB.OFFICIAL LIABILITY IN	1,157	1,234	1,510	90
45380	GENERAL LIABILITY INS.	510	522	550	-
45394	RETIREE H'CARE BENEFIT	1,920	1,760	1,920	-
45410	LEASE/RENT OF EQUIPMENT	2,000	2,411	2,000	-
45530	TRAINING & TRAVEL	18,980	2,938	18,980	-
45810	DUES & MEMBERSHIPS	3,396	6,404	3,396	-
TOTAL	OTHER CHARGES	32,442	17,527	30,871	95
46010	OFFICE SUPPLIES	1,000	762	1,000	-
46120	BOOKS & SUBSCRIPTIONS	500	1,574	500	-
46140	OTHER OPERATING SUPPLIES	4,558	1,951	12,000	1,000
TOTAL	MATERIALS & SUPPLIES	6,058	4,288	13,500	1,000

04/12/2022

CITY OF HARRISONBURG, VA
EXPENDITURE BUDGET

FUND - 1000 - GENERAL FUND
FUNCTION - 100 - GENERAL GOVERNMENT
ACTIVITY - 1200 - GENERAL & FINANCIAL ADMIN
DEPARTMENT - 120111 - MANAGER

ACCOUNT-----	TITLE -----	-----	2020-2021 -----	2021-2022	2022-2023	NET
		BUDGET	ACTUAL	BUDGET	PROPOSED	CHANGE
TOTAL OTHER OPERATING EXPENSES		467,187	337,672	213,126	270,723	57,597
48121	FURNITURE & FIXTURES				2,000	2,000
48172	HARDWARE	799	1,930		7,600	7,600
TOTAL CAPITAL OUTLAY		799	1,930		9,600	9,600
TOTAL CAPITAL OUTLAY		799	1,930		9,600	9,600
TOTAL MANAGER		988,155	857,916	770,654	914,504	143,850

CITY OF HARRISONBURG, VA
EXPENDITURE BUDGET

FUND - 1000 - GENERAL FUND
 FUNCTION - 100 - GENERAL GOVERNMENT
 ACTIVITY - 1200 - GENERAL & FINANCIAL ADMIN
 DEPARTMENT - 120411 - ATTORNEY

ACCOUNT-----	TITLE -----	----- 2020-2021 -----	----- 2021-2022 -----	----- 2022-2023 -----	NET	
		BUDGET	ACTUAL	BUDGET	PROPOSED	CHANGE
41010	SALARIES & WAGES-REG.	250,858	249,902	255,310	268,086	12,776
41053	ANNUAL LEAVE - PAYOUT		5,392			-
TOTAL PERSONAL SERVICES		250,858	255,294	255,310	268,086	12,776
TOTAL PERSONAL SERVICES		250,858	255,294	255,310	268,086	12,776
42010	FICA	17,353	17,793	19,531	20,509	978
42020	RETIREMENT - VRS	33,695	31,617	32,808	39,436	6,628
42050	HEALTH INSURANCE	19,552	17,923	19,552	20,530	978
42060	LIFE INSURANCE - VRS	3,013	3,297	3,422	3,593	171
42070	DISABILITY (VLDP)	370	485	488	503	15
42080	DENTAL INSURANCE	312	312	312	312	-
42110	WORKER'S COMP.	248	222	240	162	(78)
TOTAL FRINGE BENEFITS		74,543	71,648	76,353	85,045	8,692
43152	OTHER LEGAL SERVICES	24,500	20,273	2,500	2,500	-
43320	SERVICE CONTRACTS		61			-
43600	ADVERTISING	400		400	400	-
TOTAL PURCHASED SERVICESS		24,900	20,333	2,900	2,900	-
45210	POSTAGE	100	47	100	100	-
45230	TELECOMMUNICATIONS	1,135	1,065	1,044	1,044	-
45370	PUB.OFFICIAL LIABILITY IN	619	660	760	810	50
45380	GENERAL LIABILITY INS.	273	279	290	290	-
45410	LEASE/RENT OF EQUIPMENT	22	2	22	22	-
45530	TRAINING & TRAVEL	3,700	1,023	3,700	3,700	-
45810	DUES & MEMBERSHIPS	1,540	1,045	1,540	1,540	-
TOTAL OTHER CHARGES		7,389	4,120	7,456	7,506	50
46010	OFFICE SUPPLIES	300		300	300	-
46120	BOOKS & SUBSCRIPTIONS	3,600	3,547	3,600	3,600	-
46140	OTHER OPERATING SUPPLIES				6,000	6,000
TOTAL MATERIALS & SUPPLIES		3,900	3,547	3,900	9,900	6,000
TOTAL OTHER OPERATING EXPENSES		110,732	99,648	90,609	105,351	14,742
48172	HARDWARE		218	1,600		(1,600)
TOTAL CAPITAL OUTLAY			218	1,600		(1,600)

04/12/2022

CITY OF HARRISONBURG, VA
EXPENDITURE BUDGET

FUND - 1000 - GENERAL FUND
FUNCTION - 100 - GENERAL GOVERNMENT
ACTIVITY - 1200 - GENERAL & FINANCIAL ADMIN
DEPARTMENT - 120411 - ATTORNEY

ACCOUNT-----	TITLE -----	-----	2020-2021 -----	2021-2022	2022-2023	NET
		BUDGET	ACTUAL	BUDGET	PROPOSED	CHANGE
TOTAL CAPITAL OUTLAY			218	1,600		(1,600)
TOTAL ATTORNEY		361,590	355,160	347,519	373,437	25,918

CITY OF HARRISONBURG, VA
EXPENDITURE BUDGET

FUND - 1000 - GENERAL FUND
FUNCTION - 100 - GENERAL GOVERNMENT
ACTIVITY - 1200 - GENERAL & FINANCIAL ADMIN
DEPARTMENT - 120511 - HUMAN RESOURCES

ACCOUNT-----	TITLE -----	----- 2020-2021 -----	----- 2021-2022 -----	----- 2022-2023 -----	NET
		BUDGET	ACTUAL	PROPOSED	CHANGE
41010	SALARIES & WAGES-REG.	318,657	277,037	371,877	64,810
41020	SALARIES & WAGES-O/T		590		-
41050	ANNUAL LEAVE - SEPARATION	8,450	18,447		-
41051	SICK LEAVE - SEPARATION	10,000	10,000		-
41053	ANNUAL LEAVE - PAYOUT		1,253		-
41054	PTO - PAYOUT		1,171		-
TOTAL PERSONAL SERVICES		337,107	308,498	371,877	64,810
TOTAL PERSONAL SERVICES		337,107	308,498	371,877	64,810
42010	FICA	25,789	22,036	28,449	4,958
42020	RETIREMENT - VRS	40,048	34,797	47,786	16,451
42050	HEALTH INSURANCE	23,600	30,821	46,030	7,243
42060	LIFE INSURANCE - VRS	4,177	3,628	4,983	869
42070	DISABILITY (VLDP)	759	765	892	233
42080	DENTAL INSURANCE	780	533	858	78
42110	WORKER'S COMP.	302	260	319	(63)
TOTAL FRINGE BENEFITS		95,455	92,841	129,317	29,769
43100	PROFESSIONAL SERVICES	37,300	39,547	72,500	23,000
43110	MEDICAL SERVICES	100	50	100	-
43320	SERVICE CONTRACTS		1,753	1,961	3,595
43600	ADVERTISING	600		600	-
TOTAL PURCHASED SERVICES		38,000	41,350	75,161	26,595
45210	POSTAGE	2,000	1,766	2,000	-
45230	TELECOMMUNICATIONS	3,385	1,416	1,680	(560)
45370	PUB.OFFICIAL LIABILITY IN	909	970	1,110	70
45380	GENERAL LIABILITY INS.	401	410	430	-
45394	RETIREE H'CARE BENEFIT		2,100	2,520	(1,470)
45410	LEASE/RENT OF EQUIPMENT	2,550	2,796	2,760	140
45530	TRAINING & TRAVEL	7,000	1,536	24,870	-
45540	EDUCATION	2,000		2,000	(1,000)
45810	DUES & MEMBERSHIPS	2,800	1,124	3,350	450
TOTAL OTHER CHARGES		21,045	12,116	40,720	(2,370)
46010	OFFICE SUPPLIES	3,109	2,146	3,000	-
46120	BOOKS & SUBSCRIPTIONS	2,000	1,172	850	-
46140	OTHER OPERATING SUPPLIES	10,200	3,007	11,700	1,500
TOTAL MATERIALS & SUPPLIES		15,309	6,324	15,550	1,500

CITY OF HARRISONBURG, VA
EXPENDITURE BUDGET

FUND - 1000 - GENERAL FUND
 FUNCTION - 100 - GENERAL GOVERNMENT
 ACTIVITY - 1200 - GENERAL & FINANCIAL ADMIN
 DEPARTMENT - 120511 - HUMAN RESOURCES

ACCOUNT-----	TITLE -----	----- 2020-2021 -----	2021-2022	2022-2023	NET	
		BUDGET	ACTUAL	BUDGET	PROPOSED	CHANGE
TOTAL OTHER OPERATING EXPENSES		169,809	152,631	260,748	316,242	55,494
48172	HARDWARE		1,804	1,760	3,826	2,066
48273	SOFTWARE		439			-
TOTAL CAPITAL OUTLAY			2,243	1,760	3,826	2,066
TOTAL CAPITAL OUTLAY			2,243	1,760	3,826	2,066
TOTAL HUMAN RESOURCES		506,916	463,373	634,385	756,755	122,370

CITY OF HARRISONBURG, VA
EXPENDITURE BUDGET

FUND - 1000 - GENERAL FUND
 FUNCTION - 100 - GENERAL GOVERNMENT
 ACTIVITY - 1200 - GENERAL & FINANCIAL ADMIN
 DEPARTMENT - 120811 - INDEPENDENT AUDITOR

ACCOUNT-----	TITLE -----	-----	2020-2021 -----	2021-2022	2022-2023	NET
		BUDGET	ACTUAL	BUDGET	PROPOSED	CHANGE
43120	ACCOUNTING & AUDITING	21,699	21,699	22,280	23,620	1,340
TOTAL	PURCHASED SERVICESS	21,699	21,699	22,280	23,620	1,340
TOTAL	OTHER OPERATING EXPENSES	21,699	21,699	22,280	23,620	1,340
TOTAL	INDEPENDENT AUDITOR	21,699	21,699	22,280	23,620	1,340

CITY OF HARRISONBURG, VA
EXPENDITURE BUDGET

FUND - 1000 - GENERAL FUND
FUNCTION - 100 - GENERAL GOVERNMENT
ACTIVITY - 1200 - GENERAL & FINANCIAL ADMIN
DEPARTMENT - 120912 - REVENUE

ACCOUNT-----	TITLE -----	----- 2020-2021 -----	----- 2021-2022 -----	----- 2022-2023 -----	NET	
		BUDGET	ACTUAL	BUDGET	PROPOSED	CHANGE
41010	SALARIES & WAGES-REG.	280,015	279,852	282,281	353,135	70,854
41020	SALARIES & WAGES-O/T		3,495			-
41030	PT SALARIES & WAGES-REG	58,585	45,760	58,360	24,276	(34,084)
41040	PT SALARIES & WAGES-O/T	1,000	996	1,000	1,000	-
TOTAL PERSONAL SERVICES		339,600	330,103	341,641	378,411	36,770
TOTAL PERSONAL SERVICES		339,600	330,103	341,641	378,411	36,770
42010	FICA	25,979	22,992	26,136	28,949	2,813
42020	RETIREMENT - VRS	35,019	34,966	36,274	51,947	15,673
42050	HEALTH INSURANCE	49,604	45,471	49,604	78,055	28,451
42060	LIFE INSURANCE - VRS	3,652	3,646	3,782	4,732	950
42070	DISABILITY (VLDP)				476	476
42080	DENTAL INSURANCE	780	780	780	936	156
42110	WORKER'S COMP.	614	532	614	630	16
TOTAL FRINGE BENEFITS		115,648	108,388	117,190	165,725	48,535
43100	PROFESSIONAL SERVICES	565	302	565	630	65
43110	MEDICAL SERVICES	50		50	100	50
43320	SERVICE CONTRACTS	4,745	4,823	4,717	5,583	866
43600	ADVERTISING	660	418	660	660	-
TOTAL PURCHASED SERVICES		6,020	5,542	5,992	6,973	981
44300	CENTRAL STORES	763	772	650	750	100
TOTAL INTERNAL SERVICES		763	772	650	750	100
45210	POSTAGE	5,475	4,805	5,515	5,515	-
45220	MESSENGER SVS./PACKAGES	40				-
45230	TELECOMMUNICATIONS	3,200				-
45360	SURETY BONDS	16	16	15	20	5
45370	PUB.OFFICIAL LIABILITY IN	921	982	1,130	1,200	70
45380	GENERAL LIABILITY INS.	406	415	440	440	-
45410	LEASE/RENT OF EQUIPMENT	5,618	4,547	5,453	5,944	491
45530	TRAINING & TRAVEL	3,250	850	3,170	3,690	520
45540	EDUCATION	1,000				-
45810	DUES & MEMBERSHIPS	1,880	1,495	2,040	2,095	55
45831	INT ON BPOL & PP REFUNDS	6,000	15,610	7,500	7,500	-
TOTAL OTHER CHARGES		27,806	28,720	25,263	26,404	1,141
46010	OFFICE SUPPLIES	3,000	2,263	3,000	3,000	-
46120	BOOKS & SUBSCRIPTIONS	1,167	1,006	1,376	1,386	10

04/12/2022

CITY OF HARRISONBURG, VA
EXPENDITURE BUDGET

FUND - 1000 - GENERAL FUND
FUNCTION - 100 - GENERAL GOVERNMENT
ACTIVITY - 1200 - GENERAL & FINANCIAL ADMIN
DEPARTMENT - 120912 - REVENUE

ACCOUNT-----	TITLE -----	-----	2020-2021 -----	2021-2022	2022-2023	NET
		BUDGET	ACTUAL	BUDGET	PROPOSED	CHANGE
TOTAL MATERIALS & SUPPLIES		4,167	3,270	4,376	4,386	10
TOTAL OTHER OPERATING EXPENSES		154,404	146,692	153,471	204,238	50,767
48171 EDP EQUIPMENT			1,057		2,639	2,639
TOTAL CAPITAL OUTLAY			1,057		2,639	2,639
TOTAL CAPITAL OUTLAY			1,057		2,639	2,639
TOTAL REVENUE		494,004	477,852	495,112	585,288	90,176

CITY OF HARRISONBURG, VA
EXPENDITURE BUDGET

FUND - 1000 - GENERAL FUND
 FUNCTION - 100 - GENERAL GOVERNMENT
 ACTIVITY - 1200 - GENERAL & FINANCIAL ADMIN
 DEPARTMENT - 121012 - ASSESSOR

ACCOUNT-----	TITLE -----	----- 2020-2021 -----	----- 2020-2021 -----	2021-2022	2022-2023	NET
		BUDGET	ACTUAL	BUDGET	PROPOSED	CHANGE
41010	SALARIES & WAGES-REG.	183,389	182,184	185,432	195,554	10,122
41020	SALARIES & WAGES-O/T		221			-
41030	PT SALARIES & WAGES-REG	33,380	28,164	33,123	35,814	2,691
41053	ANNUAL LEAVE - PAYOUT		1,586			-
TOTAL PERSONAL SERVICES		216,769	212,156	218,555	231,368	12,813
TOTAL PERSONAL SERVICES		216,769	212,156	218,555	231,368	12,813
42010	FICA	16,582	15,416	16,719	17,700	981
42020	RETIREMENT - VRS	22,795	22,877	23,828	28,766	4,938
42050	HEALTH INSURANCE	14,788	13,556	14,788	15,527	739
42060	LIFE INSURANCE - VRS	2,378	2,385	2,484	2,621	137
42070	DISABILITY (VLDP)	533	540	548	568	20
42080	DENTAL INSURANCE	624	468	624	624	-
42110	WORKER'S COMP.	644	567	644	255	(389)
TOTAL FRINGE BENEFITS		58,344	55,809	59,635	66,061	6,426
43100	PROFESSIONAL SERVICES	1,700	1,281	1,700	1,900	200
43320	SERVICE CONTRACTS	23,100	17,472	25,445	25,784	339
TOTAL PURCHASED SERVICESS		24,800	18,753	27,145	27,684	539
44200	C.G. - PARTS AND LABOR	2,950	1,215	3,000	3,400	400
44300	CENTRAL STORES		24			-
44310	C.G. - FUEL	1,000	836	1,300	1,900	600
TOTAL INTERNAL SERVICES		3,950	2,075	4,300	5,300	1,000
45210	POSTAGE	4,150	3,951	4,250	4,400	150
45230	TELECOMMUNICATIONS	1,000	1,176	1,025	1,025	-
45350	VEHICLE & EQUIPMENT INS.	473	467	480	540	60
45370	PUB.OFFICIAL LIABILITY IN	605	645	740	790	50
45380	GENERAL LIABILITY INS.	266	273	290	290	-
45410	LEASE/RENT OF EQUIPMENT	3,144	2,712	3,170	2,700	(470)
45530	TRAINING & TRAVEL	3,165	1,040	2,510	3,225	715
45540	EDUCATION	1,000				-
TOTAL OTHER CHARGES		13,803	10,265	12,465	12,970	505
46010	OFFICE SUPPLIES	785	242	600	600	-
46120	BOOKS & SUBSCRIPTIONS	1,275	1,147	1,304	1,329	25
TOTAL MATERIALS & SUPPLIES		2,060	1,389	1,904	1,929	25

CITY OF HARRISONBURG, VA
EXPENDITURE BUDGET

FUND - 1000 - GENERAL FUND
 FUNCTION - 100 - GENERAL GOVERNMENT
 ACTIVITY - 1200 - GENERAL & FINANCIAL ADMIN
 DEPARTMENT - 121012 - ASSESSOR

ACCOUNT-----	TITLE -----	----- 2020-2021 -----		2021-2022	2022-2023	NET
		BUDGET	ACTUAL	BUDGET	PROPOSED	CHANGE
TOTAL OTHER OPERATING EXPENSES		102,957	88,290	105,449	113,944	8,495
48171	EDP EQUIPMENT				2,613	2,613
TOTAL CAPITAL OUTLAY					2,613	2,613
TOTAL CAPITAL OUTLAY					2,613	2,613
TOTAL ASSESSOR		319,726	300,447	324,004	347,925	23,921

CITY OF HARRISONBURG, VA
EXPENDITURE BUDGET

FUND - 1000 - GENERAL FUND
 FUNCTION - 100 - GENERAL GOVERNMENT
 ACTIVITY - 1200 - GENERAL & FINANCIAL ADMIN
 DEPARTMENT - 121112 - EQUALIZATION

ACCOUNT-----	TITLE -----	----- 2020-2021 -----		2021-2022	2022-2023	NET CHANGE
		BUDGET	ACTUAL	BUDGET	PROPOSED	
43130	MANAGEMENT CONSULTANT	2,690	2,900	2,900	2,900	-
TOTAL PURCHASED SERVICESS		2,690	2,900	2,900	2,900	-
46140	OTHER OPERATING SUPPLIES	400	186	400	400	-
TOTAL MATERIALS & SUPPLIES		400	186	400	400	-
TOTAL OTHER OPERATING EXPENSES		3,090	3,086	3,300	3,300	-
TOTAL EQUALIZATION		3,090	3,086	3,300	3,300	-

CITY OF HARRISONBURG, VA
EXPENDITURE BUDGET

FUND - 1000 - GENERAL FUND
FUNCTION - 100 - GENERAL GOVERNMENT
ACTIVITY - 1200 - GENERAL & FINANCIAL ADMIN
DEPARTMENT - 121313 - TREASURER

ACCOUNT-----	TITLE -----	----- 2020-2021 -----	----- 2021-2022 -----	----- 2022-2023 -----	NET
		BUDGET	ACTUAL	PROPOSED	CHANGE
41010	SALARIES & WAGES-REG.	430,788	425,751	436,031	19,747
41020	SALARIES & WAGES-O/T	2,000	849	1,500	-
41030	PT SALARIES & WAGES-REG	10,189	6,147	10,524	11,967
41050	ANNUAL LEAVE - SEPARATION			2,172	2,172
41051	SICK LEAVE - SEPARATION			731	731
41053	ANNUAL LEAVE - PAYOUT		2,361		-
TOTAL PERSONAL SERVICES		442,977	435,108	448,055	34,617
TOTAL PERSONAL SERVICES		442,977	435,108	448,055	34,617
42010	FICA	33,888	29,846	34,277	2,648
42020	RETIREMENT - VRS	53,815	53,688	56,030	11,015
42050	HEALTH INSURANCE	57,560	52,765	57,560	15,871
42060	LIFE INSURANCE - VRS	5,612	5,599	5,843	265
42070	DISABILITY (VLDP)	212	214	219	220
42080	DENTAL INSURANCE	1,248	1,092	1,248	-
42110	WORKER'S COMP.	408	360	408	(124)
TOTAL FRINGE BENEFITS		152,743	143,563	155,585	29,895
43100	PROFESSIONAL SERVICES	10,420	10,010	10,420	6,726
43110	MEDICAL SERVICES		150	100	-
43320	SERVICE CONTRACTS	275	305	216	305
43330	MAINT & REP.-MACH & EQUIP			200	200
43340	MAINT & REP.-FURN & FIX	200	108	200	(200)
43600	ADVERTISING	1,500	1,026	1,500	-
43700	CONTRACTED SERVICES	250	184	5,400	(5,200)
TOTAL PURCHASED SERVICESS		12,645	11,782	17,836	1,831
44200	C.G. - PARTS AND LABOR	950	959	2,900	400
44300	CENTRAL STORES	202	554	500	-
44310	C.G. - FUEL	300	95	200	-
TOTAL INTERNAL SERVICES		1,452	1,608	3,600	400
45210	POSTAGE	30,000	34,773	31,000	5,000
45230	TELECOMMUNICATIONS	2,000		2,000	-
45350	VEHICLE & EQUIPMENT INS.	179	177	180	20
45360	SURETY BONDS	1,169	1,110	1,110	170
45370	PUB.OFFICIAL LIABILITY IN	1,331	1,420	1,630	100
45380	GENERAL LIABILITY INS.	587	600	630	-
45410	LEASE/RENT OF EQUIPMENT	5,018	4,496	5,006	-
45530	TRAINING & TRAVEL	4,336	746	3,883	117
45810	DUES & MEMBERSHIPS	550	1,310	600	150
45850	FREIGHT & DRAYAGE	100	426	100	-

04/12/2022

CITY OF HARRISONBURG, VA
EXPENDITURE BUDGET

FUND - 1000 - GENERAL FUND
FUNCTION - 100 - GENERAL GOVERNMENT
ACTIVITY - 1200 - GENERAL & FINANCIAL ADMIN
DEPARTMENT - 121313 - TREASURER

ACCOUNT-----	TITLE -----	----- 2020-2021 -----	2021-2022	2022-2023	NET	
		BUDGET	ACTUAL	BUDGET	PROPOSED	CHANGE
TOTAL OTHER CHARGES		45,270	45,058	46,139	51,696	5,557
46010	OFFICE SUPPLIES	7,582	12,044	7,000	7,500	500
46140	OTHER OPERATING SUPPLIES	500	820			-
46152	TAGS DECALS STAMPS-RESALE	11,814	12,712	12,921	12,921	-
TOTAL MATERIALS & SUPPLIES		19,896	25,576	19,921	20,421	500
TOTAL OTHER OPERATING EXPENSES		232,006	227,587	243,081	281,264	38,183
48172	HARDWARE			1,800	6,091	4,291
TOTAL CAPITAL OUTLAY				1,800	6,091	4,291
TOTAL CAPITAL OUTLAY				1,800	6,091	4,291
TOTAL TREASURER		674,983	662,696	692,936	770,027	77,091

CITY OF HARRISONBURG, VA
EXPENDITURE BUDGET

FUND - 1000 - GENERAL FUND
FUNCTION - 100 - GENERAL GOVERNMENT
ACTIVITY - 1200 - GENERAL & FINANCIAL ADMIN
DEPARTMENT - 121511 - FINANCE

ACCOUNT-----	TITLE -----	----- 2020-2021 -----	----- 2021-2022 -----	----- 2022-2023 -----	NET
		BUDGET	ACTUAL	PROPOSED	CHANGE
41010	SALARIES & WAGES-REG.	358,647	346,759	467,108	28,049
41020	SALARIES & WAGES-O/T	1,152	169	1,170	(567)
41030	PT SALARIES & WAGES-REG	6,563	4,076	6,407	51,378
41053	ANNUAL LEAVE - PAYOUT		8,191		-
TOTAL PERSONAL SERVICES		366,362	359,195	474,685	78,860
TOTAL PERSONAL SERVICES		366,362	359,195	474,685	78,860
42010	FICA	28,112	25,561	36,314	6,033
42020	RETIREMENT - VRS	44,735	43,263	60,024	12,814
42050	HEALTH INSURANCE	45,650	44,221	68,344	834
42060	LIFE INSURANCE - VRS	5,874	4,512	6,259	377
42070	DISABILITY (VLDP)	850	317	926	28
42080	DENTAL INSURANCE	1,092	715	1,170	-
42110	WORKER'S COMP.	327	292	327	(99)
TOTAL FRINGE BENEFITS		126,640	118,881	173,364	19,987
43100	PROFESSIONAL SERVICES	29,000	5,610	29,000	(5,090)
43160	BANKING SERVICE FEES	27,000	26,942	30,000	-
43320	SERVICE CONTRACTS	850	872	1,605	-
43330	MAINT & REP.-MACH & EQUIP	500	173	500	-
43600	ADVERTISING	1,700	2,723	1,750	-
43700	CONTRACTED SERVICES	200	275	300	-
TOTAL PURCHASED SERVICES		59,250	36,594	63,155	(5,090)
44300	CENTRAL STORES	352	102	250	-
44307	C.S.-OFFICE SUPPLIES		360		-
TOTAL INTERNAL SERVICES		352	462	250	-
45210	POSTAGE	1,200	1,228	1,200	-
45230	TELECOMMUNICATIONS	1,660	19	1,660	(1,120)
45360	SURETY BONDS	16	16	15	5
45370	PUB.OFFICIAL LIABILITY IN	1,052	1,122	1,290	80
45380	GENERAL LIABILITY INS.	463	474	500	-
45410	LEASE/RENT OF EQUIPMENT	2,300	2,241	2,300	-
45530	TRAINING & TRAVEL	6,000	1,741	6,000	-
45810	DUES & MEMBERSHIPS	1,800	1,480	1,800	-
TOTAL OTHER CHARGES		14,491	8,322	14,765	(1,035)
46010	OFFICE SUPPLIES	2,000	2,418	2,000	-
46120	BOOKS & SUBSCRIPTIONS	800	180	500	-
46140	OTHER OPERATING SUPPLIES	3,700	3,922	3,700	-

CITY OF HARRISONBURG, VA
EXPENDITURE BUDGET

FUND - 1000 - GENERAL FUND
 FUNCTION - 100 - GENERAL GOVERNMENT
 ACTIVITY - 1200 - GENERAL & FINANCIAL ADMIN
 DEPARTMENT - 121511 - FINANCE

ACCOUNT-----	TITLE -----	----- 2020-2021 -----	2021-2022	2022-2023	NET	
		BUDGET	ACTUAL	BUDGET	PROPOSED	CHANGE
TOTAL MATERIALS & SUPPLIES		6,500	6,520	6,200	6,200	-
TOTAL OTHER OPERATING EXPENSES		207,233	170,779	257,734	271,596	13,862
48171 EDP EQUIPMENT			1,533		4,230	4,230
TOTAL CAPITAL OUTLAY			1,533		4,230	4,230
TOTAL CAPITAL OUTLAY			1,533		4,230	4,230
TOTAL FINANCE		573,595	531,507	732,419	829,371	96,952

CITY OF HARRISONBURG, VA
EXPENDITURE BUDGET

FUND - 1000 - GENERAL FUND
FUNCTION - 100 - GENERAL GOVERNMENT
ACTIVITY - 1200 - GENERAL & FINANCIAL ADMIN
DEPARTMENT - 122011 - INFORMATION TECHNOLOGY

ACCOUNT-----	TITLE -----	----- 2020-2021 -----	----- 2021-2022 -----	----- 2022-2023 -----	NET	
		BUDGET	ACTUAL	BUDGET	PROPOSED	CHANGE
41010	SALARIES & WAGES-REG.	733,101	632,976	757,476	856,587	99,111
41020	SALARIES & WAGES-O/T	1,000	582			-
41050	ANNUAL LEAVE - SEPARATION		8,931			-
41051	SICK LEAVE - SEPARATION		7,500			-
41054	PTO - PAYOUT		701			-
TOTAL PERSONAL SERVICES		734,101	650,689	757,476	856,587	99,111
TOTAL PERSONAL SERVICES		734,101	650,689	757,476	856,587	99,111
42010	FICA	56,159	46,663	57,948	65,529	7,581
42020	RETIREMENT - VRS	91,249	78,109	97,336	126,004	28,668
42050	HEALTH INSURANCE	96,582	72,986	99,388	114,049	14,661
42060	LIFE INSURANCE - VRS	9,516	8,145	10,151	11,479	1,328
42070	DISABILITY (VLDP)	1,874	1,790	1,979	2,843	864
42080	DENTAL INSURANCE	2,106	1,528	2,184	2,340	156
42090	UNEMPLOYMENT	11	11			-
42110	WORKER'S COMP.	1,702	1,266	1,702	1,223	(479)
TOTAL FRINGE BENEFITS		259,199	210,498	270,688	323,467	52,779
43100	PROFESSIONAL SERVICES	49,000	35,781	16,000	16,000	-
43110	MEDICAL SERVICES	300	20	300	300	-
43320	SERVICE CONTRACTS	815,682	636,650	769,760	855,762	86,002
43330	MAINT & REP.-MACH & EQUIP	1,000		1,000	1,000	-
43340	MAINT & REP.-FURN & FIX	1,000		1,000		(1,000)
43600	ADVERTISING	150	50	150	150	-
TOTAL PURCHASED SERVICESS		867,132	672,501	788,210	873,212	85,002
44200	C.G. - PARTS AND LABOR	1,950	950	1,400	1,600	200
44300	CENTRAL STORES	188	114			-
44307	C.S.-OFFICE SUPPLIES	300		300	300	-
44310	C.G. - FUEL	300	269	200	300	100
TOTAL INTERNAL SERVICES		2,738	1,333	1,900	2,200	300
45230	TELECOMMUNICATIONS	167,423	203,008	157,865	173,235	15,370
45350	VEHICLE & EQUIPMENT INS.	279	275	290	320	30
45370	PUB.OFFICIAL LIABILITY IN	3,218	3,434	3,940	4,190	250
45380	GENERAL LIABILITY INS.	7,401	11,539	12,110	13,170	1,060
45530	TRAINING & TRAVEL	42,485	3,383	43,685	44,515	830
45540	EDUCATION	2,000				-
45810	DUES & MEMBERSHIPS	745	404	385	585	200
45850	FREIGHT & DRAYAGE	100	17			-
TOTAL OTHER CHARGES		223,651	222,059	218,275	236,015	17,740

CITY OF HARRISONBURG, VA
EXPENDITURE BUDGET

FUND - 1000 - GENERAL FUND
 FUNCTION - 100 - GENERAL GOVERNMENT
 ACTIVITY - 1200 - GENERAL & FINANCIAL ADMIN
 DEPARTMENT - 122011 - INFORMATION TECHNOLOGY

ACCOUNT-----	TITLE -----	----- 2020-2021 -----	----- 2021-2022 -----	----- 2022-2023 -----	NET	
		BUDGET	ACTUAL	BUDGET	PROPOSED	CHANGE
46010	OFFICE SUPPLIES	5,000	2,602	5,000	5,000	-
46120	BOOKS & SUBSCRIPTIONS	100		100		(100)
46140	OTHER OPERATING SUPPLIES	5,037	10,519	5,000	5,000	-
	TOTAL MATERIALS & SUPPLIES	10,137	13,121	10,100	10,000	(100)
	TOTAL OTHER OPERATING EXPENSES	1,362,857	1,119,512	1,289,173	1,444,894	155,721
48121	FURNITURE & FIXTURES				1,000	1,000
48171	EDP EQUIPMENT	10,000		13,760	23,260	9,500
48172	HARDWARE	470,307	312,760	115,000	196,900	81,900
48173	SOFTWARE		7,448		59,543	59,543
48271	EDP EQUIPMENT				54,908	54,908
48272	HARDWARE		13,349	5,000	36,000	31,000
48273	SOFTWARE	86,021	67,351			-
	TOTAL CAPITAL OUTLAY	566,328	400,908	133,760	371,611	237,851
	TOTAL CAPITAL OUTLAY	566,328	400,908	133,760	371,611	237,851
	TOTAL INFORMATION TECHNOLOGY	2,663,286	2,171,110	2,180,409	2,673,092	492,683

CITY OF HARRISONBURG, VA
EXPENDITURE BUDGET

FUND - 1000 - GENERAL FUND
FUNCTION - 100 - GENERAL GOVERNMENT
ACTIVITY - 1200 - GENERAL & FINANCIAL ADMIN
DEPARTMENT - 122211 - PURCHASING

ACCOUNT-----	TITLE -----	----- 2020-2021 -----	----- 2021-2022 -----	----- 2022-2023 -----	NET	
		BUDGET	ACTUAL	BUDGET	PROPOSED	CHANGE
41010	SALARIES & WAGES-REG.	113,145	96,968	110,291	107,410	(2,881)
41020	SALARIES & WAGES-O/T		3			-
41030	PT SALARIES & WAGES-REG		9,188	17,207	18,608	1,401
41050	ANNUAL LEAVE - SEPARATION		2,433			-
41051	SICK LEAVE - SEPARATION		1,610			-
41053	ANNUAL LEAVE - PAYOUT		1,220			-
41060	PTO - SEPARATION		231			-
TOTAL PERSONAL SERVICES		113,145	111,654	127,498	126,018	(1,480)
TOTAL PERSONAL SERVICES		113,145	111,654	127,498	126,018	(1,480)
42010	FICA	8,657	7,403	9,754	9,641	(113)
42020	RETIREMENT - VRS	14,154	12,125	14,173	15,801	1,628
42050	HEALTH INSURANCE	25,262	23,739	30,052	25,383	(4,669)
42060	LIFE INSURANCE - VRS	1,476	1,264	1,478	1,440	(38)
42070	DISABILITY (VLDP)			223	214	(9)
42080	DENTAL INSURANCE	312	247	312	312	-
42110	WORKER'S COMP.	103	94	103	73	(30)
TOTAL FRINGE BENEFITS		49,964	44,873	56,095	52,864	(3,231)
43100	PROFESSIONAL SERVICES		93			-
43110	MEDICAL SERVICES		50			-
43320	SERVICE CONTRACTS	5,270	6,154	5,922	6,322	400
43600	ADVERTISING	350	70	350	400	50
TOTAL PURCHASED SERVICESS		5,620	6,367	6,272	6,722	450
45210	POSTAGE	50	34	50	50	-
45230	TELECOMMUNICATIONS	312		312		(312)
45355	INSURANCE DEDUCTIBLE		53			-
45360	SURETY BONDS	3	3	5	10	5
45370	PUB.OFFICIAL LIABILITY IN	341	364	420	450	30
45380	GENERAL LIABILITY INS.	150	154	160	160	-
45410	LEASE/RENT OF EQUIPMENT	600	559	600	600	-
45530	TRAINING & TRAVEL	4,000	25	3,800	3,200	(600)
45810	DUES & MEMBERSHIPS	300	390	300	300	-
TOTAL OTHER CHARGES		5,756	1,581	5,647	4,770	(877)
46010	OFFICE SUPPLIES	400	139	400	400	-
46120	BOOKS & SUBSCRIPTIONS	100		100	100	-
46140	OTHER OPERATING SUPPLIES	500	337	500	5	(495)
TOTAL MATERIALS & SUPPLIES		1,000	476	1,000	505	(495)

CITY OF HARRISONBURG, VA
EXPENDITURE BUDGET

FUND - 1000 - GENERAL FUND
 FUNCTION - 100 - GENERAL GOVERNMENT
 ACTIVITY - 1200 - GENERAL & FINANCIAL ADMIN
 DEPARTMENT - 122211 - PURCHASING

ACCOUNT-----	TITLE -----	----- 2020-2021 -----	2021-2022	2022-2023	NET	
		BUDGET	ACTUAL	BUDGET	PROPOSED	CHANGE
TOTAL OTHER OPERATING EXPENSES		62,340	53,298	69,014	64,861	(4,153)
48171	EDP EQUIPMENT		217	900	1,100	200
TOTAL CAPITAL OUTLAY			217	900	1,100	200
TOTAL CAPITAL OUTLAY			217	900	1,100	200
TOTAL PURCHASING		175,485	165,168	197,412	191,979	(5,433)

CITY OF HARRISONBURG, VA
EXPENDITURE BUDGET

FUND - 1000 - GENERAL FUND
FUNCTION - 100 - GENERAL GOVERNMENT
ACTIVITY - 1300 - BOARD OF ELECTIONS
DEPARTMENT - 130114 - ELECTORAL BOARD

ACCOUNT-----	TITLE -----	----- 2020-2021 -----	----- 2021-2022 -----	2022-2023	NET
		BUDGET	ACTUAL	PROPOSED	CHANGE
41010	SALARIES & WAGES-REG.	62,929	68,163	92,757	-
41020	SALARIES & WAGES-O/T		487		-
41030	PT SALARIES & WAGES-REG	62,242	45,107	60,795	3,873
41040	PT SALARIES & WAGES-O/T		3,693	2,600	2,600
41050	ANNUAL LEAVE - SEPARATION		10,137		-
41051	SICK LEAVE - SEPARATION		7,500		-
TOTAL PERSONAL SERVICES		125,171	135,088	153,552	6,473
TOTAL PERSONAL SERVICES		125,171	135,088	153,552	6,473
42010	FICA	9,576	12,848	11,747	495
42020	RETIREMENT - VRS	7,894	7,660	11,920	1,725
42050	HEALTH INSURANCE	7,010			-
42060	LIFE INSURANCE - VRS	824	799	1,243	-
42070	DISABILITY (VLDP)		288	492	-
42080	DENTAL INSURANCE	156		156	-
42090	UNEMPLOYMENT	2,053	2,053		-
42110	WORKER'S COMP.	100	124	135	(41)
TOTAL FRINGE BENEFITS		27,613	23,771	25,693	2,179
43100	PROFESSIONAL SERVICES		829		-
43105	POLL WORKERS	60,000	86,760	40,000	3,000
43110	MEDICAL SERVICES		517		-
43320	SERVICE CONTRACTS		122		-
43330	MAINT & REP.-MACH & EQUIP	3,000	2,694	3,000	4,805
43600	ADVERTISING	600	257	600	-
TOTAL PURCHASED SERVICESS		63,600	91,178	43,600	7,805
44300	CENTRAL STORES	1,956	2,310	500	-
TOTAL INTERNAL SERVICES		1,956	2,310	500	-
45210	POSTAGE	5,000	11,831	5,000	-
45230	TELECOMMUNICATIONS	1,968	1,660	1,968	-
45350	VEHICLE & EQUIPMENT INS.	210	175	190	10
45360	SURETY BONDS	7	6	5	5
45370	PUB.OFFICIAL LIABILITY IN	420	448	510	30
45380	GENERAL LIABILITY INS.	185	189	200	-
45410	LEASE/RENT OF EQUIPMENT	1,680	1,949	1,680	-
45510	MILEAGE	100	196	100	(25)
45530	TRAINING & TRAVEL	5,000	1,928	5,000	5,000
45810	DUES & MEMBERSHIPS	380	444	380	-
TOTAL OTHER CHARGES		14,950	18,827	10,033	5,020

CITY OF HARRISONBURG, VA
EXPENDITURE BUDGET

FUND - 1000 - GENERAL FUND
 FUNCTION - 100 - GENERAL GOVERNMENT
 ACTIVITY - 1300 - BOARD OF ELECTIONS
 DEPARTMENT - 130114 - ELECTORAL BOARD

ACCOUNT-----	TITLE -----	----- 2020-2021 -----		2021-2022	2022-2023	NET
		BUDGET	ACTUAL	BUDGET	PROPOSED	CHANGE
46010	OFFICE SUPPLIES	6,647	6,729	6,500	6,500	-
46120	BOOKS & SUBSCRIPTIONS	300	487	300	360	60
46140	OTHER OPERATING SUPPLIES	74,912	18,011	7,000	8,500	1,500
TOTAL MATERIALS & SUPPLIES		81,859	25,227	13,800	15,360	1,560
TOTAL OTHER OPERATING EXPENSES		189,978	161,314	93,626	110,190	16,564
48110	MACHINERY & EQUIPMENT			31,620	5,330	(26,290)
48171	EDP EQUIPMENT		9,552	22,660		(22,660)
48271	EDP EQUIPMENT		156			-
48273	SOFTWARE			22,881		(22,881)
TOTAL CAPITAL OUTLAY			9,708	77,161	5,330	(71,831)
TOTAL CAPITAL OUTLAY			9,708	77,161	5,330	(71,831)
TOTAL ELECTORAL BOARD		315,149	306,110	324,339	275,545	(48,794)

CITY OF HARRISONBURG, VA
EXPENDITURE BUDGET

FUND - 1000 - GENERAL FUND
FUNCTION - 300 - PUBLIC SAFETY
ACTIVITY - 3100 - LAW ENFORCEMENT
DEPARTMENT - 310131 - POLICE ADMINISTRATION

ACCOUNT-----	TITLE -----	BUDGET	2020-2021 ACTUAL	2021-2022 BUDGET	2022-2023 PROPOSED	NET CHANGE
41010	SALARIES & WAGES-REG.	2,105,045	1,854,843	1,780,587	1,680,588	(99,999)
41016	UNIFORM CLEANING ALLOW.	5,700	4,500	3,600	3,000	(600)
41020	SALARIES & WAGES-O/T	75,000	44,885	50,000	50,000	-
41029	SPECIAL PAY TRAINERS	2,700		1,800	1,800	-
41030	PT SALARIES & WAGES-REG	31,934	27,492	31,652	26,650	(5,002)
41050	ANNUAL LEAVE - SEPARATION	15,000	10,895	10,000		(10,000)
41051	SICK LEAVE - SEPARATION	20,000	10,000	10,000		(10,000)
41053	ANNUAL LEAVE - PAYOUT		3,021			-
41054	PTO - PAYOUT		1,253			-
41060	PTO - SEPARATION	5,000	5,943			-
TOTAL PERSONAL SERVICES		2,260,379	1,962,832	1,887,639	1,762,038	(125,601)
TOTAL PERSONAL SERVICES		2,260,379	1,962,832	1,887,639	1,762,038	(125,601)
42010	FICA	172,921	139,438	144,405	134,795	(9,610)
42020	RETIREMENT - VRS	262,211	231,662	228,805	247,215	18,410
42050	HEALTH INSURANCE	288,222	217,553	233,346	259,222	25,876
42060	LIFE INSURANCE - VRS	27,344	24,157	23,859	22,520	(1,339)
42070	DISABILITY (VLDP)	2,079	1,649	1,585	1,732	147
42080	DENTAL INSURANCE	5,772	3,913	4,836	4,524	(312)
42110	WORKER'S COMP.	39,380	45,977	46,829	31,460	(15,369)
42120	CLOTHING ALLOWANCE	1,300	1,800	2,300	3,600	1,300
42190	LODA	15,039	15,030	15,030	14,440	(590)
TOTAL FRINGE BENEFITS		814,268	681,180	700,995	719,508	18,513
43100	PROFESSIONAL SERVICES	4,425	5,053	4,925	15,795	10,870
43110	MEDICAL SERVICES	42,974	20,355	42,974	42,974	-
43320	SERVICE CONTRACTS	374,351	288,187	382,822	446,390	63,568
43330	MAINT & REP.-MACH & EQUIP		290			-
43336	MAINT & REP.-RADIO EQUIP		212			-
43340	MAINT & REP.-FURN & FIX	1,000		1,000	1,000	-
43350	MAINT & REP.-AUTO EQUIP.	17,400	23,492	17,400	18,000	600
43360	MAINT & REP.-BLDGS & GNDS	23,692	21,154	25,000	25,000	-
43500	PRINTING AND BINDING	3,750	1,502	3,785	3,785	-
43600	ADVERTISING	8,000		10,000	15,000	5,000
43604	RECRUITMENT	6,500	4,623	6,500	10,100	3,600
43720	LAUNDRY & DRY CLEANING	500	8	500	500	-
TOTAL PURCHASED SERVICESS		482,592	364,875	494,906	578,544	83,638
44200	C.G. - PARTS AND LABOR	148,000	152,060	176,900	192,500	15,600
44300	CENTRAL STORES	500		500	500	-
44302	C.S.-POWER.EQUIP.SUPPLIES	100			100	100
44307	C.S.-OFFICE SUPPLIES	2,500	1,779	2,500	2,500	-
44309	C.S.-OTHER SUPPLIES	2,843	3,624	1,500	1,500	-

CITY OF HARRISONBURG, VA
EXPENDITURE BUDGET

FUND - 1000 - GENERAL FUND
FUNCTION - 300 - PUBLIC SAFETY
ACTIVITY - 3100 - LAW ENFORCEMENT
DEPARTMENT - 310131 - POLICE ADMINISTRATION

ACCOUNT-----	TITLE -----	----- 2020-2021 -----	----- 2021-2022 -----	----- 2022-2023 -----	NET	
		BUDGET	ACTUAL	BUDGET	PROPOSED	CHANGE
44310	C.G. - FUEL	130,000	117,433	133,700	190,200	56,500
TOTAL INTERNAL SERVICES		283,943	274,896	315,100	387,300	72,200
45110	ELECTRICITY	700	1,228	700	700	-
45130	WATER & SEWER	350	337	350	350	-
45210	POSTAGE	1,500	1,170	1,500	1,500	-
45220	MESSENGER SVS./PACKAGES	200	51	200	200	-
45230	TELECOMMUNICATIONS	88,478	95,405	83,624	83,700	76
45340	PROPERTY INSURANCE	178	176	190	200	10
45350	VEHICLE & EQUIPMENT INS.	44,756	42,576	44,210	49,260	5,050
45355	INSURANCE DEDUCTIBLE		10,590			-
45360	SURETY BONDS	33	31	30	40	10
45370	PUB.OFFICIAL LIABILITY IN	7,580	8,088	9,280	9,870	590
45380	GENERAL LIABILITY INS.	31,241	29,056	30,800	32,520	1,720
45394	RETIREE H'CARE BENEFIT	11,400	14,580	17,040	14,940	(2,100)
45410	LEASE/RENT OF EQUIPMENT	27,935	21,820	27,995	28,196	201
45510	MILEAGE		29			-
45530	TRAINING & TRAVEL	70,926	15,527	57,080	78,405	21,325
45540	EDUCATION	1,000	3,000			-
45810	DUES & MEMBERSHIPS	86,713	80,485	86,128	86,478	350
TOTAL OTHER CHARGES		372,990	324,149	359,127	386,359	27,232
46010	OFFICE SUPPLIES	30,745	11,261	25,000	25,000	-
46070	REPAIR & MAINT. SUPPLIES	4,000	5,861	6,000	6,000	-
46030	FOOD SUPPLIES	5,300	4,292	5,050	8,300	3,250
46080	POWERED EQUIPMENT FUELS		351	2,000	2,000	-
46100	POLICE SUPPLIES	13,896	13,135	15,000	22,500	7,500
46101	AMMUNITION	111,694	21,499	97,000	97,000	-
46102	EVIDENCE SUPPLY			5,000	5,000	-
46110	UNIFORMS	38,385	29,172	36,420	72,295	35,875
46120	BOOKS & SUBSCRIPTIONS	5,264	1,582	5,264	5,264	-
46134	EDUCATIONAL SUPPLIES	300		300	300	-
46140	OTHER OPERATING SUPPLIES	44,500	39,853	7,400	8,000	600
46170	EMS/MEDICAL SUPPLIES	3,800	3,530	3,800	3,800	-
TOTAL MATERIALS & SUPPLIES		257,884	130,536	208,234	255,459	47,225
TOTAL OTHER OPERATING EXPENSES		2,211,677	1,775,636	2,078,362	2,327,170	248,808
48113	EQUIPMENT		11,322			-
48121	FURNITURE & FIXTURES			3,000	4,000	1,000
48131	RADIO EQUIPMENT		2,209	8,000	8,000	-
48140	BULLET PROOF VESTS	2,100		4,200	8,600	4,400
48151	MOTOR VEHICLES & EQUIP.	278,700	70,880	26,434	133,308	106,874
48172	HARDWARE		325	119,600	60,000	(59,600)

CITY OF HARRISONBURG, VA
EXPENDITURE BUDGET

FUND - 1000 - GENERAL FUND
 FUNCTION - 300 - PUBLIC SAFETY
 ACTIVITY - 3100 - LAW ENFORCEMENT
 DEPARTMENT - 310131 - POLICE ADMINISTRATION

ACCOUNT-----	TITLE -----	----- 2020-2021 -----		2021-2022	2022-2023	NET
		BUDGET	ACTUAL	BUDGET	PROPOSED	CHANGE
48181	BUILDINGS & GROUNDS		2,310			-
48213	EQUIPMENT		5,338			-
48273	SOFTWARE	4,690	4,690			-
TOTAL CAPITAL OUTLAY		285,490	97,074	161,234	213,908	52,674
TOTAL CAPITAL OUTLAY		285,490	97,074	161,234	213,908	52,674
TOTAL POLICE ADMINISTRATION		4,757,546	3,835,541	4,127,235	4,303,116	175,881

CITY OF HARRISONBURG, VA
EXPENDITURE BUDGET

FUND - 1000 - GENERAL FUND
 FUNCTION - 300 - PUBLIC SAFETY
 ACTIVITY - 3100 - LAW ENFORCEMENT
 DEPARTMENT - 310231 - POLICE OPERATIONS

ACCOUNT-----	TITLE -----	BUDGET	ACTUAL	BUDGET	PROPOSED	NET CHANGE
		----- 2020-2021 -----	-----	2021-2022	2022-2023	
41010	SALARIES & WAGES-REG.	3,106,348	3,130,163	3,068,411	3,248,722	180,311
41016	UNIFORM CLEANING ALLOW.	18,700	18,500	18,700	18,750	50
41017	STAND BY PAY	6,000	428	6,000	6,000	-
41020	SALARIES & WAGES-O/T	228,500	269,125	239,000	250,950	11,950
41027	STANDBY & BLENDED - OT	10,000		10,000	10,000	-
41029	SPECIAL PAY TRAINERS	18,000	6,630	18,000	18,000	-
41030	PT SALARIES & WAGES-REG	39,460	27,778	39,792	106,398	66,606
41040	PT SALARIES & WAGES-O/T		123			-
41050	ANNUAL LEAVE - SEPARATION		6,265			-
41051	SICK LEAVE - SEPARATION		5,911			-
41053	ANNUAL LEAVE - PAYOUT		2,868			-
41054	PTO - PAYOUT		4,750			-
41060	PTO - SEPARATION		17,032			-
TOTAL PERSONAL SERVICES		3,427,008	3,489,572	3,399,903	3,658,820	258,917
TOTAL PERSONAL SERVICES		3,427,008	3,489,572	3,399,903	3,658,820	258,917
42010	FICA	262,166	250,617	260,094	279,901	19,807
42020	RETIREMENT - VRS	381,112	382,912	394,291	477,887	83,596
42050	HEALTH INSURANCE	409,836	377,291	384,180	419,754	35,574
42060	LIFE INSURANCE - VRS	39,743	39,930	41,116	43,533	2,417
42080	DENTAL INSURANCE	9,516	7,969	9,672	9,672	-
42110	WORKER'S COMP.	105,362	126,035	118,652	100,782	(17,870)
42120	CLOTHING ALLOWANCE		1,950			-
42190	LODA	53,472	53,440	53,440	51,340	(2,100)
TOTAL FRINGE BENEFITS		1,261,207	1,240,144	1,261,445	1,382,869	121,424
43100	PROFESSIONAL SERVICES	10,000	4,563	13,000	13,900	900
43330	MAINT & REP.-MACH & EQUIP				2,000	2,000
43500	PRINTING AND BINDING	6,900	325	6,900	6,900	-
43720	LAUNDRY & DRY CLEANING	2,000	9	2,000	2,000	-
TOTAL PURCHASED SERVICESS		18,900	4,896	21,900	24,800	2,900
45230	TELECOMMUNICATIONS		285			-
45370	PUB.OFFICIAL LIABILITY IN	8,571	9,146	10,500	11,170	670
45380	GENERAL LIABILITY INS.	35,881	33,371	35,370	37,350	1,980
45394	RETIREE H'CARE BENEFIT	4,680	4,370	3,720	3,720	-
45530	TRAINING & TRAVEL	68,958	20,658	68,958	72,024	3,066
45540	EDUCATION	6,000	1,000	5,000	5,000	-
45810	DUES & MEMBERSHIPS	300	99	300	300	-
TOTAL OTHER CHARGES		124,390	68,930	123,848	129,564	5,716
46010	OFFICE SUPPLIES		283			-

CITY OF HARRISONBURG, VA
EXPENDITURE BUDGET

FUND - 1000 - GENERAL FUND
 FUNCTION - 300 - PUBLIC SAFETY
 ACTIVITY - 3100 - LAW ENFORCEMENT
 DEPARTMENT - 310231 - POLICE OPERATIONS

ACCOUNT-----	TITLE -----	----- 2020-2021 -----		2021-2022	2022-2023	NET
		BUDGET	ACTUAL	BUDGET	PROPOSED	CHANGE
46070	REPAIR & MAINT. SUPPLIES			1,000	2,000	1,000
46100	POLICE SUPPLIES	98,350	78,005	81,577	74,430	(7,147)
46110	UNIFORMS	33,863	21,354	50,517	39,450	(11,067)
46140	OTHER OPERATING SUPPLIES	5,000	856	5,000	5,000	-
TOTAL MATERIALS & SUPPLIES		137,213	100,497	138,094	120,880	(17,214)
TOTAL OTHER OPERATING EXPENSES		1,541,710	1,414,467	1,545,287	1,658,113	112,826
48121	FURNITURE & FIXTURES			2,000	2,000	-
48131	RADIO EQUIPMENT		571	8,316		(8,316)
48140	BULLET PROOF VESTS	6,800		9,350	7,650	(1,700)
48231	RADIO EQUIPMENT				4,165	4,165
TOTAL CAPITAL OUTLAY		6,800	571	19,666	13,815	(5,851)
TOTAL CAPITAL OUTLAY		6,800	571	19,666	13,815	(5,851)
TOTAL POLICE OPERATIONS		4,975,518	4,904,611	4,964,856	5,330,748	365,892

CITY OF HARRISONBURG, VA
EXPENDITURE BUDGET

FUND - 1000 - GENERAL FUND
 FUNCTION - 300 - PUBLIC SAFETY
 ACTIVITY - 3100 - LAW ENFORCEMENT
 DEPARTMENT - 310331 - POLICE CRIMINAL INVESTIG.

ACCOUNT-----	TITLE -----	----- 2020-2021 -----	----- 2021-2022 -----	----- 2022-2023 -----	NET	
		BUDGET	ACTUAL	BUDGET	PROPOSED	CHANGE
41010	SALARIES & WAGES-REG.	1,180,063	1,024,090	1,114,538	1,212,535	97,997
41016	UNIFORM CLEANING ALLOW.	6,000	4,950	6,000	5,100	(900)
41017	STAND BY PAY	7,020	4,660	7,020	8,000	980
41020	SALARIES & WAGES-O/T	51,080	62,006	51,080	55,000	3,920
41027	STANDBY & BLENDED - OT	5,000	1,618	5,000	5,000	-
41028	SPECIAL PAY K-9 HANDLER	10,920	1,260			-
TOTAL PERSONAL SERVICES		1,260,083	1,098,584	1,183,638	1,285,635	101,997
TOTAL PERSONAL SERVICES		1,260,083	1,098,584	1,183,638	1,285,635	101,997
42010	FICA	96,397	78,654	90,548	98,351	7,803
42020	RETIREMENT - VRS	145,985	125,838	143,218	178,364	35,146
42050	HEALTH INSURANCE	180,640	134,044	163,284	191,037	27,753
42060	LIFE INSURANCE - VRS	15,223	13,262	14,935	16,248	1,313
42070	DISABILITY (VLDP)			756		(756)
42080	DENTAL INSURANCE	3,276	2,028	3,120	3,276	156
42110	WORKER'S COMP.	32,271	37,138	44,162	32,412	(11,750)
42120	CLOTHING ALLOWANCE	22,000	18,130	22,000	19,500	(2,500)
42190	LODA	15,875	15,865	15,865	15,240	(625)
TOTAL FRINGE BENEFITS		511,667	424,959	497,888	554,428	56,540
43100	PROFESSIONAL SERVICES	8,500	8,036	8,500	8,500	-
43500	PRINTING AND BINDING		25			-
TOTAL PURCHASED SERVICES		8,500	8,061	8,500	8,500	-
45370	PUB.OFFICIAL LIABILITY IN	2,452	2,616	3,000	3,190	190
45380	GENERAL LIABILITY INS.	10,264	9,546	10,120	10,680	560
45530	TRAINING & TRAVEL	34,321	11,797	35,407	37,401	1,994
45540	EDUCATION	2,000		2,000	3,000	1,000
45810	DUES & MEMBERSHIPS	1,563	437	1,436	1,436	-
TOTAL OTHER CHARGES		50,600	24,396	51,963	55,707	3,744
46010	OFFICE SUPPLIES	1,000	1,024	2,000	4,000	2,000
46100	POLICE SUPPLIES	7,905	5,898	20,725	27,050	6,325
46110	UNIFORMS	3,500	883	3,500	2,900	(600)
46140	OTHER OPERATING SUPPLIES	4,000	4,352	4,000	4,000	-
TOTAL MATERIALS & SUPPLIES		16,405	12,157	30,225	37,950	7,725
TOTAL OTHER OPERATING EXPENSES		587,172	469,573	588,576	656,585	68,009
48121	FURNITURE & FIXTURES			1,000	1,000	-

CITY OF HARRISONBURG, VA
EXPENDITURE BUDGET

FUND - 1000 - GENERAL FUND
 FUNCTION - 300 - PUBLIC SAFETY
 ACTIVITY - 3100 - LAW ENFORCEMENT
 DEPARTMENT - 310331 - POLICE CRIMINAL INVESTIG.

ACCOUNT-----	TITLE -----	----- 2020-2021 -----		2021-2022	2022-2023	NET
		BUDGET	ACTUAL	BUDGET	PROPOSED	CHANGE
48131	RADIO EQUIPMENT			1,110	1,110	-
48140	BULLET PROOF VESTS	1,558		6,840		(6,840)
TOTAL CAPITAL OUTLAY		1,558		8,950	2,110	(6,840)
TOTAL CAPITAL OUTLAY		1,558		8,950	2,110	(6,840)
TOTAL POLICE CRIMINAL INVESTIG.		1,848,813	1,568,158	1,781,164	1,944,330	163,166

CITY OF HARRISONBURG, VA
EXPENDITURE BUDGET

FUND - 1000 - GENERAL FUND
FUNCTION - 300 - PUBLIC SAFETY
ACTIVITY - 3100 - LAW ENFORCEMENT
DEPARTMENT - 310631 - POLICE SPECIAL OPERATIONS

ACCOUNT-----	TITLE -----	----- 2020-2021 -----	----- 2021-2022 -----	----- 2022-2023 -----	NET	
		BUDGET	ACTUAL	BUDGET	PROPOSED	CHANGE
41010	SALARIES & WAGES-REG.	731,398	624,441	1,132,395	1,138,366	5,971
41016	UNIFORM CLEANING ALLOW.	3,500	2,550	3,500	5,250	1,750
41017	STAND BY PAY		198			-
41020	SALARIES & WAGES-O/T	60,000	33,388	85,000	85,000	-
41028	SPECIAL PAY K-9 HANDLER	54,750	38,400	54,750	54,750	-
41030	PT SALARIES & WAGES-REG	83,552	23,422	83,250	98,871	15,621
41050	ANNUAL LEAVE - SEPARATION		28,274	41,318		(41,318)
41051	SICK LEAVE - SEPARATION		20,000	30,000		(30,000)
41053	ANNUAL LEAVE - PAYOUT		8,456			-
TOTAL PERSONAL SERVICES		933,200	779,129	1,430,213	1,382,237	(47,976)
TOTAL PERSONAL SERVICES		933,200	779,129	1,430,213	1,382,237	(47,976)
42010	FICA	71,390	56,051	109,412	105,741	(3,671)
42020	RETIREMENT - VRS	90,708	76,775	145,513	167,454	21,941
42050	HEALTH INSURANCE	98,732	71,720	126,022	120,095	(5,927)
42060	LIFE INSURANCE - VRS	9,459	8,006	15,174	15,254	80
42070	DISABILITY (VLDP)	195	197		240	240
42080	DENTAL INSURANCE	1,872	1,443	2,964	2,808	(156)
42090	UNEMPLOYMENT	1,859	1,859			-
42110	WORKER'S COMP.	21,418	25,101	27,460	38,142	10,682
42190	LODA	8,355	8,350	8,350	8,020	(330)
TOTAL FRINGE BENEFITS		303,988	249,503	434,895	457,754	22,859
43100	PROFESSIONAL SERVICES	10,200	7,929	12,200	11,200	(1,000)
43330	MAINT & REP.-MACH & EQUIP	5,000		5,000	5,000	-
43337	MAINT & REP.-RADAR EQUIP	5,000	4,096	5,000	5,000	-
43500	PRINTING AND BINDING	500		500	500	-
43720	LAUNDRY & DRY CLEANING	500		500	500	-
TOTAL PURCHASED SERVICESS		21,200	12,025	23,200	22,200	(1,000)
45210	POSTAGE		108			-
45360	SURETY BONDS	3	3	5	10	5
45370	PUB.OFFICIAL LIABILITY IN	4,068	4,341	4,980	5,300	320
45380	GENERAL LIABILITY INS.	17,030	15,839	16,790	17,730	940
45390	OTHER INSURANCE	6,390	6,347	6,390		(6,390)
45394	RETIREE H'CARE BENEFIT		3,600	6,480	6,480	-
45395	LODA - VOLUNTEERS	3,481	3,487	3,490	3,350	(140)
45530	TRAINING & TRAVEL	28,857	24,587	43,732	52,432	8,700
45540	EDUCATION			1,000	1,000	-
45810	DUES & MEMBERSHIPS	2,070	855	2,510	2,420	(90)
TOTAL OTHER CHARGES		61,899	59,167	85,377	88,722	3,345

CITY OF HARRISONBURG, VA
EXPENDITURE BUDGET

FUND - 1000 - GENERAL FUND
 FUNCTION - 300 - PUBLIC SAFETY
 ACTIVITY - 3100 - LAW ENFORCEMENT
 DEPARTMENT - 310631 - POLICE SPECIAL OPERATIONS

ACCOUNT-----	TITLE -----	----- 2020-2021 -----		2021-2022	2022-2023	NET
		BUDGET	ACTUAL	BUDGET	PROPOSED	CHANGE
46100	POLICE SUPPLIES	46,432	39,618	96,885	93,752	(3,133)
46102	EVIDENCE SUPPLY	5,000	2,589			-
46110	UNIFORMS	18,000	14,248	21,550	21,550	-
46140	OTHER OPERATING SUPPLIES	4,000	1,076	4,000	4,000	-
TOTAL MATERIALS & SUPPLIES		73,432	57,530	122,435	119,302	(3,133)
TOTAL OTHER OPERATING EXPENSES		460,519	378,225	665,907	687,978	22,071
48131	RADIO EQUIPMENT			1,110	1,110	-
48140	BULLET PROOF VESTS	14,800	6,683	16,880	860	(16,020)
48211	MACHINERY & EQUIPMENT				19,360	19,360
48241	POLICE K9	12,645	6,323			-
TOTAL CAPITAL OUTLAY		27,445	13,005	17,990	21,330	3,340
TOTAL CAPITAL OUTLAY		27,445	13,005	17,990	21,330	3,340
TOTAL POLICE SPECIAL OPERATIONS		1,421,164	1,170,359	2,114,110	2,091,545	(22,565)

CITY OF HARRISONBURG, VA
EXPENDITURE BUDGET

FUND - 1000 - GENERAL FUND
 FUNCTION - 300 - PUBLIC SAFETY
 ACTIVITY - 3100 - LAW ENFORCEMENT
 DEPARTMENT - 310731 - POLICE GRANTS

ACCOUNT-----	TITLE -----	----- 2020-2021 -----	----- 2021-2022 -----	----- 2022-2023 -----	NET
		BUDGET	ACTUAL	PROPOSED	CHANGE
41010	SALARIES & WAGES-REG.	52,896	51,695	51,075	2,564
41016	UNIFORM CLEANING ALLOW.	300	300	300	-
41017	STAND BY PAY		589		-
41020	SALARIES & WAGES-O/T	46,789	42,962		-
41027	STANDBY & BLENDED - OT		846		-
41053	ANNUAL LEAVE - PAYOUT		143		-
TOTAL PERSONAL SERVICES		99,985	96,535	51,375	2,564
TOTAL PERSONAL SERVICES		99,985	96,535	51,375	2,564
42010	FICA	7,649	6,863	3,931	195
42020	RETIREMENT - VRS	6,476	6,325	6,563	1,328
42050	HEALTH INSURANCE	9,998	9,165	9,998	500
42060	LIFE INSURANCE - VRS	676	660	684	35
42080	DENTAL INSURANCE	156	156	156	-
42110	WORKER'S COMP.	3,981	3,966	3,970	(205)
42120	CLOTHING ALLOWANCE	1,300	1,300	1,300	-
42190	LODA	836	835	835	(35)
TOTAL FRINGE BENEFITS		31,072	29,270	27,437	1,818
45530	TRAINING & TRAVEL	3,700			-
TOTAL OTHER CHARGES		3,700			-
46100	POLICE SUPPLIES	1,500	6,994		-
46140	OTHER OPERATING SUPPLIES	30,340			-
TOTAL MATERIALS & SUPPLIES		31,840	6,994		-
TOTAL OTHER OPERATING EXPENSES		66,612	36,264	27,437	1,818
48140	BULLET PROOF VESTS		4,977		-
TOTAL CAPITAL OUTLAY			4,977		-
TOTAL CAPITAL OUTLAY			4,977		-
TOTAL POLICE GRANTS		166,597	137,776	78,812	4,382

CITY OF HARRISONBURG, VA
EXPENDITURE BUDGET

FUND - 1000 - GENERAL FUND
FUNCTION - 300 - PUBLIC SAFETY
ACTIVITY - 3200 - FIRE & RESCUE
DEPARTMENT - 320132 - FIRE ADMINISTRATION

ACCOUNT-----	TITLE -----	----- 2020-2021 -----	----- 2021-2022 -----	----- 2022-2023 -----	NET
		BUDGET	ACTUAL	PROPOSED	CHANGE
41010	SALARIES & WAGES-REG.	406,167	377,692	501,193	58,085
41030	PT SALARIES & WAGES-REG	73,408	72,134	62,063	(10,763)
41053	ANNUAL LEAVE - PAYOUT		897		-
41054	PTO - PAYOUT		1,153		-
TOTAL PERSONAL SERVICES		479,575	451,875	563,256	47,322
TOTAL PERSONAL SERVICES		479,575	451,875	563,256	47,322
42010	FICA	36,687	32,969	43,089	3,620
42020	RETIREMENT - VRS	51,036	47,465	64,403	17,867
42050	HEALTH INSURANCE	43,726	27,765	58,488	2,924
42060	LIFE INSURANCE - VRS	5,323	4,950	6,716	778
42070	DISABILITY (VLDP)	235	143	215	166
42080	DENTAL INSURANCE	780	273	936	156
42090	UNEMPLOYMENT		567		-
42110	WORKER'S COMP.	17,161	15,004	17,161	567
42190	LODA	2,506	2,505	2,505	(95)
TOTAL FRINGE BENEFITS		157,454	130,506	193,513	25,983
43100	PROFESSIONAL SERVICES		64	10,000	10,000
43110	MEDICAL SERVICES	750	927	1,100	-
43320	SERVICE CONTRACTS	19,500	20,330	31,800	12,290
43330	MAINT & REP.-MACH & EQUIP	500	110	500	-
43336	MAINT & REP.-RADIO EQUIP	1,000		1,000	-
43340	MAINT & REP.-FURN & FIX	350		350	-
43600	ADVERTISING	1,500	1,505	1,500	-
TOTAL PURCHASED SERVICESS		23,600	22,936	36,250	22,290
44200	C.G. - PARTS AND LABOR	1,900	13,311	7,000	500
44307	C.S.-OFFICE SUPPLIES	1,200	530	1,200	-
44309	C.S.-OTHER SUPPLIES	1,776	765	1,500	-
44310	C.G. - FUEL	8,000	5,600	10,200	4,300
TOTAL INTERNAL SERVICES		12,876	20,205	19,900	4,800
45140	HYDRANTS	59,000	59,000	95,000	-
45145	FIRE MUSEUM	1,500	488	1,500	-
45210	POSTAGE	1,000	285	1,000	-
45230	TELECOMMUNICATIONS	3,207	3,264	5,128	359
45350	VEHICLE & EQUIPMENT INS.	4,339	6,893	7,150	820
45360	SURETY BONDS	20	19	20	-
45370	PUB.OFFICIAL LIABILITY IN	1,574	1,680	1,930	120
45380	GENERAL LIABILITY INS.	694	710	750	-
45394	RETIREE H'CARE BENEFIT	2,760	2,530	2,760	-

CITY OF HARRISONBURG, VA
EXPENDITURE BUDGET

FUND - 1000 - GENERAL FUND

FUNCTION - 300 - PUBLIC SAFETY

ACTIVITY - 3200 - FIRE & RESCUE

DEPARTMENT - 320132 - FIRE ADMINISTRATION

ACCOUNT-----	TITLE -----	----- 2020-2021 -----	----- 2021-2022 -----	----- 2022-2023 -----	NET	
		BUDGET	ACTUAL	BUDGET	PROPOSED	CHANGE
45410	LEASE/RENT OF EQUIPMENT	6,200	6,013	6,200	6,200	-
45530	TRAINING & TRAVEL	5,000	2,633	7,000	7,350	350
45810	DUES & MEMBERSHIPS	1,013	1,030	2,482	2,107	(375)
TOTAL OTHER CHARGES		86,307	84,545	130,920	132,194	1,274
46010	OFFICE SUPPLIES	1,500	1,615	1,500	9,000	7,500
46070	REPAIR & MAINT. SUPPLIES	500	65	500	500	-
46078	MAINT & REPAIRS-COMPUTERS	1,000		1,000	1,000	-
46110	UNIFORMS	800	879	800	2,000	1,200
46120	BOOKS & SUBSCRIPTIONS	400	255	400	500	100
46140	OTHER OPERATING SUPPLIES	7,577	9,941	7,000	8,000	1,000
TOTAL MATERIALS & SUPPLIES		11,777	12,755	11,200	21,000	9,800
TOTAL OTHER OPERATING EXPENSES		292,014	270,947	391,783	455,930	64,147
48272	HARDWARE		1,092		5,000	5,000
TOTAL CAPITAL OUTLAY			1,092		5,000	5,000
TOTAL CAPITAL OUTLAY			1,092		5,000	5,000
TOTAL FIRE ADMINISTRATION		771,589	723,914	955,039	1,071,508	116,469

CITY OF HARRISONBURG, VA
EXPENDITURE BUDGET

FUND - 1000 - GENERAL FUND

FUNCTION - 300 - PUBLIC SAFETY

ACTIVITY - 3200 - FIRE & RESCUE

DEPARTMENT - 320232 - FIRE SUPPRESSION

ACCOUNT-----	TITLE -----	BUDGET	2020-2021 ACTUAL	2021-2022 BUDGET	2022-2023 PROPOSED	NET CHANGE
41010	SALARIES & WAGES-REG.	4,061,354	3,971,935	4,021,842	4,209,062	187,220
41020	SALARIES & WAGES-O/T	300,000	446,988	300,000	310,000	10,000
41030	PT SALARIES & WAGES-REG	81,858	70,185	78,899	92,402	13,503
41050	ANNUAL LEAVE - SEPARATION	5,000		4,387	6,975	2,588
41051	SICK LEAVE - SEPARATION	5,000		10,000	20,000	10,000
41053	ANNUAL LEAVE - PAYOUT		847			-
41054	PTO - PAYOUT		1,959			-
41060	PTO - SEPARATION		2,923			-
TOTAL PERSONAL SERVICES		4,453,212	4,494,837	4,415,128	4,638,439	223,311
TOTAL PERSONAL SERVICES		4,453,212	4,494,837	4,415,128	4,638,439	223,311
42010	FICA	340,671	316,359	337,756	354,841	17,085
42020	RETIREMENT - VRS	499,815	488,591	516,807	619,154	102,347
42050	HEALTH INSURANCE	633,438	569,816	623,368	639,886	16,518
42060	LIFE INSURANCE - VRS	52,121	51,364	53,893	56,402	2,509
42080	DENTAL INSURANCE	11,232	9,412	10,764	10,764	-
42110	WORKER'S COMP.	243,330	212,692	243,330	180,941	(62,389)
42190	LODA	65,169	65,130	65,130	62,560	(2,570)
TOTAL FRINGE BENEFITS		1,845,776	1,713,364	1,851,048	1,924,548	73,500
43100	PROFESSIONAL SERVICES	27,500	20,402	15,000	15,000	-
43110	MEDICAL SERVICES	32,240	28,573	35,000	40,000	5,000
43320	SERVICE CONTRACTS	51,320	31,756	53,600	58,250	4,650
43330	MAINT & REP.-MACH & EQUIP	47,655	44,472	21,000	24,000	3,000
43336	MAINT & REP.-RADIO EQUIP	6,000	2,345	6,000	6,000	-
43350	MAINT & REP.-AUTO EQUIP.	15,000	12,371	15,000	20,250	5,250
43360	MAINT & REP.-BLDGS & GNDS	49,529	57,290	33,500	56,300	22,800
43720	LAUNDRY & DRY CLEANING	500		500	500	-
TOTAL PURCHASED SERVICESS		229,744	197,210	179,600	220,300	40,700
44200	C.G. - PARTS AND LABOR	188,400	244,992	241,200	251,800	10,600
44300	CENTRAL STORES	600	34	600	600	-
44301	C.S.-SMALL EQUIP.SUPPLIES	500		500	500	-
44302	C.S.-POWER.EQUIP.SUPPLIES	500		500	500	-
44304	C.S.-BLDG. & GROUNDS SUPP	10,091	14,658	9,000	9,000	-
44307	C.S.-OFFICE SUPPLIES	500		500	500	-
44309	C.S.-OTHER SUPPLIES	5,577	1,181	5,000	5,000	-
44310	C.G. - FUEL	51,000	34,095	43,800	62,200	18,400
TOTAL INTERNAL SERVICES		257,168	294,961	301,100	330,100	29,000
45110	ELECTRICITY	61,000	54,040	61,000	61,000	-
45120	HEATING	5,000	7,647	5,000	6,000	1,000

CITY OF HARRISONBURG, VA
EXPENDITURE BUDGET

FUND - 1000 - GENERAL FUND

FUNCTION - 300 - PUBLIC SAFETY

ACTIVITY - 3200 - FIRE & RESCUE

DEPARTMENT - 320232 - FIRE SUPPRESSION

ACCOUNT-----	TITLE -----	----- 2020-2021 -----	----- 2021-2022 -----	----- 2022-2023 -----	NET	
		BUDGET	ACTUAL	BUDGET	PROPOSED	CHANGE
45130	WATER & SEWER	12,000	13,607	12,000	14,000	2,000
45230	TELECOMMUNICATIONS	14,367	17,917	11,833	15,322	3,489
45340	PROPERTY INSURANCE	6,407	6,346	6,920	7,220	300
45350	VEHICLE & EQUIPMENT INS.	17,492	18,645	19,440	21,580	2,140
45370	PUB.OFFICIAL LIABILITY IN	13,770	14,694	16,870	17,950	1,080
45380	GENERAL LIABILITY INS.	6,068	6,210	6,520	6,530	10
45390	OTHER INSURANCE	2,700	2,870	2,870	2,870	-
45394	RETIREE H' CARE BENEFIT	70,310	63,271	66,910	62,090	(4,820)
45395	LODA - VOLUNTEERS	950	951	950	910	(40)
45398	LODA CLAIM	28,000	28,017	28,000	28,000	-
45530	TRAINING & TRAVEL	30,000	8,917	30,000	40,000	10,000
45540	EDUCATION	5,000	736	5,000	5,000	-
45810	DUES & MEMBERSHIPS	300	578	300	300	-
45850	FREIGHT & DRAYAGE	500	753	500	1,000	500
TOTAL OTHER CHARGES		273,864	245,198	274,113	289,772	15,659
46010	OFFICE SUPPLIES	4,000	3,651	4,000		(4,000)
46070	REPAIR & MAINT. SUPPLIES	34,570	30,166	20,000	30,000	10,000
46078	MAINT & REPAIRS-COMPUTERS	2,300	714	2,300	2,300	-
46090	POWERED EQUIPMENT SUPPLY	1,500	506	1,500	1,500	-
46110	UNIFORMS	30,000	31,176	22,500	49,140	26,640
46111	TURN OUT GEAR	101,248	105,275	20,000	113,515	93,515
46120	BOOKS & SUBSCRIPTIONS	900	1,822	900	1,000	100
46140	OTHER OPERATING SUPPLIES	25,692	28,014	25,000	25,000	-
46170	EMS/MEDICAL SUPPLIES	40,298	56,662	36,750	73,600	36,850
TOTAL MATERIALS & SUPPLIES		240,508	257,987	132,950	296,055	163,105
TOTAL OTHER OPERATING EXPENSES		2,847,060	2,708,720	2,738,811	3,060,775	321,964
48113	EQUIPMENT	275,037	276,557	20,000	46,600	26,600
48114	FIRE HOSE	4,000	5,855	4,000	5,000	1,000
48121	FURNITURE & FIXTURES		4,935			-
48131	RADIO EQUIPMENT				8,000	8,000
48151	MOTOR VEHICLES & EQUIP.	56,225	56,225		50,000	50,000
48165	FIRE TRUCK				1,750,000	1,750,000
48181	BUILDINGS & GROUNDS		312			-
48203	FIRE PROGRAMS FUND	514,107	69,215	186,412	197,979	11,567
48272	HARDWARE	13,289	19,268		3,200	3,200
48273	SOFTWARE		3,000			-
TOTAL CAPITAL OUTLAY		862,658	435,369	210,412	2,060,779	1,850,367
TOTAL CAPITAL OUTLAY		862,658	435,369	210,412	2,060,779	1,850,367

CITY OF HARRISONBURG, VA
EXPENDITURE BUDGET

FUND - 1000 - GENERAL FUND
 FUNCTION - 300 - PUBLIC SAFETY
 ACTIVITY - 3200 - FIRE & RESCUE
 DEPARTMENT - 320232 - FIRE SUPPRESSION

ACCOUNT-----	TITLE -----	-----	2020-2021 -----	2021-2022	2022-2023	NET
		BUDGET	ACTUAL	BUDGET	PROPOSED	CHANGE
TOTAL FIRE SUPPRESSION		8,162,929	7,638,926	7,364,351	9,759,993	2,395,642

CITY OF HARRISONBURG, VA
EXPENDITURE BUDGET

FUND - 1000 - GENERAL FUND
FUNCTION - 300 - PUBLIC SAFETY
ACTIVITY - 3200 - FIRE & RESCUE
DEPARTMENT - 320332 - FIRE PREVENTION

ACCOUNT-----	TITLE -----	----- 2020-2021 -----	----- 2021-2022 -----	----- 2022-2023 -----	NET
		BUDGET	ACTUAL	PROPOSED	CHANGE
41010	SALARIES & WAGES-REG.	315,398	289,760	375,263	8,553
41020	SALARIES & WAGES-O/T	71,898	11,001	72,135	(3,998)
41030	PT SALARIES & WAGES-REG	31,450	25,045	31,674	2,580
41060	PTO - SEPARATION		2,366		-
TOTAL PERSONAL SERVICES		418,746	328,173	479,072	7,135
TOTAL PERSONAL SERVICES		418,746	328,173	479,072	7,135
42010	FICA	32,034	23,628	36,649	545
42020	RETIREMENT - VRS	39,373	35,951	48,222	8,238
42050	HEALTH INSURANCE	49,102	33,235	45,972	10,438
42060	LIFE INSURANCE - VRS	4,107	3,749	5,028	115
42070	DISABILITY (VLDP)	195	16	407	(9)
42080	DENTAL INSURANCE	780	468	936	-
42110	WORKER'S COMP.	19,821	17,940	20,097	(4,502)
42190	LODA	3,342	2,505	2,505	(95)
TOTAL FRINGE BENEFITS		148,754	117,493	159,816	14,730
43110	MEDICAL SERVICES	750	477	1,100	-
43320	SERVICE CONTRACTS		898		1,150
43330	MAINT & REP.-MACH & EQUIP	500		2,000	-
43336	MAINT & REP.-RADIO EQUIP	1,000		1,000	-
43350	MAINT & REP.-AUTO EQUIP.		130		-
TOTAL PURCHASED SERVICESS		2,250	1,505	4,100	1,150
44200	C.G. - PARTS AND LABOR	11,900	6,391	22,800	1,500
44310	C.G. - FUEL	6,500	6,068	8,900	3,700
TOTAL INTERNAL SERVICES		18,400	12,459	31,700	5,200
45230	TELECOMMUNICATIONS	6,055	4,155	6,593	500
45350	VEHICLE & EQUIPMENT INS.	2,142	1,996	2,070	240
45370	PUB.OFFICIAL LIABILITY IN	1,216	1,298	1,490	90
45380	GENERAL LIABILITY INS.	536	549	580	-
45394	RETIREE H'CARE BENEFIT	6,240	5,720	6,240	-
45530	TRAINING & TRAVEL	6,000	3,939	6,800	340
45810	DUES & MEMBERSHIPS	1,090	915	1,450	200
TOTAL OTHER CHARGES		23,279	18,571	25,223	1,370
46010	OFFICE SUPPLIES	1,000	368	1,500	(1,500)
46078	MAINT & REPAIRS-COMPUTERS	1,000		1,200	-
46110	UNIFORMS	750	1,057	950	285
46112	FIRE PREVENTION WEEK EXP.	5,000	4,974	5,000	2,000

CITY OF HARRISONBURG, VA
EXPENDITURE BUDGET

FUND - 1000 - GENERAL FUND
 FUNCTION - 300 - PUBLIC SAFETY
 ACTIVITY - 3200 - FIRE & RESCUE
 DEPARTMENT - 320332 - FIRE PREVENTION

ACCOUNT-----	TITLE -----	----- 2020-2021 -----		2021-2022	2022-2023	NET
		BUDGET	ACTUAL	BUDGET	PROPOSED	CHANGE
46113	PIZZA PROGRAM PROMOTION	6,000	7,587	6,000	6,000	-
46120	BOOKS & SUBSCRIPTIONS	5,000	3,423	5,000	2,500	(2,500)
46140	OTHER OPERATING SUPPLIES	12,237	15,408	15,000	25,000	10,000
TOTAL MATERIALS & SUPPLIES		30,987	32,817	34,650	42,935	8,285
TOTAL OTHER OPERATING EXPENSES		223,670	182,844	255,489	286,224	30,735
48113	EQUIPMENT				9,600	9,600
48272	HARDWARE			1,000	1,000	-
TOTAL CAPITAL OUTLAY				1,000	10,600	9,600
TOTAL CAPITAL OUTLAY				1,000	10,600	9,600
TOTAL FIRE PREVENTION		642,416	511,017	735,561	783,031	47,470

CITY OF HARRISONBURG, VA
EXPENDITURE BUDGET

FUND - 1000 - GENERAL FUND
FUNCTION - 300 - PUBLIC SAFETY
ACTIVITY - 3200 - FIRE & RESCUE
DEPARTMENT - 320432 - FIRE TRAINING

ACCOUNT-----	TITLE -----	----- 2020-2021 -----	----- 2021-2022 -----	----- 2022-2023 -----	NET	
		BUDGET	ACTUAL	BUDGET	PROPOSED	CHANGE
41010	SALARIES & WAGES-REG.	236,207	158,574	147,762	154,911	7,149
TOTAL PERSONAL SERVICES		236,207	158,574	147,762	154,911	7,149
TOTAL PERSONAL SERVICES		236,207	158,574	147,762	154,911	7,149
42010	FICA	18,071	11,537	11,304	11,850	546
42020	RETIREMENT - VRS	29,710	19,344	18,987	22,788	3,801
42050	HEALTH INSURANCE	24,174	13,532	14,762	15,500	738
42060	LIFE INSURANCE - VRS	3,099	2,017	1,980	2,076	96
42080	DENTAL INSURANCE	468	169	312	312	-
42110	WORKER'S COMP.	11,605	8,640	11,605	6,230	(5,375)
42190	LODA	1,671	1,670	1,670	1,600	(70)
TOTAL FRINGE BENEFITS		88,798	56,910	60,620	60,356	(264)
43110	MEDICAL SERVICES	750	250	550	550	-
43320	SERVICE CONTRACTS	10,300	8,887	11,850	13,703	1,853
43330	MAINT & REP.-MACH & EQUIP	750	2,595	750	750	-
43336	MAINT & REP.-RADIO EQUIP	1,000		1,000	1,000	-
43340	MAINT & REP.-FURN & FIX	300		300	300	-
43360	MAINT & REP.-BLDGS & GNDS	1,000	5,735	6,000	31,000	25,000
TOTAL PURCHASED SERVICES		14,100	17,467	20,450	47,303	26,853
44200	C.G. - PARTS AND LABOR	4,450	1,511	13,300	12,900	(400)
44304	C.S.-BLDG. & GROUNDS SUPP	50	253			-
44310	C.G. - FUEL	3,200	3,173	5,600	7,900	2,300
TOTAL INTERNAL SERVICES		7,700	4,936	18,900	20,800	1,900
45110	ELECTRICITY	2,500	1,908	2,500	2,500	-
45130	WATER & SEWER		493		500	500
45230	TELECOMMUNICATIONS	2,537	2,972	1,451	1,930	479
45340	PROPERTY INSURANCE	115	272	300	310	10
45350	VEHICLE & EQUIPMENT INS.	1,087	1,069	1,110	1,240	130
45370	PUB.OFFICIAL LIABILITY IN	553	590	680	720	40
45380	GENERAL LIABILITY INS.	243	249	260	260	-
45530	TRAINING & TRAVEL	6,000	1,483	4,000	4,200	200
45540	EDUCATION		2,529			-
45560	REGIONAL ACADEMY			3,000	3,000	-
45810	DUES & MEMBERSHIPS	719	414	519	725	206
45850	FREIGHT & DRAYAGE	75	94	75	75	-
TOTAL OTHER CHARGES		13,829	12,073	13,895	15,460	1,565
46010	OFFICE SUPPLIES	500	478	500		(500)

CITY OF HARRISONBURG, VA
EXPENDITURE BUDGET

FUND - 1000 - GENERAL FUND
 FUNCTION - 300 - PUBLIC SAFETY
 ACTIVITY - 3200 - FIRE & RESCUE
 DEPARTMENT - 320432 - FIRE TRAINING

ACCOUNT-----	TITLE -----	----- 2020-2021 -----		2021-2022	2022-2023	NET
		BUDGET	ACTUAL	BUDGET	PROPOSED	CHANGE
46070	REPAIR & MAINT. SUPPLIES	500	22	500	500	-
46078	MAINT & REPAIRS-COMPUTERS	800		800	800	-
46090	POWERED EQUIPMENT SUPPLY		297			-
46110	UNIFORMS	600	2,404	600	780	180
46120	BOOKS & SUBSCRIPTIONS	2,500	2,563	2,500	2,500	-
46140	OTHER OPERATING SUPPLIES	3,000	7,205	3,000	3,000	-
46170	EMS/MEDICAL SUPPLIES		110			-
TOTAL MATERIALS & SUPPLIES		7,900	13,079	7,900	7,580	(320)
TOTAL OTHER OPERATING EXPENSES		132,327	104,465	121,765	151,499	29,734
48113	EQUIPMENT		2,561			-
TOTAL CAPITAL OUTLAY			2,561			-
TOTAL CAPITAL OUTLAY			2,561			-
TOTAL FIRE TRAINING		368,534	265,601	269,527	306,410	36,883

CITY OF HARRISONBURG, VA
EXPENDITURE BUDGET

FUND - 1000 - GENERAL FUND
 FUNCTION - 300 - PUBLIC SAFETY
 ACTIVITY - 3200 - FIRE & RESCUE
 DEPARTMENT - 320732 - CHILD SAFETY ALLIANCE

ACCOUNT-----	TITLE -----	----- 2020-2021 -----	----- 2021-2022 -----	----- 2022-2023 -----	NET	
		BUDGET	ACTUAL	BUDGET	PROPOSED	CHANGE
41010	SALARIES & WAGES-REG.	34,108	34,086			-
41020	SALARIES & WAGES-O/T	1,500				-
TOTAL PERSONAL SERVICES		35,608	34,086			-
TOTAL PERSONAL SERVICES		35,608	34,086			-
42010	FICA	2,725	2,608			-
42020	RETIREMENT - VRS	4,190	4,190			-
42060	LIFE INSURANCE - VRS	437	437			-
42070	DISABILITY (VLDP)	172	173			-
42080	DENTAL INSURANCE	156				-
42110	WORKER'S COMP.	276	248			-
TOTAL FRINGE BENEFITS		7,956	7,656			-
45230	TELECOMMUNICATIONS	986	1,154			-
45530	TRAINING & TRAVEL	800				-
TOTAL OTHER CHARGES		1,786	1,154			-
46010	OFFICE SUPPLIES	500	35			-
46078	MAINT & REPAIRS-COMPUTERS	200				-
46110	UNIFORMS	200	148			-
46140	OTHER OPERATING SUPPLIES	3,000	596			-
TOTAL MATERIALS & SUPPLIES		3,900	779			-
TOTAL OTHER OPERATING EXPENSES		13,642	9,588			-
TOTAL CHILD SAFETY ALLIANCE		49,250	43,674			-

CITY OF HARRISONBURG, VA
EXPENDITURE BUDGET

FUND - 1000 - GENERAL FUND
 FUNCTION - 300 - PUBLIC SAFETY
 ACTIVITY - 3300 - CORRECTION & DETENTION
 DEPARTMENT - 330231 - COURT APPOINTED ATTORNEY

ACCOUNT-----	TITLE -----	----- 2020-2021 -----	2021-2022	2022-2023	NET	
		BUDGET	ACTUAL	BUDGET	PROPOSED	CHANGE
43151	COURT APPOINTED ATTORNEY	75,000	39,922	60,000	60,000	-
TOTAL PURCHASED SERVICESS		75,000	39,922	60,000	60,000	-
TOTAL OTHER OPERATING EXPENSES		75,000	39,922	60,000	60,000	-
TOTAL COURT APPOINTED ATTORNEY		75,000	39,922	60,000	60,000	-

CITY OF HARRISONBURG, VA
EXPENDITURE BUDGET

FUND - 1000 - GENERAL FUND
FUNCTION - 300 - PUBLIC SAFETY
ACTIVITY - 3300 - CORRECTION & DETENTION
DEPARTMENT - 330511 - REGIONAL JUVENILE HOME

ACCOUNT-----	TITLE -----	-----	2020-2021 -----	2021-2022	2022-2023	NET
		BUDGET	ACTUAL	BUDGET	PROPOSED	CHANGE
47030	JUVENILE DETENTION HOME	226,896	226,896	228,304	196,030	(32,274)
TOTAL PMT. TO JOINT OPERATIONS		226,896	226,896	228,304	196,030	(32,274)
TOTAL OTHER OPERATING EXPENSES		226,896	226,896	228,304	196,030	(32,274)
TOTAL REGIONAL JUVENILE HOME		226,896	226,896	228,304	196,030	(32,274)

CITY OF HARRISONBURG, VA
EXPENDITURE BUDGET

FUND - 1000 - GENERAL FUND
 FUNCTION - 300 - PUBLIC SAFETY
 ACTIVITY - 3300 - CORRECTION & DETENTION
 DEPARTMENT - 330711 - REGIONAL JAIL

ACCOUNT-----	TITLE -----	----- 2020-2021 -----		2021-2022	2022-2023	NET
		BUDGET	ACTUAL	BUDGET	PROPOSED	CHANGE
47074	MRRJ-OPERATING	1,647,136	1,594,134	1,776,319	1,819,085	42,766
47075	MRRJ-DEBT SERVICE	289,780	289,776	297,900	283,793	(14,107)
47076	MRRJ-BUY-IN AGREEMENT	1,076,299	1,076,298	1,076,299	1,076,299	-
TOTAL PMT. TO JOINT OPERATIONS		3,013,215	2,960,207	3,150,518	3,179,177	28,659
TOTAL OTHER OPERATING EXPENSES		3,013,215	2,960,207	3,150,518	3,179,177	28,659
TOTAL REGIONAL JAIL		3,013,215	2,960,207	3,150,518	3,179,177	28,659

CITY OF HARRISONBURG, VA
EXPENDITURE BUDGET

FUND - 1000 - GENERAL FUND
FUNCTION - 300 - PUBLIC SAFETY
ACTIVITY - 3400 - INSPECTIONS
DEPARTMENT - 340121 - BUILDING INSPECTION

ACCOUNT-----	TITLE -----	----- 2020-2021 -----	----- 2021-2022 -----	----- 2022-2023 -----	NET	
BUDGET	ACTUAL	BUDGET	PROPOSED	CHANGE		
41010	SALARIES & WAGES-REG.	646,090	601,499	661,211	705,979	44,768
41017	STAND BY PAY	7,791	6,405	7,791	8,450	659
41020	SALARIES & WAGES-O/T	240		240	240	-
41027	STANDBY & BLENDED - OT	1,000	643	1,000	1,000	-
41053	ANNUAL LEAVE - PAYOUT		2,248			-
TOTAL PERSONAL SERVICES		655,121	610,795	670,242	715,669	45,427
TOTAL PERSONAL SERVICES		655,121	610,795	670,242	715,669	45,427
42010	FICA	52,511	42,512	51,274	54,749	3,475
42020	RETIREMENT - VRS	84,795	75,074	84,966	103,850	18,884
42050	HEALTH INSURANCE	89,684	76,903	93,032	102,159	9,127
42060	LIFE INSURANCE - VRS	8,843	7,829	8,860	9,460	600
42070	DISABILITY (VLDP)	737	970	1,214	1,306	92
42080	DENTAL INSURANCE	1,716	1,404	1,716	1,716	-
42110	WORKER'S COMP.	4,391	3,827	4,391	3,048	(1,343)
TOTAL FRINGE BENEFITS		242,677	208,518	245,453	276,288	30,835
43110	MEDICAL SERVICES		200			-
43320	SERVICE CONTRACTS		640		716	716
43600	ADVERTISING	500		3,000	3,000	-
43875	DEMOLITION OF BUILDINGS	2,500		2,500	2,500	-
TOTAL PURCHASED SERVICES		3,000	840	5,500	6,216	716
44200	C.G. - PARTS AND LABOR	4,950	4,786	9,000	10,100	1,100
44300	CENTRAL STORES	778	1,398		500	500
44310	C.G. - FUEL	4,000	2,287	3,200	4,500	1,300
TOTAL INTERNAL SERVICES		9,728	8,471	12,200	15,100	2,900
45210	POSTAGE	960		960	960	-
45230	TELECOMMUNICATIONS	5,172	3,721	3,948	3,396	(552)
45350	VEHICLE & EQUIPMENT INS.	1,396	1,625	1,690	1,880	190
45360	SURETY BONDS	13	12	10	10	-
45370	PUB.OFFICIAL LIABILITY IN	1,712	1,827	2,100	2,230	130
45380	GENERAL LIABILITY INS.	754	772	810	810	-
45394	RETIREE H'CARE BENEFIT	2,760	2,530	2,760	2,760	-
45410	LEASE/RENT OF EQUIPMENT	2,324	2,226	2,324	2,324	-
45530	TRAINING & TRAVEL	9,930	1,195	11,044	12,086	1,042
45810	DUES & MEMBERSHIPS	1,999	1,907	1,889	2,052	163
TOTAL OTHER CHARGES		27,020	15,815	27,535	28,508	973
46010	OFFICE SUPPLIES	2,035	683	1,500	1,500	-

CITY OF HARRISONBURG, VA
EXPENDITURE BUDGET

FUND - 1000 - GENERAL FUND

FUNCTION - 300 - PUBLIC SAFETY

ACTIVITY - 3400 - INSPECTIONS

DEPARTMENT - 340121 - BUILDING INSPECTION

ACCOUNT-----	TITLE -----	----- 2020-2021 -----	----- 2021-2022 -----	2022-2023	NET
		BUDGET	ACTUAL	PROPOSED	CHANGE
46110	UNIFORMS	2,817	808	2,765	-
46120	BOOKS & SUBSCRIPTIONS	500	3,501	1,040	(10,939)
46140	OTHER OPERATING SUPPLIES	1,000	852	800	50
TOTAL MATERIALS & SUPPLIES		6,352	5,845	6,105	(10,889)
TOTAL OTHER OPERATING EXPENSES		288,777	239,488	332,217	24,535
48151	MOTOR VEHICLES & EQUIP.	31,292	203		-
48171	EDP EQUIPMENT			5,280	1,170
48271	EDP EQUIPMENT	173	2,204		-
48273	SOFTWARE		94	941	(941)
TOTAL CAPITAL OUTLAY		31,465	2,501	6,450	229
TOTAL CAPITAL OUTLAY		31,465	2,501	6,450	229
TOTAL BUILDING INSPECTION		975,363	852,784	984,145	70,191

CITY OF HARRISONBURG, VA
EXPENDITURE BUDGET

FUND - 1000 - GENERAL FUND
FUNCTION - 300 - PUBLIC SAFETY
ACTIVITY - 3500 - OTHER PROTECTION
DEPARTMENT - 350131 - ANIMAL CONTROL

ACCOUNT-----	TITLE -----	----- 2020-2021 -----	----- 2021-2022 -----	----- 2022-2023 -----	NET
		BUDGET	ACTUAL	PROPOSED	CHANGE
41010	SALARIES & WAGES-REG.	84,904	84,848	90,505	4,265
41016	UNIFORM CLEANING ALLOW.	600	600	600	-
41020	SALARIES & WAGES-O/T	2,500	2,046	2,500	-
TOTAL PERSONAL SERVICES		88,004	87,494	93,605	4,265
TOTAL PERSONAL SERVICES		88,004	87,494	93,605	4,265
42010	FICA	6,733	6,277	7,161	326
42020	RETIREMENT - VRS	10,396	10,393	13,314	2,232
42050	HEALTH INSURANCE	9,580	8,781	10,059	479
42060	LIFE INSURANCE - VRS	1,085	1,084	1,213	57
42070	DISABILITY (VLDP)	182	183	190	5
42080	DENTAL INSURANCE	312	312	312	-
42110	WORKER'S COMP.	2,566	3,051	2,896	(167)
42190	LODA	836	835	800	(35)
TOTAL FRINGE BENEFITS		31,690	30,916	35,945	2,897
43100	PROFESSIONAL SERVICES	2,500	417	2,500	-
TOTAL PURCHASED SERVICES		2,500	417	2,500	-
45350	VEHICLE & EQUIPMENT INS.	909	596	690	70
45370	PUB.OFFICIAL LIABILITY IN	780	832	1,020	60
45380	GENERAL LIABILITY INS.	3,264	3,036	3,400	180
45530	TRAINING & TRAVEL	3,021		3,192	-
45810	DUES & MEMBERSHIPS	400		70	-
TOTAL OTHER CHARGES		8,374	4,464	8,372	310
46100	POLICE SUPPLIES			3,100	(190)
46110	UNIFORMS	3,000	219	3,300	-
46140	OTHER OPERATING SUPPLIES		1,101		-
TOTAL MATERIALS & SUPPLIES		3,000	1,320	6,400	(190)
TOTAL OTHER OPERATING EXPENSES		45,564	37,117	50,010	3,017
48140	BULLET PROOF VESTS			860	860
TOTAL CAPITAL OUTLAY				860	860
TOTAL CAPITAL OUTLAY				860	860

04/12/2022

CITY OF HARRISONBURG, VA
EXPENDITURE BUDGET

FUND - 1000 - GENERAL FUND
FUNCTION - 300 - PUBLIC SAFETY
ACTIVITY - 3500 - OTHER PROTECTION
DEPARTMENT - 350131 - ANIMAL CONTROL

ACCOUNT-----	TITLE -----	-----	2020-2021 -----	2021-2022	2022-2023	NET
		BUDGET	ACTUAL	BUDGET	PROPOSED	CHANGE
TOTAL ANIMAL CONTROL		133,568	124,611	139,350	147,492	8,142

CITY OF HARRISONBURG, VA
EXPENDITURE BUDGET

FUND - 1000 - GENERAL FUND
 FUNCTION - 300 - PUBLIC SAFETY
 ACTIVITY - 3500 - OTHER PROTECTION
 DEPARTMENT - 350511 - ANIMAL CONTROL (SPCA)

ACCOUNT-----	TITLE -----	----- 2020-2021 -----	----- 2021-2022 -----	----- 2022-2023 -----	NET	
		BUDGET	ACTUAL	BUDGET	PROPOSED	CHANGE
45657	SPCA	327,940	328,279	323,573	463,632	140,059
TOTAL OTHER CHARGES		327,940	328,279	323,573	463,632	140,059
TOTAL OTHER OPERATING EXPENSES		327,940	328,279	323,573	463,632	140,059
TOTAL ANIMAL CONTROL (SPCA)		327,940	328,279	323,573	463,632	140,059

CITY OF HARRISONBURG, VA
EXPENDITURE BUDGET

FUND - 1000 - GENERAL FUND
 FUNCTION - 300 - PUBLIC SAFETY
 ACTIVITY - 3500 - OTHER PROTECTION
 DEPARTMENT - 350532 - EMERGENCY SERVICES

ACCOUNT-----	TITLE -----	----- 2020-2021 -----	----- 2021-2022 -----	----- 2022-2023 -----	NET	
		BUDGET	ACTUAL	BUDGET	PROPOSED	CHANGE
41010	SALARIES & WAGES-REG.				32,105	32,105
41030	PT SALARIES & WAGES-REG		14,810	17,503		(17,503)
TOTAL PERSONAL SERVICES			14,810	17,503	32,105	14,602
TOTAL PERSONAL SERVICES			14,810	17,503	32,105	14,602
42010	FICA		1,133	1,339	2,456	1,117
42020	RETIREMENT - VRS				4,723	4,723
42050	HEALTH INSURANCE				4,941	4,941
42060	LIFE INSURANCE - VRS				430	430
42070	DISABILITY (VLDP)				170	170
42080	DENTAL INSURANCE				78	78
42110	WORKER'S COMP.				1,366	1,366
TOTAL FRINGE BENEFITS			1,133	1,339	14,164	12,825
43320	SERVICE CONTRACTS				3,000	3,000
43330	MAINT & REP.-MACH & EQUIP				16,000	16,000
TOTAL PURCHASED SERVICES					19,000	19,000
45230	TELECOMMUNICATIONS		162	486		(486)
45350	VEHICLE & EQUIPMENT INS.	316	294	310	340	30
45370	PUB.OFFICIAL LIABILITY IN	155	165	190	200	10
45380	GENERAL LIABILITY INS.	68	70	70	70	-
45530	TRAINING & TRAVEL	42,292	20,684	700	700	-
TOTAL OTHER CHARGES		42,831	21,375	1,756	1,310	(446)
46010	OFFICE SUPPLIES	1,500	329	1,500		(1,500)
46070	REPAIR & MAINT. SUPPLIES	750	148	750	750	-
46120	BOOKS & SUBSCRIPTIONS	500		500	500	-
46140	OTHER OPERATING SUPPLIES	13,593	3,583	13,500	13,500	-
46145	SAFETY MATERIALS	1,000		1,000	1,000	-
46155	4-FOR-LIFE	34,848	8,773	33,652	33,652	-
46160	HAZ-MAT SUPPLIES	21,500	20,710	21,500	21,500	-
TOTAL MATERIALS & SUPPLIES		73,691	33,544	72,402	70,902	(1,500)
TOTAL OTHER OPERATING EXPENSES		116,522	56,052	75,497	105,376	29,879
48113	EQUIPMENT	233,741	118,448		4,000	4,000
48273	SOFTWARE	7,500	22,078	7,500	15,000	7,500
TOTAL CAPITAL OUTLAY		241,241	140,526	7,500	19,000	11,500

CITY OF HARRISONBURG, VA
EXPENDITURE BUDGET

FUND - 1000 - GENERAL FUND
 FUNCTION - 300 - PUBLIC SAFETY
 ACTIVITY - 3500 - OTHER PROTECTION
 DEPARTMENT - 350532 - EMERGENCY SERVICES

ACCOUNT-----	TITLE -----	----- 2020-2021 -----	----- 2021-2022 -----	----- 2022-2023 -----	NET	
		BUDGET	ACTUAL	BUDGET	PROPOSED	CHANGE
TOTAL CAPITAL OUTLAY		241,241	140,526	7,500	19,000	11,500
TOTAL EMERGENCY SERVICES		357,762	211,389	100,500	156,481	55,981

CITY OF HARRISONBURG, VA
EXPENDITURE BUDGET

FUND - 1000 - GENERAL FUND
 FUNCTION - 300 - PUBLIC SAFETY
 ACTIVITY - 3500 - OTHER PROTECTION
 DEPARTMENT - 350932 - COMMUNITY PARAMEDIC

ACCOUNT-----	TITLE -----	----- 2020-2021 -----	2021-2022	2022-2023	NET	
		BUDGET	ACTUAL	BUDGET	PROPOSED	CHANGE
41010	SALARIES & WAGES-REG.				100,000	100,000
41020	SALARIES & WAGES-O/T				9,000	9,000
41030	PT SALARIES & WAGES-REG				29,952	29,952
TOTAL PERSONAL SERVICES					138,952	138,952
TOTAL PERSONAL SERVICES					138,952	138,952
42010	FICA				10,630	10,630
42020	RETIREMENT - VRS				14,710	14,710
42050	HEALTH INSURANCE				19,765	19,765
42060	LIFE INSURANCE - VRS				1,340	1,340
42080	DENTAL INSURANCE				312	312
TOTAL FRINGE BENEFITS					46,757	46,757
43100	PROFESSIONAL SERVICES				18,000	18,000
TOTAL PURCHASED SERVICES					18,000	18,000
45230	TELECOMMUNICATIONS				1,000	1,000
45530	TRAINING & TRAVEL				782	782
45820	CERTIFICATIONS				2,400	2,400
TOTAL OTHER CHARGES					4,182	4,182
46110	UNIFORMS				3,240	3,240
46170	EMS/MEDICAL SUPPLIES				500	500
TOTAL MATERIALS & SUPPLIES					3,740	3,740
TOTAL OTHER OPERATING EXPENSES					72,679	72,679
48272	HARDWARE				3,300	3,300
TOTAL CAPITAL OUTLAY					3,300	3,300
TOTAL CAPITAL OUTLAY					3,300	3,300
TOTAL COMMUNITY PARAMEDIC					214,931	214,931

CITY OF HARRISONBURG, VA
EXPENDITURE BUDGET

FUND - 1000 - GENERAL FUND
FUNCTION - 300 - PUBLIC SAFETY
ACTIVITY - 3600 - PUBLIC SAFETY FACILITY
DEPARTMENT - 360241 - PUBLIC SAFETY BUILDING

ACCOUNT-----	TITLE -----	----- 2020-2021 -----	----- 2021-2022 -----	----- 2022-2023 -----	NET	
		BUDGET	ACTUAL	BUDGET	PROPOSED	CHANGE
41010	SALARIES & WAGES-REG.	73,579	73,534	73,227	107,518	34,291
41020	SALARIES & WAGES-O/T				1,477	1,477
TOTAL PERSONAL SERVICES		73,579	73,534	73,227	108,995	35,768
TOTAL PERSONAL SERVICES		73,579	73,534	73,227	108,995	35,768
42010	FICA	5,629	4,799	5,602	8,338	2,736
42020	RETIREMENT - VRS	9,069	9,069	9,410	15,816	6,406
42050	HEALTH INSURANCE	19,552	17,923	19,552	25,559	6,007
42060	LIFE INSURANCE - VRS	946	946	982	1,441	459
42070	DISABILITY (VLDP)				145	145
42080	DENTAL INSURANCE	312	312	312	468	156
42110	WORKER'S COMP.	1,357	1,286	1,357	1,117	(240)
TOTAL FRINGE BENEFITS		36,865	34,334	37,215	52,884	15,669
43110	MEDICAL SERVICES		27			-
43320	SERVICE CONTRACTS	40,853	30,491	37,045	38,000	955
43330	MAINT & REP.-MACH & EQUIP	8,000	10,795	9,000	9,000	-
43360	MAINT & REP.-BLDGS & GNDS	48,227	48,873	20,000	28,000	8,000
43720	LAUNDRY & DRY CLEANING				500	500
TOTAL PURCHASED SERVICES		97,080	90,186	66,045	75,500	9,455
44300	CENTRAL STORES	11,811	13,797	9,700	9,700	-
TOTAL INTERNAL SERVICES		11,811	13,797	9,700	9,700	-
45110	ELECTRICITY	92,000	82,797	92,000	92,000	-
45120	HEATING	20,000	21,184	20,000	2,000	(18,000)
45130	WATER & SEWER	7,500	7,464	7,500	7,500	-
45230	TELECOMMUNICATIONS	1,131	970	1,134	500	(634)
45310	BOILER & MACHINERY INS.	4,000	3,794	4,140	4,300	160
45340	PROPERTY INSURANCE	5,160	5,165	5,630	5,880	250
45370	PUB.OFFICIAL LIABILITY IN	680	725	830	880	50
45380	GENERAL LIABILITY INS.	300	307	320	320	-
TOTAL OTHER CHARGES		130,771	122,406	131,554	113,380	(18,174)
46070	REPAIR & MAINT. SUPPLIES	1,750	1,180	1,750	1,750	-
46110	UNIFORMS	500	149	500	450	(50)
46140	OTHER OPERATING SUPPLIES	2,000	3,432	3,500	3,500	-
TOTAL MATERIALS & SUPPLIES		4,250	4,761	5,750	5,700	(50)

CITY OF HARRISONBURG, VA
EXPENDITURE BUDGET

FUND - 1000 - GENERAL FUND
 FUNCTION - 300 - PUBLIC SAFETY
 ACTIVITY - 3600 - PUBLIC SAFETY FACILITY
 DEPARTMENT - 360241 - PUBLIC SAFETY BUILDING

ACCOUNT-----	TITLE -----	----- 2020-2021 -----		2021-2022	2022-2023	NET
		BUDGET	ACTUAL	BUDGET	PROPOSED	CHANGE
TOTAL OTHER OPERATING EXPENSES		280,777	265,483	250,264	257,164	6,900
48181	BUILDINGS & GROUNDS	101,883	101,883		37,500	37,500
48272	HARDWARE				1,080	1,080
TOTAL CAPITAL OUTLAY		101,883	101,883		38,580	38,580
TOTAL CAPITAL OUTLAY		101,883	101,883		38,580	38,580
TOTAL PUBLIC SAFETY BUILDING		456,240	440,901	323,491	404,739	81,248

CITY OF HARRISONBURG, VA
EXPENDITURE BUDGET

FUND - 1000 - GENERAL FUND
FUNCTION - 400 - PUBLIC WORKS
ACTIVITY - 4100 - STREET MAINTENANCE
DEPARTMENT - 410121 - GENERAL ENGINEERING

ACCOUNT-----	TITLE -----	----- 2020-2021 -----	----- 2021-2022 -----	----- 2022-2023 -----	NET
		BUDGET	ACTUAL	PROPOSED	CHANGE
41010	SALARIES & WAGES-REG.	562,925	421,595	564,347	(51,575)
41050	ANNUAL LEAVE - SEPARATION	8,299	864	10,262	10,262
41051	SICK LEAVE - SEPARATION	4,429	746	10,000	10,000
TOTAL PERSONAL SERVICES		575,653	423,205	584,609	(31,313)
TOTAL PERSONAL SERVICES		575,653	423,205	584,609	(31,313)
42010	FICA	44,038	29,734	44,723	(2,395)
42020	RETIREMENT - VRS	71,083	52,682	83,016	3,870
42050	HEALTH INSURANCE	74,666	54,382	77,433	(11,435)
42060	LIFE INSURANCE - VRS	7,413	5,494	7,562	(691)
42070	DISABILITY (VLDP)	1,016	523	1,385	(110)
42080	DENTAL INSURANCE	1,404	1,053	1,404	(156)
42090	UNEMPLOYMENT		290		-
42110	WORKER'S COMP.	4,347	3,469	2,908	(1,439)
TOTAL FRINGE BENEFITS		203,967	147,047	218,431	(12,356)
43100	PROFESSIONAL SERVICES	2,000	94	2,000	-
43110	MEDICAL SERVICES		50	100	100
43320	SERVICE CONTRACTS	1,100		1,637	537
43600	ADVERTISING	1,800	714	3,000	-
TOTAL PURCHASED SERVICES		4,900	858	6,737	637
44200	C.G. - PARTS AND LABOR	3,950	1,330	3,100	100
44300	CENTRAL STORES	500	185	500	-
44310	C.G. - FUEL	1,800	354	1,900	600
TOTAL INTERNAL SERVICES		6,250	1,869	5,500	700
45210	POSTAGE	960	24	960	-
45220	MESSENGER SVS./PACKAGES	50		50	-
45230	TELECOMMUNICATIONS	708	758	919	218
45350	VEHICLE & EQUIPMENT INS.	1,387	977	1,130	120
45370	PUB.OFFICIAL LIABILITY IN	1,445	1,542	1,880	110
45380	GENERAL LIABILITY INS.	637	652	680	-
45410	LEASE/RENT OF EQUIPMENT	6,124	5,603	6,124	-
45530	TRAINING & TRAVEL	5,470	1,235	3,782	(1,238)
45540	EDUCATION	500		500	-
45810	DUES & MEMBERSHIPS	1,575	3,378	2,885	345
TOTAL OTHER CHARGES		18,856	14,169	18,910	(445)
46010	OFFICE SUPPLIES	1,000	1,391	1,000	-
46110	UNIFORMS	1,700	164	2,055	395

CITY OF HARRISONBURG, VA
EXPENDITURE BUDGET

FUND - 1000 - GENERAL FUND
 FUNCTION - 400 - PUBLIC WORKS
 ACTIVITY - 4100 - STREET MAINTENANCE
 DEPARTMENT - 410121 - GENERAL ENGINEERING

ACCOUNT-----	TITLE -----	----- 2020-2021 -----		2021-2022	2022-2023	NET
		BUDGET	ACTUAL	BUDGET	PROPOSED	CHANGE
46120	BOOKS & SUBSCRIPTIONS	300	60	300	300	-
46140	OTHER OPERATING SUPPLIES	3,000	284	1,500	1,500	-
TOTAL MATERIALS & SUPPLIES		6,000	1,899	4,460	4,855	395
TOTAL OTHER OPERATING EXPENSES		239,973	165,841	265,502	254,433	(11,069)
48171	EDP EQUIPMENT		3,001	6,240	4,720	(1,520)
48271	EDP EQUIPMENT	467	497		1,330	1,330
48273	SOFTWARE		754	1,537	1,000	(537)
TOTAL CAPITAL OUTLAY		467	4,253	7,777	7,050	(727)
TOTAL CAPITAL OUTLAY		467	4,253	7,777	7,050	(727)
TOTAL GENERAL ENGINEERING		816,093	593,298	889,201	846,092	(43,109)

CITY OF HARRISONBURG, VA
EXPENDITURE BUDGET

FUND - 1000 - GENERAL FUND
FUNCTION - 400 - PUBLIC WORKS
ACTIVITY - 4100 - STREET MAINTENANCE
DEPARTMENT - 410141 - PW ADMINISTRATION

		----- 2020-2021 -----		2021-2022	2022-2023	NET
ACCOUNT-----	TITLE -----	BUDGET	ACTUAL	BUDGET	PROPOSED	CHANGE
41010	SALARIES & WAGES-REG.				1,100,607	1,100,607
41020	SALARIES & WAGES-O/T				11,588	11,588
41030	PT SALARIES & WAGES-REG				38,640	38,640
41040	PT SALARIES & WAGES-O/T				1,000	1,000
TOTAL PERSONAL SERVICES					1,151,835	1,151,835
TOTAL PERSONAL SERVICES					1,151,835	1,151,835
42010	FICA				88,115	88,115
42020	RETIREMENT - VRS				161,900	161,900
42050	HEALTH INSURANCE				128,407	128,407
42060	LIFE INSURANCE - VRS				14,748	14,748
42070	DISABILITY (VLDP)				1,819	1,819
42080	DENTAL INSURANCE				2,652	2,652
TOTAL FRINGE BENEFITS					397,641	397,641
43010	MISC. CONTRACTED SERVICES				1,000	1,000
43100	PROFESSIONAL SERVICES				2,500	2,500
43110	MEDICAL SERVICES				1,000	1,000
43140	ENGINEER., ARCH. & MAPPING				2,500	2,500
43310	REPAIRS & MAINTENANCE				2,500	2,500
43320	SERVICE CONTRACTS				44,104	44,104
43600	ADVERTISING				3,000	3,000
43710	UNIFORM MAINTENANCE CONT.				5,100	5,100
TOTAL PURCHASED SERVICESS					61,704	61,704
44302	C.S.-POWER.EQUIP.SUPPLIES				1,000	1,000
TOTAL INTERNAL SERVICES					1,000	1,000
45110	ELECTRICITY				9,000	9,000
45120	HEATING				4,500	4,500
45130	WATER & SEWER				5,000	5,000
45210	POSTAGE				400	400
45220	MESSENGER SVS./PACKAGES				250	250
45230	TELECOMMUNICATIONS				5,640	5,640
45410	LEASE/RENT OF EQUIPMENT				25,000	25,000
45530	TRAINING & TRAVEL				17,500	17,500
45540	EDUCATION				1,500	1,500
45810	DUES & MEMBERSHIPS				1,210	1,210
TOTAL OTHER CHARGES					70,000	70,000
46010	OFFICE SUPPLIES				1,500	1,500

CITY OF HARRISONBURG, VA
EXPENDITURE BUDGET

FUND - 1000 - GENERAL FUND
 FUNCTION - 400 - PUBLIC WORKS
 ACTIVITY - 4100 - STREET MAINTENANCE
 DEPARTMENT - 410141 - PW ADMINISTRATION

ACCOUNT-----	TITLE -----	----- 2020-2021 -----		2021-2022	2022-2023	NET
		BUDGET	ACTUAL	BUDGET	PROPOSED	CHANGE
46070	REPAIR & MAINT. SUPPLIES				2,500	2,500
46120	BOOKS & SUBSCRIPTIONS				500	500
46140	OTHER OPERATING SUPPLIES				1,500	1,500
TOTAL MATERIALS & SUPPLIES					6,000	6,000
TOTAL OTHER OPERATING EXPENSES					536,345	536,345
48121	FURNITURE & FIXTURES				2,000	2,000
48181	BUILDINGS & GROUNDS				1,000	1,000
48272	HARDWARE				2,380	2,380
TOTAL CAPITAL OUTLAY					5,380	5,380
TOTAL CAPITAL OUTLAY					5,380	5,380
TOTAL PW ADMINISTRATION					1,693,560	1,693,560

CITY OF HARRISONBURG, VA
EXPENDITURE BUDGET

FUND - 1000 - GENERAL FUND
FUNCTION - 400 - PUBLIC WORKS
ACTIVITY - 4100 - STREET MAINTENANCE
DEPARTMENT - 410241 - HIGHWAY & STREET MAINT.

ACCOUNT-----	TITLE -----	BUDGET	ACTUAL	BUDGET	PROPOSED	NET CHANGE
		----- 2020-2021 -----	-----	2021-2022	2022-2023	
41010	SALARIES & WAGES-REG.	1,836,984	1,817,414	2,122,657	1,038,317	(1,084,340)
41017	STAND BY PAY	7,831	5,488	7,831	8,484	653
41020	SALARIES & WAGES-O/T	25,800	15,947	24,755	13,245	(11,510)
41027	STANDBY & BLENDED - OT	4,500	2,486	4,500	9,000	4,500
41030	PT SALARIES & WAGES-REG	40,772	29,321	77,779	38,640	(39,139)
41040	PT SALARIES & WAGES-O/T	1,000	964	1,000	1,000	-
41053	ANNUAL LEAVE - PAYOUT		4,993			-
41060	PTO - SEPARATION		7,823			-
TOTAL PERSONAL SERVICES		1,916,887	1,884,435	2,238,522	1,108,686	(1,129,836)
TOTAL PERSONAL SERVICES		1,916,887	1,884,435	2,238,522	1,108,686	(1,129,836)
42010	FICA	128,273	132,179	171,248	84,814	(86,434)
42020	RETIREMENT - VRS	230,608	227,110	272,763	152,737	(120,026)
42050	HEALTH INSURANCE	280,532	263,595	322,496	180,039	(142,457)
42060	LIFE INSURANCE - VRS	25,214	23,725	28,444	13,914	(14,530)
42070	DISABILITY (VLDP)	2,568	1,769	3,319	2,337	(982)
42080	DENTAL INSURANCE	6,708	4,940	6,396	3,588	(2,808)
42110	WORKER'S COMP.	60,902	51,622	60,902	40,463	(20,439)
TOTAL FRINGE BENEFITS		734,805	704,940	865,568	477,892	(387,676)
43010	MISC. CONTRACTED SERVICES	23,000	8,800	19,000	19,000	-
43100	PROFESSIONAL SERVICES	2,500	196	2,500	2,500	-
43110	MEDICAL SERVICES	2,000	1,802	2,000	2,000	-
43140	ENGINEER., ARCH. & MAPPING	2,500		2,500	2,500	-
43310	REPAIRS & MAINTENANCE	2,000	93	2,000	2,000	-
43320	SERVICE CONTRACTS	15,143	11,557	16,617	1,407	(15,210)
43325	TIPPING FEE-CO LANDFILL	2,000	1,363	2,000	2,000	-
43330	MAINT & REP.-MACH & EQUIP	10,000	3,257	10,000	10,000	-
43340	MAINT & REP.-FURN & FIX	1,500		1,500	1,500	-
43350	MAINT & REP.-AUTO EQUIP.	12,000		15,000	15,000	-
43360	MAINT & REP.-BLDGS & GNDS	5,000	6,404	12,500	7,500	(5,000)
43372	MAINT & REP.-BRIDGES	164,869	43,375	150,000	150,000	-
43374	MAINT & REP.-ALLOWABLE	2,681,747	2,152,945	1,850,000	2,250,000	400,000
43375	MAINT & REP.-NON-ALLOW.	25,000	2,779	25,000	25,000	-
43376	MAINT & REP.-TRAILS/BRIDG	20,000	7,246	20,000	20,000	-
43600	ADVERTISING	2,000	2,224	3,000	3,000	-
43710	UNIFORM MAINTENANCE CONT.	13,200	9,647	13,200	6,900	(6,300)
43720	LAUNDRY & DRY CLEANING	2,000		2,000	2,000	-
43890	STATE FEES AND PERMITS	500	116	500	500	-
43891	FEDERAL FEES	1,000		1,000	1,000	-
TOTAL PURCHASED SERVICES		2,987,959	2,251,802	2,150,317	2,523,807	373,490
44200	C.G. - PARTS AND LABOR	227,600	199,859	253,000	264,300	11,300

CITY OF HARRISONBURG, VA
EXPENDITURE BUDGET

FUND - 1000 - GENERAL FUND
 FUNCTION - 400 - PUBLIC WORKS
 ACTIVITY - 4100 - STREET MAINTENANCE
 DEPARTMENT - 410241 - HIGHWAY & STREET MAINT.

ACCOUNT-----	TITLE -----	----- 2020-2021 -----	----- 2021-2022 -----	----- 2022-2023 -----	NET	
		BUDGET	ACTUAL	BUDGET	PROPOSED	CHANGE
44302	C.S.-POWER.EQUIP.SUPPLIES	18,092	14,150	15,000	15,000	-
44310	C.G. - FUEL	82,000	70,810	78,700	111,900	33,200
TOTAL INTERNAL SERVICES		327,692	284,820	346,700	391,200	44,500
45110	ELECTRICITY	18,000	17,349	18,000	9,000	(9,000)
45120	HEATING	9,000	6,717	9,000	4,500	(4,500)
45130	WATER & SEWER	5,000	4,272	5,000		(5,000)
45210	POSTAGE	400	247	400	400	-
45220	MESSENGER SVS./PACKAGES	100		100	100	-
45230	TELECOMMUNICATIONS	23,279	24,907	21,646	15,610	(6,036)
45310	BOILER & MACHINERY INS.	156	148	160	170	10
45340	PROPERTY INSURANCE	1,696	1,681	1,830	1,910	80
45350	VEHICLE & EQUIPMENT INS.	28,083	28,673	29,920	33,180	3,260
45355	INSURANCE DEDUCTIBLE		9,594			-
45360	SURETY BONDS	13	12	10	10	-
45370	PUB.OFFICIAL LIABILITY IN	7,280	7,768	8,920	9,490	570
45380	GENERAL LIABILITY INS.	3,208	3,283	3,450	3,450	-
45394	RETIREE H'CARE BENEFIT	9,480	10,940	5,040	6,900	1,860
45410	LEASE/RENT OF EQUIPMENT	31,000	27,557	31,000	10,000	(21,000)
45530	TRAINING & TRAVEL	17,602	6,646	17,602	18,750	1,148
45540	EDUCATION	2,500	1,000	2,500	2,500	-
45675	TRANSPORTATION SAFETY	3,000	38	3,000	3,000	-
45810	DUES & MEMBERSHIPS	960	1,346	960	1,210	250
TOTAL OTHER CHARGES		160,757	152,178	158,538	120,180	(38,358)
46010	OFFICE SUPPLIES	2,500	2,032	2,500	1,000	(1,500)
46070	REPAIR & MAINT. SUPPLIES	10,500	11,754	10,500	8,000	(2,500)
46080	POWERED EQUIPMENT FUELS	1,000	511	1,000	1,000	-
46120	BOOKS & SUBSCRIPTIONS	500	425	500	500	-
46140	OTHER OPERATING SUPPLIES	2,500	2,730	2,500	2,500	-
46170	EMS/MEDICAL SUPPLIES	4,125	2,025	500	500	-
TOTAL MATERIALS & SUPPLIES		21,125	19,478	17,500	13,500	(4,000)
TOTAL OTHER OPERATING EXPENSES		4,232,338	3,413,217	3,538,623	3,526,579	(12,044)
48106	SIDEWALKS	113,955	129,169		150,000	150,000
48130	COMMUNICATIONS EQUIPMENT				5,000	5,000
48151	MOTOR VEHICLES & EQUIP.	283,694	135,942		65,000	65,000
48181	BUILDINGS & GROUNDS	15,000	15,000		2,500	2,500
48272	HARDWARE	11,648	11,887	17,370	1,960	(15,410)
TOTAL CAPITAL OUTLAY		424,297	291,998	17,370	224,460	207,090

04/12/2022

CITY OF HARRISONBURG, VA
EXPENDITURE BUDGET

FUND - 1000 - GENERAL FUND
FUNCTION - 400 - PUBLIC WORKS
ACTIVITY - 4100 - STREET MAINTENANCE
DEPARTMENT - 410241 - HIGHWAY & STREET MAINT.

ACCOUNT-----	TITLE -----	-----	2020-2021 -----	2021-2022	2022-2023	NET
		BUDGET	ACTUAL	BUDGET	PROPOSED	CHANGE
TOTAL CAPITAL OUTLAY		424,297	291,998	17,370	224,460	207,090
TOTAL HIGHWAY & STREET MAINT.		6,573,521	5,589,650	5,794,515	4,859,725	(934,790)

CITY OF HARRISONBURG, VA
EXPENDITURE BUDGET

FUND - 1000 - GENERAL FUND
 FUNCTION - 400 - PUBLIC WORKS
 ACTIVITY - 4100 - STREET MAINTENANCE
 DEPARTMENT - 410441 - STREET LIGHTS

ACCOUNT-----	TITLE -----	----- 2020-2021 -----		2021-2022	2022-2023	NET
		BUDGET	ACTUAL	BUDGET	PROPOSED	CHANGE
45111	STREET LIGHTS	322,896	329,090	325,157	325,157	-
45112	ARTERIAL STREET LIGHTS	230,739	203,580	232,476	232,476	-
45370	PUB.OFFICIAL LIABILITY IN	1,165	1,243	1,430	1,520	90
45380	GENERAL LIABILITY INS.	514	526	550	550	-
TOTAL OTHER CHARGES		555,314	534,440	559,613	559,703	90
TOTAL OTHER OPERATING EXPENSES		555,314	534,440	559,613	559,703	90
TOTAL STREET LIGHTS		555,314	534,440	559,613	559,703	90

CITY OF HARRISONBURG, VA
EXPENDITURE BUDGET

FUND - 1000 - GENERAL FUND
FUNCTION - 400 - PUBLIC WORKS
ACTIVITY - 4100 - STREET MAINTENANCE
DEPARTMENT - 410541 - SNOW & ICE REMOVAL

ACCOUNT-----	TITLE -----	----- 2020-2021 -----	----- 2021-2022 -----	----- 2022-2023 -----	NET	
		BUDGET	ACTUAL	BUDGET	PROPOSED	CHANGE
41010	SALARIES & WAGES-REG.		2,744			-
41020	SALARIES & WAGES-O/T	50,000	72,487	50,000	50,000	-
41027	STANDBY & BLENDED - OT		1,740			-
41030	PT SALARIES & WAGES-REG		121			-
TOTAL PERSONAL SERVICES		50,000	77,091	50,000	50,000	-
TOTAL PERSONAL SERVICES		50,000	77,091	50,000	50,000	-
42010	FICA	3,825	5,470	3,825	3,825	-
42020	RETIREMENT - VRS		294			-
42050	HEALTH INSURANCE		206			-
42060	LIFE INSURANCE - VRS		31			-
42080	DENTAL INSURANCE		5			-
42110	WORKER'S COMP.	301	244	301	476	175
TOTAL FRINGE BENEFITS		4,126	6,250	4,126	4,301	175
43320	SERVICE CONTRACTS	95,000	137,603	70,000	70,000	-
43330	MAINT & REP.-MACH & EQUIP	9,000	1,159	9,000	9,000	-
43360	MAINT & REP.-BLDGS & GNDS	6,500	5,422	6,500	6,500	-
43374	MAINT & REP.-ALLOWABLE	2,000		2,000	2,000	-
43375	MAINT & REP.-NON-ALLOW.	2,000		2,000	2,000	-
TOTAL PURCHASED SERVICES		114,500	144,184	89,500	89,500	-
44200	C.G. - PARTS AND LABOR	59,500	26,472	59,000	61,200	2,200
44302	C.S.-POWER.EQUIP.SUPPLIES	12,000	4,677	12,000	12,000	-
44310	C.G. - FUEL	1,500	1,035	700	1,700	1,000
TOTAL INTERNAL SERVICES		73,000	32,185	71,700	74,900	3,200
45110	ELECTRICITY	4,000	3,037	4,000	4,000	-
45120	HEATING	2,000	682	2,000	2,000	-
45340	PROPERTY INSURANCE	304	301	330	340	10
45350	VEHICLE & EQUIPMENT INS.	308	303	320	350	30
45370	PUB.OFFICIAL LIABILITY IN	874	932	1,070	1,140	70
45380	GENERAL LIABILITY INS.	385	394	410	410	-
TOTAL OTHER CHARGES		7,871	5,649	8,130	8,240	110
46070	REPAIR & MAINT. SUPPLIES	200,000	199,735	30,000	30,000	-
46140	OTHER OPERATING SUPPLIES	4,000	506	4,000	4,000	-
TOTAL MATERIALS & SUPPLIES		204,000	200,242	34,000	34,000	-

CITY OF HARRISONBURG, VA
EXPENDITURE BUDGET

FUND - 1000 - GENERAL FUND
FUNCTION - 400 - PUBLIC WORKS
ACTIVITY - 4100 - STREET MAINTENANCE
DEPARTMENT - 410541 - SNOW & ICE REMOVAL

ACCOUNT-----	TITLE -----	----- 2020-2021 -----	----- 2021-2022 -----	----- 2022-2023 -----	NET	
		BUDGET	ACTUAL	BUDGET	PROPOSED	CHANGE
TOTAL OTHER OPERATING EXPENSES		403,497	388,509	207,456	210,941	3,485
48111 MACHINERY & EQUIPMENT		30,000	15,088	30,000	81,000	51,000
TOTAL CAPITAL OUTLAY		30,000	15,088	30,000	81,000	51,000
TOTAL CAPITAL OUTLAY		30,000	15,088	30,000	81,000	51,000
TOTAL SNOW & ICE REMOVAL		483,497	480,688	287,456	341,941	54,485

CITY OF HARRISONBURG, VA
EXPENDITURE BUDGET

FUND - 1000 - GENERAL FUND
FUNCTION - 400 - PUBLIC WORKS
ACTIVITY - 4100 - STREET MAINTENANCE
DEPARTMENT - 410741 - TRAFFIC ENGINEERING

ACCOUNT-----	TITLE -----	----- 2020-2021 -----	----- 2021-2022 -----	----- 2022-2023 -----	NET
		BUDGET	ACTUAL	PROPOSED	CHANGE
41010	SALARIES & WAGES-REG.	560,375	517,269	600,771	15,334
41017	STAND BY PAY	7,831	8,050	7,831	9,137
41020	SALARIES & WAGES-O/T	21,910	5,679	21,773	142
41027	STANDBY & BLENDED - OT	3,000	5,042	3,000	-
41030	PT SALARIES & WAGES-REG	9,390	9,600	8,640	432
41050	ANNUAL LEAVE - SEPARATION		235		-
41051	SICK LEAVE - SEPARATION		454		-
41053	ANNUAL LEAVE - PAYOUT		302		-
41060	PTO - SEPARATION		2,659		-
TOTAL PERSONAL SERVICES		602,506	549,289	642,015	25,045
TOTAL PERSONAL SERVICES		602,506	549,289	642,015	25,045
42010	FICA	50,138	38,743	49,115	1,915
42020	RETIREMENT - VRS	76,875	65,061	77,199	13,431
42050	HEALTH INSURANCE	96,072	72,259	92,764	(6,387)
42060	LIFE INSURANCE - VRS	8,017	6,785	8,050	206
42070	DISABILITY (VLDP)	1,417	1,137	1,613	409
42080	DENTAL INSURANCE	2,028	1,459	2,028	-
42110	WORKER'S COMP.	20,082	17,813	20,082	(6,785)
TOTAL FRINGE BENEFITS		254,629	203,255	250,851	2,789
43010	MISC. CONTRACTED SERVICES	49,000	10,085	51,500	-
43100	PROFESSIONAL SERVICES	183,936	176,966	135,000	15,000
43110	MEDICAL SERVICES	1,000	522	1,000	-
43320	SERVICE CONTRACTS	8,507	7,312	8,906	5,976
43330	MAINT & REP.-MACH & EQUIP	4,000	119	4,000	-
43350	MAINT & REP.-AUTO EQUIP.	3,000		3,000	-
43360	MAINT & REP.-BLDGS & GNDS	1,000	9,688	1,000	-
43374	MAINT & REP.-ALLOWABLE	2,500		2,500	-
43375	MAINT & REP.-NON-ALLOW.	2,500		2,500	-
43600	ADVERTISING	250	745	1,750	-
43710	UNIFORM MAINTENANCE CONT.	4,620	2,915	4,620	-
43890	STATE FEES AND PERMITS		20		-
TOTAL PURCHASED SERVICES		260,313	208,373	215,776	20,976
44200	C.G. - PARTS AND LABOR	26,650	22,887	25,000	2,600
44302	C.S.-POWER.EQUIP.SUPPLIES	8,855	1,472	8,800	-
44310	C.G. - FUEL	20,000	16,086	17,800	7,600
TOTAL INTERNAL SERVICES		55,505	40,445	51,600	10,200
45110	ELECTRICITY	36,000	35,973	40,000	-
45120	HEATING	3,000	1,843	3,000	(3,000)

CITY OF HARRISONBURG, VA
EXPENDITURE BUDGET

FUND - 1000 - GENERAL FUND
 FUNCTION - 400 - PUBLIC WORKS
 ACTIVITY - 4100 - STREET MAINTENANCE
 DEPARTMENT - 410741 - TRAFFIC ENGINEERING

ACCOUNT-----	TITLE -----	----- 2020-2021 -----		2021-2022	2022-2023	NET
		BUDGET	ACTUAL	BUDGET	PROPOSED	CHANGE
45210	POSTAGE	200	151	300	300	-
45220	MESSENGER SVS./PACKAGES	150	410	150	150	-
45230	TELECOMMUNICATIONS	5,139	4,085	5,304	4,750	(554)
45340	PROPERTY INSURANCE	223	223	240	250	10
45350	VEHICLE & EQUIPMENT INS.	9,616	9,313	9,670	10,780	1,110
45370	PUB.OFFICIAL LIABILITY IN	2,460	2,625	3,010	3,200	190
45380	GENERAL LIABILITY INS.	1,084	1,110	1,170	1,170	-
45394	RETIREE H' CARE BENEFIT		1,560	1,300		(1,300)
45410	LEASE/RENT OF EQUIPMENT	500		500	500	-
45530	TRAINING & TRAVEL	4,950	2,759	4,950	17,130	12,180
45540	EDUCATION	2,500		2,500	2,500	-
45810	DUES & MEMBERSHIPS	1,200	925	1,200	1,200	-
45850	FREIGHT & DRAYAGE	200		200	200	-
TOTAL OTHER CHARGES		67,222	60,977	73,494	82,130	8,636
46010	OFFICE SUPPLIES	500	555	500	500	-
46070	REPAIR & MAINT. SUPPLIES	199,247	276,051	224,000	224,000	-
46080	POWERED EQUIPMENT FUELS	1,000	413	1,000	1,000	-
46140	OTHER OPERATING SUPPLIES	3,000	2,506	3,000	3,000	-
TOTAL MATERIALS & SUPPLIES		203,747	279,524	228,500	228,500	-
TOTAL OTHER OPERATING EXPENSES		841,416	792,575	820,221	862,822	42,601
48111	MACHINERY & EQUIPMENT	967,243	401,438	120,000	147,000	27,000
48151	MOTOR VEHICLES & EQUIP.				110,000	110,000
48181	BUILDINGS & GROUNDS				10,000	10,000
48272	HARDWARE		184	10,335	5,190	(5,145)
48273	SOFTWARE			10,000		(10,000)
TOTAL CAPITAL OUTLAY		967,243	401,623	140,335	272,190	131,855
TOTAL CAPITAL OUTLAY		967,243	401,623	140,335	272,190	131,855
TOTAL TRAFFIC ENGINEERING		2,411,165	1,743,487	1,602,571	1,802,072	199,501

CITY OF HARRISONBURG, VA
EXPENDITURE BUDGET

FUND - 1000 - GENERAL FUND

FUNCTION - 400 - PUBLIC WORKS

ACTIVITY - 4100 - STREET MAINTENANCE

DEPARTMENT - 410841 - HIWAY/ST. BEAUTIFICATION

ACCOUNT-----	TITLE -----	----- 2020-2021 -----	----- 2021-2022 -----	----- 2022-2023 -----	NET	
		BUDGET	ACTUAL	BUDGET	PROPOSED	CHANGE
41010	SALARIES & WAGES-REG.	274,805	239,661	270,327	279,596	9,269
41017	STAND BY PAY	1,355	620	1,355	1,468	113
41020	SALARIES & WAGES-O/T	2,083	278	2,038	2,865	827
41027	STANDBY & BLENDED - OT	1,000	777	1,000	1,000	-
41030	PT SALARIES & WAGES-REG	36,285	6,559	36,285	38,099	1,814
41050	ANNUAL LEAVE - SEPARATION		843			-
41051	SICK LEAVE - SEPARATION		898			-
41060	PTO - SEPARATION		619			-
TOTAL PERSONAL SERVICES		315,528	250,256	311,005	323,028	12,023
TOTAL PERSONAL SERVICES		315,528	250,256	311,005	323,028	12,023
42010	FICA	24,138	17,447	23,792	24,711	919
42020	RETIREMENT - VRS	34,156	29,296	34,737	41,129	6,392
42050	HEALTH INSURANCE	53,865	42,390	57,928	51,118	(6,810)
42060	LIFE INSURANCE - VRS	3,563	3,055	3,623	3,746	123
42070	DISABILITY (VLDP)	376	282	558	553	(5)
42080	DENTAL INSURANCE	624	688	468	936	468
42110	WORKER'S COMP.	11,172	9,051	11,172	5,478	(5,694)
TOTAL FRINGE BENEFITS		127,894	102,209	132,278	127,671	(4,607)
43010	MISC. CONTRACTED SERVICES	73,000	52,995	63,000	73,000	10,000
43100	PROFESSIONAL SERVICES	13,000	2,475	1,000	1,000	-
43110	MEDICAL SERVICES	250	192	250	250	-
43320	SERVICE CONTRACTS	7,589	5,673	7,613	315	(7,298)
43330	MAINT & REP.-MACH & EQUIP	2,500	572	2,500	2,500	-
43350	MAINT & REP.-AUTO EQUIP.	1,500		1,500	1,500	-
43360	MAINT & REP.-BLDGS & GNDS	1,000	344	1,000	1,000	-
43374	MAINT & REP.-ALLOWABLE	5,500		5,500	5,500	-
43710	UNIFORM MAINTENANCE CONT.	2,300	1,761	2,300	2,300	-
TOTAL PURCHASED SERVICESS		106,639	64,012	84,663	87,365	2,702
44200	C.G. - PARTS AND LABOR	27,750	44,765	29,500	29,900	400
44302	C.S.-POWER.EQUIP.SUPPLIES	6,572	5,218	6,500	6,500	-
44310	C.G. - FUEL	14,000	13,923	12,000	17,000	5,000
TOTAL INTERNAL SERVICES		48,322	63,906	48,000	53,400	5,400
45230	TELECOMMUNICATIONS	960	1,638	2,016	1,000	(1,016)
45350	VEHICLE & EQUIPMENT INS.	1,776	1,688	1,770	1,950	180
45370	PUB.OFFICIAL LIABILITY IN	655	699	800	850	50
45380	GENERAL LIABILITY INS.	289	295	310	310	-
45410	LEASE/RENT OF EQUIPMENT	5,500		5,500	5,500	-
45530	TRAINING & TRAVEL	4,575	475	4,575	4,575	-

CITY OF HARRISONBURG, VA
EXPENDITURE BUDGET

FUND - 1000 - GENERAL FUND

FUNCTION - 400 - PUBLIC WORKS

ACTIVITY - 4100 - STREET MAINTENANCE

DEPARTMENT - 410841 - HIWAY/ST. BEAUTIFICATION

ACCOUNT-----	TITLE -----	----- 2020-2021 -----		2021-2022	2022-2023	NET
		BUDGET	ACTUAL	BUDGET	PROPOSED	CHANGE
45540	EDUCATION	500		500	500	-
45860	LITTER CONTROL	2,000		2,000	2,000	-
TOTAL OTHER CHARGES		16,255	4,795	17,471	16,685	(786)
46010	OFFICE SUPPLIES	400	84	400	400	-
46070	REPAIR & MAINT. SUPPLIES	3,500	2,275	3,500	3,500	-
46080	POWERED EQUIPMENT FUELS	2,200	1,742	2,200	2,200	-
46140	OTHER OPERATING SUPPLIES	2,000	389	2,000	2,000	-
46181	HORTICULTURE	43,678	24,705	25,500	25,500	-
TOTAL MATERIALS & SUPPLIES		51,778	29,196	33,600	33,600	-
TOTAL OTHER OPERATING EXPENSES		350,888	264,117	316,012	318,721	2,709
48111	MACHINERY & EQUIPMENT	58,950				-
48272	HARDWARE			1,005	1,080	75
TOTAL CAPITAL OUTLAY		58,950		1,005	1,080	75
TOTAL CAPITAL OUTLAY		58,950		1,005	1,080	75
TOTAL HIWAY/ST. BEAUTIFICATION		725,366	514,373	628,022	642,829	14,807

CITY OF HARRISONBURG, VA
EXPENDITURE BUDGET

FUND - 1000 - GENERAL FUND
FUNCTION - 400 - PUBLIC WORKS
ACTIVITY - 4100 - STREET MAINTENANCE
DEPARTMENT - 410941 - DOWNTOWN PARKING MAINT

ACCOUNT-----	TITLE -----	----- 2020-2021 -----	----- 2021-2022 -----	2022-2023	NET
		BUDGET	ACTUAL	PROPOSED	CHANGE
41010	SALARIES & WAGES-REG.	40,541	41,127	40,513	4,172
41020	SALARIES & WAGES-O/T	559		567	47
TOTAL PERSONAL SERVICES		41,100	41,127	41,080	4,219
TOTAL PERSONAL SERVICES		41,100	41,127	41,080	4,219
42010	FICA	3,144	2,503	3,142	324
42020	RETIREMENT - VRS	5,017	5,101	5,206	1,368
42050	HEALTH INSURANCE	14,762	13,532	14,762	738
42060	LIFE INSURANCE - VRS	524	532	543	56
42080	DENTAL INSURANCE	156	156	156	-
42110	WORKER'S COMP.	2,159	1,837	2,159	(688)
TOTAL FRINGE BENEFITS		25,762	23,662	25,968	1,798
43010	MISC. CONTRACTED SERVICES	1,000		1,000	-
43110	MEDICAL SERVICES	100	50	100	-
43320	SERVICE CONTRACTS		30	50	3
43330	MAINT & REP.-MACH & EQUIP	500		500	1,000
43360	MAINT & REP.-BLDGS & GNDS	1,500		1,500	-
43600	ADVERTISING	150		150	-
43710	UNIFORM MAINTENANCE CONT.	300	301	300	-
TOTAL PURCHASED SERVICESS		3,550	382	3,600	1,003
44200	C.G. - PARTS AND LABOR	1,000	1,469	1,800	300
44300	CENTRAL STORES	200	878	200	-
44302	C.S.-POWER.EQUIP.SUPPLIES	6,874	4,656	6,500	-
44310	C.G. - FUEL	1,500	1,593	1,900	1,500
TOTAL INTERNAL SERVICES		9,574	8,596	10,400	1,800
45110	ELECTRICITY	32,000	23,552	32,000	-
45130	WATER & SEWER	550	586	600	-
45210	POSTAGE	50		50	-
45230	TELECOMMUNICATIONS	257	473	300	200
45340	PROPERTY INSURANCE	9,206	9,206	10,030	440
45350	VEHICLE & EQUIPMENT INS.	89	89	90	10
45370	PUB.OFFICIAL LIABILITY IN	273	291	330	20
45380	GENERAL LIABILITY INS.	120	123	130	-
45530	TRAINING & TRAVEL	600		600	-
TOTAL OTHER CHARGES		43,145	34,320	44,130	670
46010	OFFICE SUPPLIES	1,000		1,000	-
46070	REPAIR & MAINT. SUPPLIES	2,500	990	2,500	-

CITY OF HARRISONBURG, VA
EXPENDITURE BUDGET

FUND - 1000 - GENERAL FUND
 FUNCTION - 400 - PUBLIC WORKS
 ACTIVITY - 4100 - STREET MAINTENANCE
 DEPARTMENT - 410941 - DOWNTOWN PARKING MAINT

ACCOUNT-----	TITLE -----	----- 2020-2021 -----		2021-2022	2022-2023	NET
		BUDGET	ACTUAL	BUDGET	PROPOSED	CHANGE
46080	POWERED EQUIPMENT FUELS	3,500	383	3,500	3,500	-
46140	OTHER OPERATING SUPPLIES	400	160	400	400	-
TOTAL MATERIALS & SUPPLIES		7,400	1,533	7,400	7,400	-
TOTAL OTHER OPERATING EXPENSES		89,431	68,492	91,498	96,769	5,271
48184	IMPROVEMENTS	25,000	5,996	15,000		(15,000)
48211	MACHINERY & EQUIPMENT		14,642			-
TOTAL CAPITAL OUTLAY		25,000	20,638	15,000		(15,000)
TOTAL CAPITAL OUTLAY		25,000	20,638	15,000		(15,000)
TOTAL DOWNTOWN PARKING MAINT		155,531	130,257	147,578	142,068	(5,510)

CITY OF HARRISONBURG, VA
EXPENDITURE BUDGET

FUND - 1000 - GENERAL FUND
FUNCTION - 400 - PUBLIC WORKS
ACTIVITY - 4200 - SANITATION-WASTE REMOVAL
DEPARTMENT - 420241 - STREET & ROAD CLEANING

ACCOUNT-----	TITLE -----	----- 2020-2021 -----	----- 2021-2022 -----	----- 2022-2023 -----	NET	
		BUDGET	ACTUAL	PROPOSED	CHANGE	
41010	SALARIES & WAGES-REG.	250,427	249,405	249,139	257,408	8,269
41017	STAND BY PAY	1,355	1,643	1,355	1,468	113
41020	SALARIES & WAGES-O/T	3,442	1,290	3,489	3,536	47
41027	STANDBY & BLENDED - OT	2,000	641	2,000	2,000	-
41060	PTO - SEPARATION		3,173			-
TOTAL PERSONAL SERVICES		257,224	256,153	255,983	264,412	8,429
TOTAL PERSONAL SERVICES		257,224	256,153	255,983	264,412	8,429
42010	FICA	19,678	18,274	19,583	20,228	645
42020	RETIREMENT - VRS	30,895	30,723	32,014	37,865	5,851
42050	HEALTH INSURANCE	31,378	25,924	29,158	39,707	10,549
42060	LIFE INSURANCE - VRS	3,222	3,204	3,338	3,449	111
42070	DISABILITY (VLDP)	538	520	529	728	199
42080	DENTAL INSURANCE	936	618	936	936	-
42110	WORKER'S COMP.	13,382	11,034	13,382	9,872	(3,510)
TOTAL FRINGE BENEFITS		100,029	90,297	98,940	112,785	13,845
43110	MEDICAL SERVICES	500	202	500	500	-
43320	SERVICE CONTRACTS	7,618	5,497	7,665	315	(7,350)
43330	MAINT & REP.-MACH & EQUIP	1,500	3	1,500	1,500	-
43350	MAINT & REP.-AUTO EQUIP.	500		500	500	-
43360	MAINT & REP.-BLDGS & GNDS	1,000	190	1,000	1,000	-
43374	MAINT & REP.-ALLOWABLE	3,000		3,000	3,000	-
43375	MAINT & REP.-NON-ALLOW.	500		500	500	-
43600	ADVERTISING	1,000	770	1,000	1,000	-
43710	UNIFORM MAINTENANCE CONT.	2,100	1,657	2,100	2,100	-
TOTAL PURCHASED SERVICES		17,718	8,318	17,765	10,415	(7,350)
44200	C.G. - PARTS AND LABOR	34,700	25,771	10,600	12,100	1,500
44302	C.S.-POWER.EQUIP.SUPPLIES	12,000	10,956	12,000	12,000	-
44310	C.G. - FUEL	5,000	3,276	2,100	5,000	2,900
TOTAL INTERNAL SERVICES		51,700	40,003	24,700	29,100	4,400
45120	HEATING	2,500	3,194	2,500		(2,500)
45130	WATER & SEWER	1,800	1,746	1,800		(1,800)
45230	TELECOMMUNICATIONS				500	500
45350	VEHICLE & EQUIPMENT INS.	733	625	660	720	60
45370	PUB.OFFICIAL LIABILITY IN	810	864	990	1,050	60
45380	GENERAL LIABILITY INS.	357	365	380	380	-
45410	LEASE/RENT OF EQUIPMENT	1,500		1,500	1,500	-
45530	TRAINING & TRAVEL	1,050	200	1,050	1,050	-
45540	EDUCATION	500		500	500	-

CITY OF HARRISONBURG, VA
EXPENDITURE BUDGET

FUND - 1000 - GENERAL FUND
 FUNCTION - 400 - PUBLIC WORKS
 ACTIVITY - 4200 - SANITATION-WASTE REMOVAL
 DEPARTMENT - 420241 - STREET & ROAD CLEANING

ACCOUNT-----	TITLE -----	----- 2020-2021 -----	----- 2021-2022 -----	----- 2022-2023 -----	NET	
		BUDGET	ACTUAL	BUDGET	PROPOSED	CHANGE
TOTAL OTHER CHARGES		9,250	6,993	9,380	5,700	(3,680)
46010	OFFICE SUPPLIES	250		250	250	-
46070	REPAIR & MAINT. SUPPLIES	2,000	1,111	2,000	2,000	-
46080	POWERED EQUIPMENT FUELS	300		300	300	-
46140	OTHER OPERATING SUPPLIES	2,500		2,500	2,500	-
TOTAL MATERIALS & SUPPLIES		5,050	1,111	5,050	5,050	-
TOTAL OTHER OPERATING EXPENSES		183,747	146,723	155,835	163,050	7,215
TOTAL STREET & ROAD CLEANING		440,971	402,876	411,818	427,462	15,644

CITY OF HARRISONBURG, VA
EXPENDITURE BUDGET

FUND - 1000 - GENERAL FUND
FUNCTION - 400 - PUBLIC WORKS
ACTIVITY - 4300 - MAINT. OF GENERAL BLDGS.
DEPARTMENT - 430241 - GENERAL PROPERTIES

ACCOUNT-----	TITLE -----	----- 2020-2021 -----	----- 2021-2022 -----	----- 2022-2023 -----	NET
		BUDGET	ACTUAL	PROPOSED	CHANGE
41010	SALARIES & WAGES-REG.	63,487	45,294	104,999	1,732
41020	SALARIES & WAGES-O/T			449	449
41030	PT SALARIES & WAGES-REG	37,114	27,515	36,660	2,994
41060	PTO - SEPARATION		2,009		-
TOTAL PERSONAL SERVICES		100,601	74,819	141,659	5,175
TOTAL PERSONAL SERVICES		100,601	74,819	141,659	5,175
42010	FICA	7,696	5,472	10,837	396
42020	RETIREMENT - VRS	7,966	5,557	13,492	2,209
42050	HEALTH INSURANCE	8,295	5,933	14,202	1,325
42060	LIFE INSURANCE - VRS	831	579	1,407	23
42070	DISABILITY (VLDP)	326	70	380	(380)
42080	DENTAL INSURANCE	234	182	312	-
42110	WORKER'S COMP.	1,505	1,465	1,505	(733)
TOTAL FRINGE BENEFITS		26,853	19,258	42,135	2,840
43100	PROFESSIONAL SERVICES	19,450	900	10,000	20,000
43320	SERVICE CONTRACTS	30,000	21,670	30,000	7,200
43330	MAINT & REP.-MACH & EQUIP	5,470	470	5,000	-
43360	MAINT & REP.-BLDGS & GNDS	12,735	3,464	10,000	-
43362	MAINT & REP.-409 S. MAIN	12,034	8,969	10,000	5,000
43720	LAUNDRY & DRY CLEANING			500	500
43890	STATE FEES AND PERMITS	80		80	-
TOTAL PURCHASED SERVICESS		79,769	35,474	65,080	32,700
44200	C.G. - PARTS AND LABOR			200	200
44300	CENTRAL STORES	6,512	7,549	5,200	300
TOTAL INTERNAL SERVICES		6,512	7,549	5,200	500
45110	ELECTRICITY	15,000	15,245	15,000	-
45114	ELECTRICITY-409 S. MAIN	58,000	52,057	58,000	-
45120	HEATING	6,000	4,479	6,000	-
45130	WATER & SEWER	7,000	4,804	7,000	-
45210	POSTAGE	100		100	-
45230	TELECOMMUNICATIONS	2,700	1,882	2,700	(2,200)
45310	BOILER & MACHINERY INS.	3,349	3,178	3,460	130
45340	PROPERTY INSURANCE	11,438	11,311	12,330	540
45370	PUB.OFFICIAL LIABILITY IN	551	588	670	40
45380	GENERAL LIABILITY INS.	243	249	260	-
45530	TRAINING & TRAVEL	1,795		1,795	-
45810	DUES & MEMBERSHIPS	1,450	1,200	1,450	-

CITY OF HARRISONBURG, VA
EXPENDITURE BUDGET

FUND - 1000 - GENERAL FUND
 FUNCTION - 400 - PUBLIC WORKS
 ACTIVITY - 4300 - MAINT. OF GENERAL BLDGS.
 DEPARTMENT - 430241 - GENERAL PROPERTIES

ACCOUNT-----	TITLE -----	----- 2020-2021 -----	----- 2021-2022 -----	----- 2022-2023 -----	NET	
		BUDGET	ACTUAL	BUDGET	PROPOSED	CHANGE
TOTAL OTHER CHARGES		107,626	94,993	108,765	107,275	(1,490)
46070	REPAIR & MAINT. SUPPLIES	200		200	200	-
46110	UNIFORMS	300		300	750	450
TOTAL MATERIALS & SUPPLIES		500		500	950	450
TOTAL OTHER OPERATING EXPENSES		221,260	157,274	221,680	256,680	35,000
48121	FURNITURE & FIXTURES		2,220			-
48151	MOTOR VEHICLES & EQUIP.				52,000	52,000
48181	BUILDINGS & GROUNDS	144,368	135,968	10,000	37,500	27,500
48220	FURNITURES & FIXTURES	4,232	2,961			-
TOTAL CAPITAL OUTLAY		148,600	141,149	10,000	89,500	79,500
TOTAL CAPITAL OUTLAY		148,600	141,149	10,000	89,500	79,500
TOTAL GENERAL PROPERTIES		470,461	373,241	373,339	493,014	119,675

CITY OF HARRISONBURG, VA
EXPENDITURE BUDGET

FUND - 1000 - GENERAL FUND
 FUNCTION - 500 - HEALTH & WELFARE
 ACTIVITY - 5100 - HEALTH
 DEPARTMENT - 510111 - LOCAL HEALTH DEPT.

ACCOUNT-----	TITLE -----	----- 2020-2021 -----	2021-2022	2022-2023	NET	
		BUDGET	ACTUAL	BUDGET	PROPOSED	CHANGE
45610	STATE HEALTH DEPARTMENT	512,000	375,635	358,019	344,180	(13,839)
TOTAL OTHER CHARGES		512,000	375,635	358,019	344,180	(13,839)
TOTAL OTHER OPERATING EXPENSES		512,000	375,635	358,019	344,180	(13,839)
TOTAL LOCAL HEALTH DEPT.		512,000	375,635	358,019	344,180	(13,839)

04/12/2022

CITY OF HARRISONBURG, VA
EXPENDITURE BUDGET

FUND - 1000 - GENERAL FUND
FUNCTION - 500 - HEALTH & WELFARE
ACTIVITY - 5200 - MENTAL HEALTH & RETARD.
DEPARTMENT - 520511 - COMM. SERVICES BOARD

ACCOUNT-----	TITLE -----	-----	2020-2021 -----	2021-2022	2022-2023	NET
		BUDGET	ACTUAL	BUDGET	PROPOSED	CHANGE
45620	CSB-OPERATING	875,773	870,773	870,773	1,020,773	150,000
TOTAL OTHER CHARGES		875,773	870,773	870,773	1,020,773	150,000
TOTAL OTHER OPERATING EXPENSES		875,773	870,773	870,773	1,020,773	150,000
TOTAL COMM. SERVICES BOARD		875,773	870,773	870,773	1,020,773	150,000

CITY OF HARRISONBURG, VA
EXPENDITURE BUDGET

FUND - 1000 - GENERAL FUND
 FUNCTION - 500 - HEALTH & WELFARE
 ACTIVITY - 5300 - WELFARE/SOCIAL SERVICES
 DEPARTMENT - 530611 - TAX RELF ELDRLY/DSAB VETS

ACCOUNT-----	TITLE -----	----- 2020-2021 -----		2021-2022	2022-2023	NET
		BUDGET	ACTUAL	BUDGET	PROPOSED	CHANGE
45740	TAX RELIEF FOR THE ELDER.	115,000	99,178	105,000	105,000	-
45742	TAX RELIEF FOR DISAB VETS	30,000	30,402	31,000	42,000	11,000
TOTAL OTHER CHARGES		145,000	129,579	136,000	147,000	11,000
TOTAL OTHER OPERATING EXPENSES		145,000	129,579	136,000	147,000	11,000
TOTAL TAX RELF ELDRLY/DSAB VETS		145,000	129,579	136,000	147,000	11,000

CITY OF HARRISONBURG, VA
EXPENDITURE BUDGET

FUND - 1000 - GENERAL FUND
FUNCTION - 700 - PARKS, REC. & CULTURAL
ACTIVITY - 7100 - PARKS & RECREATION
DEPARTMENT - 710171 - P & R ADMINISTRATION

ACCOUNT-----	TITLE -----	----- 2020-2021 -----	----- 2021-2022 -----	----- 2022-2023 -----	NET
		BUDGET	ACTUAL	PROPOSED	CHANGE
41010	SALARIES & WAGES-REG.	287,166	285,280	337,279	8,733
41030	PT SALARIES & WAGES-REG	95		12,272	(12,272)
41060	PTO - SEPARATION		12,212		-
TOTAL PERSONAL SERVICES		287,261	297,492	349,551	(3,539)
TOTAL PERSONAL SERVICES		287,261	297,492	349,551	(3,539)
42010	FICA	22,009	21,688	26,742	(272)
42020	RETIREMENT - VRS	36,178	35,546	43,340	7,559
42050	HEALTH INSURANCE	21,594	21,592	33,754	(3,342)
42060	LIFE INSURANCE - VRS	6,400	3,707	4,520	117
42070	DISABILITY (VLDP)	932	669	1,066	83
42080	DENTAL INSURANCE	1,248	338	780	-
42110	WORKER'S COMP.	9,436	6,573	9,436	(7,633)
TOTAL FRINGE BENEFITS		97,797	90,112	119,638	(3,488)
43100	PROFESSIONAL SERVICES	14,210	36,750	108	8,770
43110	MEDICAL SERVICES	520		100	9,850
43165	CREDIT CARD SERVICE FEES	25,000	5,901	25,000	(7,000)
43320	SERVICE CONTRACTS	22,531	21,094	22,214	37,352
43360	MAINT & REP.-BLDGS & GNDS	86	86		-
43600	ADVERTISING	17,000	921	44,000	(35,000)
43700	CONTRACTED SERVICES	9,000	8,570	9,000	(500)
43860	ROCKINGHAM COUNTY	850	850	850	-
43890	STATE FEES AND PERMITS			80	80
TOTAL PURCHASED SERVICESS		89,196	74,171	101,272	13,552
44200	C.G. - PARTS AND LABOR	10,000	227	5,200	19,700
44300	CENTRAL STORES	1,000	144	500	-
44310	C.G. - FUEL	10,000		5,500	(700)
TOTAL INTERNAL SERVICES		21,000	371	11,200	19,000
45110	ELECTRICITY	3,402	1,109	360	-
45130	WATER & SEWER	600			-
45210	POSTAGE	500	45	500	-
45230	TELECOMMUNICATIONS	1,560	733	1,080	-
45310	BOILER & MACHINERY INS.	80	76	80	-
45340	PROPERTY INSURANCE	7,841	7,794	8,500	370
45350	VEHICLE & EQUIPMENT INS.	3,000	1,685	1,770	170
45360	SURETY BONDS	62	59	60	10
45370	PUB.OFFICIAL LIABILITY IN	1,828	1,950	2,240	140
45380	GENERAL LIABILITY INS.	805	824	870	-
45394	RETIREE H'CARE BENEFIT	3,600	3,300	3,600	-

CITY OF HARRISONBURG, VA
EXPENDITURE BUDGET

FUND - 1000 - GENERAL FUND

FUNCTION - 700 - PARKS, REC. & CULTURAL

ACTIVITY - 7100 - PARKS & RECREATION

DEPARTMENT - 710171 - P & R ADMINISTRATION

ACCOUNT-----	TITLE -----	----- 2020-2021 -----	----- 2021-2022 -----	2022-2023	NET
		BUDGET	ACTUAL	PROPOSED	CHANGE
45410	LEASE/RENT OF EQUIPMENT	5,050	5,050	5,050	-
45530	TRAINING & TRAVEL	7,000	1,325	7,000	7,450
45540	EDUCATION	2,000			-
45755	SCHOLARSHIPS			10,000	(10,000)
45803	FESTIVALS	5,000	1,920	10,500	(10,500)
45810	DUES & MEMBERSHIPS	1,850	2,280	2,205	1,305
TOTAL OTHER CHARGES		44,178	28,150	53,815	(11,055)
46010	OFFICE SUPPLIES	5,000	4,243	7,000	4,000
46110	UNIFORMS	22,800	13,727	14,250	(4,250)
46120	BOOKS & SUBSCRIPTIONS	175		175	-
46130	RECREATIONAL SUPPLIES	1,500		1,500	(1,500)
46131	ED/REC SUPP-PLAYGROUNDS	5,000			-
46145	SAFETY MATERIALS	200	120	200	(200)
TOTAL MATERIALS & SUPPLIES		34,675	18,090	23,125	(1,950)
TOTAL OTHER OPERATING EXPENSES		286,846	210,895	309,050	16,059
48172	HARDWARE		70		-
48184	IMPROVEMENTS	17,000	23,717		-
48272	HARDWARE	159	4,664	28,600	28,600
48273	SOFTWARE			1,000	(1,000)
TOTAL CAPITAL OUTLAY		17,159	28,450	1,000	27,600
TOTAL CAPITAL OUTLAY		17,159	28,450	1,000	27,600
TOTAL P & R ADMINISTRATION		591,266	536,837	659,601	40,120

CITY OF HARRISONBURG, VA
EXPENDITURE BUDGET

FUND - 1000 - GENERAL FUND
FUNCTION - 700 - PARKS, REC. & CULTURAL
ACTIVITY - 7100 - PARKS & RECREATION
DEPARTMENT - 710271 - PARKS

ACCOUNT-----	TITLE -----	----- 2020-2021 -----	----- 2021-2022 -----	----- 2022-2023 -----	NET	
		BUDGET	ACTUAL	BUDGET	PROPOSED	CHANGE
41010	SALARIES & WAGES-REG.	631,353	594,044	613,455	556,134	(57,321)
41020	SALARIES & WAGES-O/T		82		1,000	1,000
41030	PT SALARIES & WAGES-REG	56,434	55,714	120,949	126,996	6,047
41060	PTO - SEPARATION		669			-
TOTAL	PERSONAL SERVICES	687,787	650,508	734,404	684,130	(50,274)
TOTAL	PERSONAL SERVICES	687,787	650,508	734,404	684,130	(50,274)
42010	FICA	52,618	46,701	56,182	52,337	(3,845)
42020	RETIREMENT - VRS	78,623	73,509	78,829	81,808	2,979
42050	HEALTH INSURANCE	87,554	75,025	82,404	90,411	8,007
42060	LIFE INSURANCE - VRS	8,199	7,666	8,220	7,452	(768)
42070	DISABILITY (VLDP)	954	817	933	1,090	157
42080	DENTAL INSURANCE	2,184	1,638	1,716	1,872	156
42090	UNEMPLOYMENT	1,243	1,243			-
42110	WORKER'S COMP.	18,315	15,265	15,000	10,382	(4,618)
TOTAL	FRINGE BENEFITS	249,690	221,865	243,284	245,352	2,068
43100	PROFESSIONAL SERVICES	540	459	400		(400)
43110	MEDICAL SERVICES	2,772	2,062	2,480		(2,480)
43320	SERVICE CONTRACTS	17,940	12,995	21,240	25,269	4,029
43330	MAINT & REP.-MACH & EQUIP	14,200	12,370	15,100	26,500	11,400
43360	MAINT & REP.-BLDGS & GNDS	79,373	119,422	84,800	56,200	(28,600)
43600	ADVERTISING	500	384		500	500
TOTAL	PURCHASED SERVICESS	115,325	147,691	124,020	108,469	(15,551)
44200	C.G. - PARTS AND LABOR	69,000	81,899	103,600	92,000	(11,600)
44300	CENTRAL STORES	6,156	4,468	5,500	5,500	-
44310	C.G. - FUEL	40,000	31,978	39,500	56,100	16,600
TOTAL	INTERNAL SERVICES	115,156	118,346	148,600	153,600	5,000
45110	ELECTRICITY	25,000	15,927	20,000	20,000	-
45120	HEATING	9,500	7,923	9,500	16,000	6,500
45130	WATER & SEWER	14,000	8,127	14,000	14,000	-
45136	LANDFILL/STEAM PLANT	7,000	2,620	7,000	5,000	(2,000)
45230	TELECOMMUNICATIONS	1,500	995	1,000		(1,000)
45350	VEHICLE & EQUIPMENT INS.	10,589	11,517	11,960	13,320	1,360
45370	PUB.OFFICIAL LIABILITY IN	2,727	2,910	3,340	3,550	210
45380	GENERAL LIABILITY INS.	1,202	1,230	1,290	1,290	-
45399	COBRA INS PAYMENT		617			-
45410	LEASE/RENT OF EQUIPMENT	15,000	17,164	18,000	13,000	(5,000)
45530	TRAINING & TRAVEL	3,000	641	4,200		(4,200)
45540	EDUCATION		120			-

CITY OF HARRISONBURG, VA
EXPENDITURE BUDGET

FUND - 1000 - GENERAL FUND

FUNCTION - 700 - PARKS, REC. & CULTURAL

ACTIVITY - 7100 - PARKS & RECREATION

DEPARTMENT - 710271 - PARKS

ACCOUNT-----	TITLE -----	----- 2020-2021 -----	----- 2021-2022 -----	----- 2022-2023 -----	NET	
		BUDGET	ACTUAL	BUDGET	PROPOSED	CHANGE
TOTAL OTHER CHARGES		89,518	69,790	90,290	86,160	(4,130)
46010	OFFICE SUPPLIES	1,000	54			-
46050	JANITORIAL SUPPLIES	38,912	36,340	20,000	12,140	(7,860)
46075	MAINT&REP-ROADS/TRAILS/BR	11,500	10,425	12,000	6,000	(6,000)
46090	POWERED EQUIPMENT SUPPLY			18,000		(18,000)
46110	UNIFORMS	1,235	1,110	1,330	1,240	(90)
46145	SAFETY MATERIALS	2,500	615	2,000	6,900	4,900
46181	HORTICULTURE	10,500	18,058	23,200	27,700	4,500
46183	SEED, SOD, STRAW, ETC.	4,000	798	2,500	2,000	(500)
TOTAL MATERIALS & SUPPLIES		69,647	67,399	79,030	55,980	(23,050)
TOTAL OTHER OPERATING EXPENSES		639,336	625,091	685,224	649,561	(35,663)
48111	MACHINERY & EQUIPMENT	8,555	24,727			-
48151	MOTOR VEHICLES & EQUIP.	66,612				-
48172	HARDWARE		148			-
48181	BUILDINGS & GROUNDS		22	30,500	7,000	(23,500)
48184	IMPROVEMENTS	231,209	196,414	23,300	185,000	161,700
48272	HARDWARE		11,776			-
48273	SOFTWARE			2,070		(2,070)
48277	PLAYGROUND EQUIPMENT		2,093	12,000	12,000	-
48284	IMPROVEMENTS	154,685				-
TOTAL CAPITAL OUTLAY		461,061	235,181	67,870	204,000	136,130
TOTAL CAPITAL OUTLAY		461,061	235,181	67,870	204,000	136,130
TOTAL PARKS		1,788,184	1,510,780	1,487,498	1,537,691	50,193

CITY OF HARRISONBURG, VA
EXPENDITURE BUDGET

FUND - 1000 - GENERAL FUND
FUNCTION - 700 - PARKS, REC. & CULTURAL
ACTIVITY - 7100 - PARKS & RECREATION
DEPARTMENT - 710371 - FIELD MAINTENANCE

ACCOUNT-----	TITLE -----	----- 2020-2021 -----	----- 2021-2022 -----	----- 2022-2023 -----	NET	
		BUDGET	ACTUAL	BUDGET	PROPOSED	CHANGE
41010	SALARIES & WAGES-REG.	110,632	109,463	189,225	134,644	(54,581)
41030	PT SALARIES & WAGES-REG	15,090	14,270	59,520	46,272	(13,248)
41053	ANNUAL LEAVE - PAYOUT		110			-
TOTAL PERSONAL SERVICES		125,722	123,842	248,745	180,916	(67,829)
TOTAL PERSONAL SERVICES		125,722	123,842	248,745	180,916	(67,829)
42010	FICA	9,616	8,643	19,030	13,841	(5,189)
42020	RETIREMENT - VRS	13,843	13,556	24,316	19,807	(4,509)
42050	HEALTH INSURANCE	26,534	24,747	43,584	30,412	(13,172)
42060	LIFE INSURANCE - VRS	1,953	1,414	2,536	1,804	(732)
42070	DISABILITY (VLDP)			485	188	(297)
42080	DENTAL INSURANCE	468	187	624	468	(156)
42090	UNEMPLOYMENT	2,211	3,216			-
42110	WORKER'S COMP.	4,096	3,833	4,096	1,568	(2,528)
TOTAL FRINGE BENEFITS		58,721	55,597	94,671	68,088	(26,583)
43100	PROFESSIONAL SERVICES	225	53	250		(250)
43110	MEDICAL SERVICES	1,365	185	1,365		(1,365)
43330	MAINT & REP.-MACH & EQUIP	18,000	6,539	15,000	12,000	(3,000)
43360	MAINT & REP.-BLDGS & GNDS	21,500	8,406	28,000	28,000	-
43600	ADVERTISING		1,226			-
43700	CONTRACTED SERVICES	3,000				-
TOTAL PURCHASED SERVICESS		44,090	16,409	44,615	40,000	(4,615)
44300	CENTRAL STORES	1,000		1,500	2,500	1,000
TOTAL INTERNAL SERVICES		1,000		1,500	2,500	1,000
45136	LANDFILL/STEAM PLANT	200		200	200	-
45230	TELECOMMUNICATIONS	900		900	900	-
45370	PUB.OFFICIAL LIABILITY IN	667	712	820	870	50
45380	GENERAL LIABILITY INS.	294	301	320	320	-
45410	LEASE/RENT OF EQUIPMENT	2,500		2,500	2,500	-
45530	TRAINING & TRAVEL	5,000		2,500		(2,500)
45810	DUES & MEMBERSHIPS	1,000		1,000	1,000	-
TOTAL OTHER CHARGES		10,561	1,013	8,240	5,790	(2,450)
46010	OFFICE SUPPLIES	500		500	1,000	500
46076	MAINT&REP-IRRIGATION SYS.	3,500	185	5,500	5,500	-
46090	POWERED EQUIPMENT SUPPLY	2,500		2,500	2,500	-
46110	UNIFORMS	475	176	600	600	-
46145	SAFETY MATERIALS	800	483	800	1,000	200

CITY OF HARRISONBURG, VA
EXPENDITURE BUDGET

FUND - 1000 - GENERAL FUND
 FUNCTION - 700 - PARKS, REC. & CULTURAL
 ACTIVITY - 7100 - PARKS & RECREATION
 DEPARTMENT - 710371 - FIELD MAINTENANCE

ACCOUNT-----	TITLE -----	----- 2020-2021 -----		2021-2022	2022-2023	NET
		BUDGET	ACTUAL	BUDGET	PROPOSED	CHANGE
46180	CHEMICALS	7,000	4,384	10,000	15,000	5,000
46181	HORTICULTURE	1,500				-
46182	SANDS AND SOILS MIXES	14,000	8,249	10,000	18,000	8,000
46183	SEED, SOD, STRAW, ETC.	18,580	18,525	27,000	25,000	(2,000)
46184	NUTRIENT MANAGEMENT	3,852	3,932	14,000	15,000	1,000
TOTAL MATERIALS & SUPPLIES		52,707	35,934	70,900	83,600	12,700
TOTAL OTHER OPERATING EXPENSES		167,079	108,953	219,926	199,978	(19,948)
48111	MACHINERY & EQUIPMENT		1,200			-
48184	IMPROVEMENTS	92,665	94,292			-
TOTAL CAPITAL OUTLAY		92,665	95,492			-
TOTAL CAPITAL OUTLAY		92,665	95,492			-
TOTAL FIELD MAINTENANCE		385,466	328,287	468,671	380,894	(87,777)

CITY OF HARRISONBURG, VA
EXPENDITURE BUDGET

FUND - 1000 - GENERAL FUND

FUNCTION - 700 - PARKS, REC. & CULTURAL

ACTIVITY - 7100 - PARKS & RECREATION

DEPARTMENT - 710471 - COMMUNITY ACTIVITY CENTER

ACCOUNT-----	TITLE -----	----- 2020-2021 -----	----- 2021-2022 -----	----- 2022-2023 -----	NET	
		BUDGET	ACTUAL	BUDGET	PROPOSED	CHANGE
41010	SALARIES & WAGES-REG.	309,154	354,934	443,627	220,746	(222,881)
41020	SALARIES & WAGES-O/T		2			-
41030	PT SALARIES & WAGES-REG	121,121	47,186	268,923	100,703	(168,220)
41050	ANNUAL LEAVE - SEPARATION	11,520	11,516	3,684		(3,684)
41051	SICK LEAVE - SEPARATION	10,000	10,000	1,274		(1,274)
41053	ANNUAL LEAVE - PAYOUT		2,013			-
TOTAL PERSONAL SERVICES		451,795	425,652	717,508	321,449	(396,059)
TOTAL PERSONAL SERVICES		451,795	425,652	717,508	321,449	(396,059)
42010	FICA	34,579	31,070	54,889	24,591	(30,298)
42020	RETIREMENT - VRS	38,276	44,033	57,006	32,473	(24,533)
42050	HEALTH INSURANCE	29,660	36,789	56,582	46,845	(9,737)
42060	LIFE INSURANCE - VRS	3,991	4,592	5,944	2,958	(2,986)
42070	DISABILITY (VLDP)	684	811	1,187	559	(628)
42080	DENTAL INSURANCE	915	962	1,404	780	(624)
42090	UNEMPLOYMENT	7,498	7,753			-
42110	WORKER'S COMP.	9,936	9,631	13,291	9,981	(3,310)
TOTAL FRINGE BENEFITS		125,539	135,641	190,303	118,187	(72,116)
43100	PROFESSIONAL SERVICES	2,725	1,803	1,000		(1,000)
43110	MEDICAL SERVICES	2,515	562	2,000		(2,000)
43320	SERVICE CONTRACTS	10,870	14,051	10,809	5,720	(5,089)
43330	MAINT & REP.-MACH & EQUIP	4,600	429	6,500	2,000	(4,500)
43360	MAINT & REP.-BLDGS & GNDS	55,952	79,551	6,500	11,000	4,500
43600	ADVERTISING		450			-
43700	CONTRACTED SERVICES	16,500	240	4,000		(4,000)
43890	STATE FEES AND PERMITS	85		100		(100)
TOTAL PURCHASED SERVICESS		93,247	97,085	30,909	18,720	(12,189)
44300	CENTRAL STORES	500	25		500	500
TOTAL INTERNAL SERVICES		500	25		500	500
45110	ELECTRICITY	30,600	18,376	32,000	30,000	(2,000)
45120	HEATING	5,500	6,527	6,000	7,000	1,000
45130	WATER & SEWER	4,600	3,514	5,250	4,750	(500)
45210	POSTAGE		11			-
45230	TELECOMMUNICATIONS	6,800	1,068	2,000	1,400	(600)
45340	PROPERTY INSURANCE	420	854	930	970	40
45350	VEHICLE & EQUIPMENT INS.	117	111	120	130	10
45370	PUB.OFFICIAL LIABILITY IN	1,178	1,257	1,440	1,530	90
45380	GENERAL LIABILITY INS.	519	531	560	560	-
45394	RETIREE H'CARE BENEFIT	3,400	3,060	4,080	4,080	-

CITY OF HARRISONBURG, VA
EXPENDITURE BUDGET

FUND - 1000 - GENERAL FUND

FUNCTION - 700 - PARKS, REC. & CULTURAL

ACTIVITY - 7100 - PARKS & RECREATION

DEPARTMENT - 710471 - COMMUNITY ACTIVITY CENTER

ACCOUNT-----	TITLE -----	----- 2020-2021 -----	----- 2021-2022 -----	----- 2022-2023 -----	NET	
		BUDGET	ACTUAL	BUDGET	PROPOSED	CHANGE
45410	LEASE/RENT OF EQUIPMENT	308	765			-
45530	TRAINING & TRAVEL	5,950		4,950		(4,950)
45540	EDUCATION		1,000			-
45803	FESTIVALS	3,400	10,882	14,250	1,000	(13,250)
45810	DUES & MEMBERSHIPS	600	749	500	550	50
TOTAL OTHER CHARGES		63,392	48,706	72,080	51,970	(20,110)
46010	OFFICE SUPPLIES	2,000	236			-
46050	JANITORIAL SUPPLIES		17		10,750	10,750
46110	UNIFORMS		75			-
46120	BOOKS & SUBSCRIPTIONS		27			-
46130	RECREATIONAL SUPPLIES	42,203	31,875	9,800	3,500	(6,300)
46131	ED/REC SUPP-PLAYGROUNDS	20,800	2,410	12,800		(12,800)
46145	SAFETY MATERIALS	300	48	300	150	(150)
TOTAL MATERIALS & SUPPLIES		65,303	34,688	22,900	14,400	(8,500)
TOTAL OTHER OPERATING EXPENSES		347,981	316,144	316,192	203,777	(112,415)
48122	FURNITURE	1,655	16,144		300	300
48184	IMPROVEMENTS	103,357	69,256		10,000	10,000
48272	HARDWARE	4,364	10,116			-
48273	SOFTWARE			4,580		(4,580)
TOTAL CAPITAL OUTLAY		109,376	95,515	4,580	10,300	5,720
TOTAL CAPITAL OUTLAY		109,376	95,515	4,580	10,300	5,720
TOTAL COMMUNITY ACTIVITY CENTER		909,152	837,311	1,038,280	535,526	(502,754)

CITY OF HARRISONBURG, VA
EXPENDITURE BUDGET

FUND - 1000 - GENERAL FUND
 FUNCTION - 700 - PARKS, REC. & CULTURAL
 ACTIVITY - 7100 - PARKS & RECREATION
 DEPARTMENT - 710571 - SPECIAL EVENTS/PROGRAMS

ACCOUNT-----	TITLE -----	----- 2020-2021 -----		2021-2022	2022-2023	NET	
		BUDGET	ACTUAL	BUDGET	PROPOSED	CHANGE	
41010	SALARIES & WAGES-REG.				258,214	258,214	
41030	PT SALARIES & WAGES-REG				157,235	157,235	
TOTAL PERSONAL SERVICES						415,449	415,449
TOTAL PERSONAL SERVICES						415,449	415,449
42010	FICA				31,781	31,781	
42020	RETIREMENT - VRS				37,984	37,984	
42050	HEALTH INSURANCE				27,302	27,302	
42060	LIFE INSURANCE - VRS				3,460	3,460	
42070	DISABILITY (VLDP)				745	745	
42080	DENTAL INSURANCE				780	780	
TOTAL FRINGE BENEFITS						102,052	102,052
43700	CONTRACTED SERVICES				4,000	4,000	
43890	STATE FEES AND PERMITS				100	100	
TOTAL PURCHASED SERVICES						4,100	4,100
45131	WATER				17,500	17,500	
45803	FESTIVALS				4,350	4,350	
45810	DUES & MEMBERSHIPS				100	100	
TOTAL OTHER CHARGES						21,950	21,950
46130	RECREATIONAL SUPPLIES				9,550	9,550	
TOTAL MATERIALS & SUPPLIES						9,550	9,550
TOTAL OTHER OPERATING EXPENSES						137,652	137,652
TOTAL SPECIAL EVENTS/PROGRAMS						553,101	553,101

CITY OF HARRISONBURG, VA
EXPENDITURE BUDGET

FUND - 1000 - GENERAL FUND
FUNCTION - 700 - PARKS, REC. & CULTURAL
ACTIVITY - 7100 - PARKS & RECREATION
DEPARTMENT - 710671 - SIMMS RECREATION CENTER

ACCOUNT-----	TITLE -----	----- 2020-2021 -----	----- 2021-2022 -----	----- 2022-2023 -----	NET	
		BUDGET	ACTUAL	BUDGET	PROPOSED	CHANGE
41010	SALARIES & WAGES-REG.	96,023	93,946	97,844	164,573	66,729
41020	SALARIES & WAGES-O/T		2			-
41030	PT SALARIES & WAGES-REG	47,976	20,841	80,221	35,976	(44,245)
TOTAL PERSONAL SERVICES		143,999	114,789	178,065	200,549	22,484
TOTAL PERSONAL SERVICES		143,999	114,789	178,065	200,549	22,484
42010	FICA	11,016	8,236	13,622	15,343	1,721
42020	RETIREMENT - VRS	11,954	11,665	12,573	24,210	11,637
42050	HEALTH INSURANCE	9,580	11,713	15,290	35,820	20,530
42060	LIFE INSURANCE - VRS	1,247	1,216	1,311	2,205	894
42070	DISABILITY (VLDP)	197	49		365	365
42080	DENTAL INSURANCE	312	299	312	624	312
42090	UNEMPLOYMENT	1,319	1,319			-
42110	WORKER'S COMP.	3,352	2,859	3,352	2,862	(490)
TOTAL FRINGE BENEFITS		38,977	37,357	46,460	81,429	34,969
43100	PROFESSIONAL SERVICES	590	108	100		(100)
43110	MEDICAL SERVICES	300	100	400		(400)
43320	SERVICE CONTRACTS	19,199	18,520	17,363	9,982	(7,381)
43330	MAINT & REP.-MACH & EQUIP			1,000	1,000	-
43340	MAINT & REP.-FURN & FIX				10,000	10,000
43360	MAINT & REP.-BLDGS & GNDS	31,343	55,670	30,000	26,000	(4,000)
43700	CONTRACTED SERVICES	15,120		1,500		(1,500)
TOTAL PURCHASED SERVICESS		66,552	74,398	50,363	46,982	(3,381)
44300	CENTRAL STORES		62		1,000	1,000
TOTAL INTERNAL SERVICES			62		1,000	1,000
45110	ELECTRICITY	82,000	47,871	82,000	82,000	-
45120	HEATING	27,500	20,536	27,500	28,000	500
45130	WATER & SEWER	6,500	5,937	6,500	6,500	-
45210	POSTAGE		8			-
45230	TELECOMMUNICATIONS	2,000	1,195	1,500	1,709	209
45310	BOILER & MACHINERY INS.	2,819	2,675	2,920	3,030	110
45340	PROPERTY INSURANCE	4,365	4,318	4,710	4,920	210
45370	PUB.OFFICIAL LIABILITY IN	631	673	770	820	50
45380	GENERAL LIABILITY INS.	278	285	300	300	-
45530	TRAINING & TRAVEL	2,080		500		(500)
45803	FESTIVALS	4,350		8,500	8,500	-
45810	DUES & MEMBERSHIPS	250	497	250	275	25
TOTAL OTHER CHARGES		132,773	83,994	135,450	136,054	604

CITY OF HARRISONBURG, VA
EXPENDITURE BUDGET

FUND - 1000 - GENERAL FUND
 FUNCTION - 700 - PARKS, REC. & CULTURAL
 ACTIVITY - 7100 - PARKS & RECREATION
 DEPARTMENT - 710671 - SIMMS RECREATION CENTER

ACCOUNT-----	TITLE -----	----- 2020-2021 -----		2021-2022 BUDGET	2022-2023 PROPOSED	NET CHANGE
		BUDGET	ACTUAL			
46010	OFFICE SUPPLIES	1,300				-
46050	JANITORIAL SUPPLIES				9,000	9,000
46130	RECREATIONAL SUPPLIES	1,000	203	3,000	11,000	8,000
46145	SAFETY MATERIALS	250	48	150	150	-
TOTAL MATERIALS & SUPPLIES		2,550	251	3,150	20,150	17,000
TOTAL OTHER OPERATING EXPENSES		240,852	196,062	235,423	285,615	50,192
48111	MACHINERY & EQUIPMENT		726			-
48122	FURNITURE		14,582		3,500	3,500
48172	HARDWARE		739		1,000	1,000
48184	IMPROVEMENTS	32,046	9,997		3,000	3,000
48272	HARDWARE		11,427			-
48273	SOFTWARE			200		(200)
TOTAL CAPITAL OUTLAY		32,046	37,471	200	7,500	7,300
TOTAL CAPITAL OUTLAY		32,046	37,471	200	7,500	7,300
TOTAL SIMMS RECREATION CENTER		416,897	348,322	413,688	493,664	79,976

CITY OF HARRISONBURG, VA
EXPENDITURE BUDGET

FUND - 1000 - GENERAL FUND
FUNCTION - 700 - PARKS, REC. & CULTURAL
ACTIVITY - 7100 - PARKS & RECREATION
DEPARTMENT - 710771 - WESTOVER POOL

ACCOUNT-----	TITLE -----	----- 2020-2021 -----	----- 2021-2022 -----	----- 2022-2023 -----	NET	
		BUDGET	ACTUAL	BUDGET	PROPOSED	CHANGE
41010	SALARIES & WAGES-REG.	93,071	89,719	93,023	148,031	55,008
41030	PT SALARIES & WAGES-REG	122,842	67,227	163,838	165,877	2,039
41040	PT SALARIES & WAGES-O/T		102			-
41054	PTO - PAYOUT		1,067			-
TOTAL PERSONAL SERVICES		215,913	158,114	256,861	313,908	57,047
TOTAL PERSONAL SERVICES		215,913	158,114	256,861	313,908	57,047
42010	FICA	16,371	11,741	19,650	24,014	4,364
42020	RETIREMENT - VRS	11,482	11,159	11,953	21,776	9,823
42050	HEALTH INSURANCE	14,202	11,636	15,290	21,084	5,794
42060	LIFE INSURANCE - VRS	1,198	1,164	1,246	1,983	737
42070	DISABILITY (VLDP)	442	460	479	832	353
42080	DENTAL INSURANCE	333	312	312	468	156
42090	UNEMPLOYMENT	3,693	3,693			-
42110	WORKER'S COMP.	7,357	5,231	7,357	4,810	(2,547)
TOTAL FRINGE BENEFITS		55,078	45,396	56,287	74,967	18,680
43100	PROFESSIONAL SERVICES	450	549	750		(750)
43110	MEDICAL SERVICES	1,200	1,334	1,750		(1,750)
43320	SERVICE CONTRACTS	757	356	550	400	(150)
43330	MAINT & REP.-MACH & EQUIP	9,913	21,780	7,500	9,995	2,495
43360	MAINT & REP.-BLDGS & GNDS	7,662	37,322	16,500	7,500	(9,000)
43600	ADVERTISING	250	544			-
TOTAL PURCHASED SERVICESS		20,231	61,885	27,050	17,895	(9,155)
44300	CENTRAL STORES	300				-
TOTAL INTERNAL SERVICES		300				-
45110	ELECTRICITY	38,000	33,463	38,000	36,000	(2,000)
45120	HEATING	37,500	34,433	38,000	33,000	(5,000)
45130	WATER & SEWER	28,000	15,048	25,000	21,000	(4,000)
45210	POSTAGE		12			-
45230	TELECOMMUNICATIONS	480		480		(480)
45340	PROPERTY INSURANCE	7,248	6,744	7,350	7,670	320
45370	PUB.OFFICIAL LIABILITY IN	943	1,007	1,160	1,230	70
45380	GENERAL LIABILITY INS.	416	425	450	450	-
45410	LEASE/RENT OF EQUIPMENT	2,225	75	2,150	1,650	(500)
45530	TRAINING & TRAVEL	2,878	1,013	2,830		(2,830)
45803	FESTIVALS	400		400		(400)
45810	DUES & MEMBERSHIPS	130	150	210	300	90
TOTAL OTHER CHARGES		118,220	92,370	116,030	101,300	(14,730)

CITY OF HARRISONBURG, VA
EXPENDITURE BUDGET

FUND - 1000 - GENERAL FUND

FUNCTION - 700 - PARKS, REC. & CULTURAL

ACTIVITY - 7100 - PARKS & RECREATION

DEPARTMENT - 710771 - WESTOVER POOL

ACCOUNT-----	TITLE -----	----- 2020-2021 -----	----- 2021-2022 -----	----- 2022-2023 -----	NET	
		BUDGET	ACTUAL	BUDGET	PROPOSED	CHANGE
46010	OFFICE SUPPLIES	750	304			-
46090	POWERED EQUIPMENT SUPPLY	917	917			-
46110	UNIFORMS	1,770	5,686	1,480	270	(1,210)
46130	RECREATIONAL SUPPLIES	2,130	6,749	1,250		(1,250)
46145	SAFETY MATERIALS	1,411	2,231	1,650	1,282	(368)
46180	CHEMICALS	35,350	24,544	37,900	35,500	(2,400)
TOTAL MATERIALS & SUPPLIES		42,328	40,430	42,280	37,052	(5,228)
TOTAL OTHER OPERATING EXPENSES		236,157	240,080	241,647	231,214	(10,433)
48184	IMPROVEMENTS	108,256	109,633			-
48272	HARDWARE		325			-
TOTAL CAPITAL OUTLAY		108,256	109,958			-
TOTAL CAPITAL OUTLAY		108,256	109,958			-
TOTAL WESTOVER POOL		560,326	508,152	498,508	545,122	46,614

CITY OF HARRISONBURG, VA
EXPENDITURE BUDGET

FUND - 1000 - GENERAL FUND
FUNCTION - 700 - PARKS, REC. & CULTURAL
ACTIVITY - 7100 - PARKS & RECREATION
DEPARTMENT - 710871 - ATHLETICS

ACCOUNT-----	TITLE -----	----- 2020-2021 -----	----- 2021-2022 -----	----- 2022-2023 -----	NET
		BUDGET	ACTUAL	PROPOSED	CHANGE
41010	SALARIES & WAGES-REG.	192,361	209,180	195,323	(205)
41020	SALARIES & WAGES-O/T		7		-
41030	PT SALARIES & WAGES-REG	49,854	1,926	35,400	(11,239)
TOTAL PERSONAL SERVICES		242,215	211,114	230,723	(11,444)
TOTAL PERSONAL SERVICES		242,215	211,114	230,723	(11,444)
42010	FICA	18,530	15,719	17,650	(875)
42020	RETIREMENT - VRS	23,948	25,967	25,099	3,603
42050	HEALTH INSURANCE	14,370	14,093	14,370	5,572
42060	LIFE INSURANCE - VRS	2,498	2,708	2,617	(3)
42070	DISABILITY (VLDP)	640	645	660	40
42080	DENTAL INSURANCE	624	351	624	-
42110	WORKER'S COMP.	4,410	4,472	4,410	(938)
TOTAL FRINGE BENEFITS		65,020	63,955	65,430	7,399
43100	PROFESSIONAL SERVICES	2,550	1,187	3,777	(3,777)
43110	MEDICAL SERVICES	1,580	170	1,250	(1,250)
43320	SERVICE CONTRACTS	350	1,292	850	360
43330	MAINT & REP.-MACH & EQUIP		455		-
43360	MAINT & REP.-BLDGS & GNDS	486	936	1,000	(1,000)
43600	ADVERTISING		752		-
43700	CONTRACTED SERVICES	18,300	1,978	24,600	2,700
TOTAL PURCHASED SERVICESS		23,266	6,770	31,477	(3,817)
44300	CENTRAL STORES		739		-
TOTAL INTERNAL SERVICES			739		-
45110	ELECTRICITY	7,300	9,602	15,000	(500)
45130	WATER & SEWER	11,500	3,693	11,500	(5,000)
45210	POSTAGE		25		-
45230	TELECOMMUNICATIONS	2,000	1,533	2,750	(250)
45340	PROPERTY INSURANCE	236	236	260	10
45350	VEHICLE & EQUIPMENT INS.	314	307	320	30
45370	PUB.OFFICIAL LIABILITY IN	567	605	690	40
45380	GENERAL LIABILITY INS.	1,750	256	270	-
45390	OTHER INSURANCE			1,500	(1,500)
45530	TRAINING & TRAVEL	4,400	2,475	3,445	(3,445)
45803	FESTIVALS	2,900	2,611	2,600	(2,100)
TOTAL OTHER CHARGES		30,967	21,342	38,335	(12,715)
46010	OFFICE SUPPLIES	1,500	208	400	400

CITY OF HARRISONBURG, VA
EXPENDITURE BUDGET

FUND - 1000 - GENERAL FUND

FUNCTION - 700 - PARKS, REC. & CULTURAL

ACTIVITY - 7100 - PARKS & RECREATION

DEPARTMENT - 710871 - ATHLETICS

ACCOUNT-----	TITLE -----	----- 2020-2021 -----	----- 2021-2022 -----	2022-2023	NET	
		BUDGET	ACTUAL	PROPOSED	CHANGE	
46132	ED/REC SUPP-ATHLETICS	46,244	70,862	48,610	80,200	31,590
46140	OTHER OPERATING SUPPLIES	4,672	4,672			-
46145	SAFETY MATERIALS	424	383	500	650	150
TOTAL MATERIALS & SUPPLIES		52,840	76,124	49,110	81,250	32,140
TOTAL OTHER OPERATING EXPENSES		172,092	168,930	184,352	207,359	23,007
48111	MACHINERY & EQUIPMENT		4,747			-
48181	BUILDINGS & GROUNDS	6,195	12,650		3,800	3,800
48184	IMPROVEMENTS		2,353			-
48221	FURNITURE & FIXTURES	16,988			4,500	4,500
48272	HARDWARE		765			-
TOTAL CAPITAL OUTLAY		23,183	20,515		8,300	8,300
TOTAL CAPITAL OUTLAY		23,183	20,515		8,300	8,300
TOTAL ATHLETICS		437,490	400,559	415,075	434,938	19,863

CITY OF HARRISONBURG, VA
EXPENDITURE BUDGET

FUND - 1000 - GENERAL FUND

FUNCTION - 700 - PARKS, REC. & CULTURAL

ACTIVITY - 7100 - PARKS & RECREATION

DEPARTMENT - 730271 - GOLF COURSE GDS MGT

ACCOUNT-----	TITLE -----	----- 2020-2021 -----	----- 2021-2022 -----	----- 2022-2023 -----	NET	
		BUDGET	ACTUAL	BUDGET	PROPOSED	CHANGE
41010	SALARIES & WAGES-REG.	171,597	171,192	171,405	241,703	70,298
41020	SALARIES & WAGES-O/T		2			-
41030	PT SALARIES & WAGES-REG	67,900	34,156	70,035	71,889	1,854
TOTAL PERSONAL SERVICES		239,497	205,350	241,440	313,592	72,152
TOTAL PERSONAL SERVICES		239,497	205,350	241,440	313,592	72,152
42010	FICA	18,322	15,036	18,471	23,990	5,519
42020	RETIREMENT - VRS	21,270	21,229	22,025	35,555	13,530
42050	HEALTH INSURANCE	19,160	17,958	19,160	35,469	16,309
42060	LIFE INSURANCE - VRS	2,219	2,214	2,297	3,238	941
42070	DISABILITY (VLDP)	691	681	687	787	100
42080	DENTAL INSURANCE	624	632	624	780	156
42090	UNEMPLOYMENT	1,126	1,223			-
42110	WORKER'S COMP.	5,144	4,073	5,144	1,980	(3,164)
TOTAL FRINGE BENEFITS		68,556	63,045	68,408	101,799	33,391
43100	PROFESSIONAL SERVICES	200	77	150		(150)
43110	MEDICAL SERVICES	1,164	185	705		(705)
43320	SERVICE CONTRACTS	3,690	3,724	3,544	3,294	(250)
43330	MAINT & REP.-MACH & EQUIP	26,000	24,030	24,000	20,000	(4,000)
43360	MAINT & REP.-BLDGS & GNDS		5,313			-
43600	ADVERTISING		54			-
43700	CONTRACTED SERVICES		3,438			-
43710	UNIFORM MAINTENANCE CONT.	3,800	214			-
TOTAL PURCHASED SERVICESS		34,854	37,034	28,399	23,294	(5,105)
44200	C.G. - PARTS AND LABOR	10,000	8,032	13,600	12,500	(1,100)
44300	CENTRAL STORES	1,129	709	1,000	1,000	-
44310	C.G. - FUEL	650	451	800	1,100	300
TOTAL INTERNAL SERVICES		11,779	9,192	15,400	14,600	(800)
45110	ELECTRICITY	13,000	8,374	13,000	13,000	-
45120	HEATING	3,200	2,613	3,000	3,000	-
45130	WATER & SEWER	2,500	867	2,500	2,500	-
45210	POSTAGE		28	200	200	-
45230	TELECOMMUNICATIONS	1,800	572	700	500	(200)
45340	PROPERTY INSURANCE	927	979	1,070	1,120	50
45350	VEHICLE & EQUIPMENT INS.	2,499	2,442	2,610	2,830	220
45370	PUB.OFFICIAL LIABILITY IN	1,360	1,451	1,670	1,780	110
45380	GENERAL LIABILITY INS.	599	613	640	640	-
45410	LEASE/RENT OF EQUIPMENT	2,200	2,250	2,000		(2,000)
45530	TRAINING & TRAVEL	500		1,000		(1,000)

CITY OF HARRISONBURG, VA
EXPENDITURE BUDGET

FUND - 1000 - GENERAL FUND

FUNCTION - 700 - PARKS, REC. & CULTURAL

ACTIVITY - 7100 - PARKS & RECREATION

DEPARTMENT - 730271 - GOLF COURSE GDS MGT

ACCOUNT-----	TITLE -----	----- 2020-2021 -----	----- 2021-2022 -----	----- 2022-2023 -----	NET	
		BUDGET	ACTUAL	BUDGET	PROPOSED	CHANGE
45540	EDUCATION			2,000		(2,000)
45810	DUES & MEMBERSHIPS	1,005	1,214	1,000	1,000	-
TOTAL OTHER CHARGES		29,590	21,404	31,390	26,570	(4,820)
46010	OFFICE SUPPLIES	500	17			-
46050	JANITORIAL SUPPLIES	316	16	500	500	-
46075	MAINT&REP-ROADS/TRAILS/BR	1,000	1,768	2,000		(2,000)
46076	MAINT&REP-IRRIGATION SYS.	5,300	2,180	4,500	7,000	2,500
46080	POWERED EQUIPMENT FUELS	18,000	9,539	12,000	14,500	2,500
46110	UNIFORMS	2,010	175	600	600	-
46145	SAFETY MATERIALS	2,100	754	2,000	1,000	(1,000)
46180	CHEMICALS	43,200	52,732	47,000	40,000	(7,000)
46181	HORTICULTURE	1,000		1,000		(1,000)
46182	SANDS AND SOILS MIXES	8,000	15,460	10,000	8,000	(2,000)
46183	SEED, SOD, STRAW, ETC.	1,800	2,086	1,500	1,000	(500)
46184	NUTRIENT MANAGEMENT	30,000	24,686	30,000	22,000	(8,000)
TOTAL MATERIALS & SUPPLIES		113,226	109,412	111,100	94,600	(16,500)
TOTAL OTHER OPERATING EXPENSES		258,005	240,088	254,697	260,863	6,166
48181	BUILDINGS & GROUNDS		150			-
48272	HARDWARE		60			-
48273	SOFTWARE	250		750	750	-
TOTAL CAPITAL OUTLAY		250	210	750	750	-
TOTAL CAPITAL OUTLAY		250	210	750	750	-
TOTAL GOLF COURSE GDS MGT		497,752	445,648	496,887	575,205	78,318

CITY OF HARRISONBURG, VA
EXPENDITURE BUDGET

FUND - 1000 - GENERAL FUND
 FUNCTION - 700 - PARKS, REC. & CULTURAL
 ACTIVITY - 7100 - PARKS & RECREATION
 DEPARTMENT - 730371 - GOLF COURSE CLUBHOUSE

ACCOUNT-----	TITLE -----	----- 2020-2021 -----	----- 2021-2022 -----	----- 2022-2023 -----	NET
		BUDGET	ACTUAL	PROPOSED	CHANGE
41010	SALARIES & WAGES-REG.	71,718	71,993	73,185	3,648
41030	PT SALARIES & WAGES-REG	74,688	57,155	94,854	15,371
41053	ANNUAL LEAVE - PAYOUT		1,469		-
TOTAL PERSONAL SERVICES		146,406	130,617	168,039	19,019
TOTAL PERSONAL SERVICES		146,406	130,617	168,039	19,019
42010	FICA	11,200	9,511	12,855	1,455
42020	RETIREMENT - VRS	9,023	9,063	9,405	1,898
42050	HEALTH INSURANCE	14,762	13,532	14,762	738
42060	LIFE INSURANCE - VRS	942	945	982	48
42080	DENTAL INSURANCE	156	156	156	-
42090	UNEMPLOYMENT	3,024	3,024		-
42110	WORKER'S COMP.	3,323	1,921	3,323	(1,415)
TOTAL FRINGE BENEFITS		42,430	38,153	41,483	2,724
43100	PROFESSIONAL SERVICES	200	504	324	(324)
43110	MEDICAL SERVICES	960	620	300	(300)
43165	CREDIT CARD SERVICE FEES	25,000	30,356	25,000	(3,000)
43320	SERVICE CONTRACTS	9,506	6,669	13,560	(1,400)
43330	MAINT & REP.-MACH & EQUIP	2,700	1,887	750	2,750
43360	MAINT & REP.-BLDGS & GNDS	1,354	1,630	750	250
43600	ADVERTISING		1,467		-
TOTAL PURCHASED SERVICES		39,720	43,132	40,684	(2,024)
44300	CENTRAL STORES	300		300	-
TOTAL INTERNAL SERVICES		300		300	-
45110	ELECTRICITY	13,700	6,291	10,000	-
45120	HEATING	3,965	4,573	3,500	-
45130	WATER & SEWER	3,100	1,360	1,400	-
45210	POSTAGE	350	205	300	-
45230	TELECOMMUNICATIONS	1,200	397	500	-
45340	PROPERTY INSURANCE	778	770	840	40
45360	SURETY BONDS	29	28	30	10
45370	PUB.OFFICIAL LIABILITY IN	952	1,016	1,170	80
45380	GENERAL LIABILITY INS.	420	430	450	-
45410	LEASE/RENT OF EQUIPMENT	56,085	54,031	54,866	-
45530	TRAINING & TRAVEL	350	194	350	(350)
45810	DUES & MEMBERSHIPS	1,105	2,260	1,105	895
TOTAL OTHER CHARGES		82,034	71,555	74,511	675

CITY OF HARRISONBURG, VA
EXPENDITURE BUDGET

FUND - 1000 - GENERAL FUND
 FUNCTION - 700 - PARKS, REC. & CULTURAL
 ACTIVITY - 7100 - PARKS & RECREATION
 DEPARTMENT - 730371 - GOLF COURSE CLUBHOUSE

ACCOUNT-----	TITLE -----	----- 2020-2021 -----	----- 2021-2022 -----	2022-2023	NET
		BUDGET	ACTUAL	PROPOSED	CHANGE
46010	OFFICE SUPPLIES	2,000	3,299	400	(2,500)
46130	RECREATIONAL SUPPLIES		2,740		-
46145	SAFETY MATERIALS	200	69	200	-
46150	MAT'L FOR RESALE-FOOD/BEV		1,529	12,000	9,000
46151	MERCHANDISE-RESALE	15,000	775	5,000	1,000
46154	MERCHANDISE-SPECIAL ORDER	5,000	7,494	3,000	(2,000)
TOTAL MATERIALS & SUPPLIES		22,200	15,907	20,600	5,500
TOTAL OTHER OPERATING EXPENSES		186,684	168,747	178,953	6,875
48176	PRACTICE RANGE EQUIP&ACC.	5,000	3,010	3,000	(3,000)
48272	HARDWARE		589	500	(500)
48273	SOFTWARE	840			-
TOTAL CAPITAL OUTLAY		5,840	3,599	3,500	(3,500)
TOTAL CAPITAL OUTLAY		5,840	3,599	3,500	(3,500)
TOTAL GOLF COURSE CLUBHOUSE		338,930	302,963	366,011	22,394

04/12/2022

CITY OF HARRISONBURG, VA
EXPENDITURE BUDGET

FUND - 1000 - GENERAL FUND
FUNCTION - 700 - PARKS, REC. & CULTURAL
ACTIVITY - 7500 - LIBRARY
DEPARTMENT - 750511 - REGIONAL LIBRARY

ACCOUNT-----	TITLE -----	-----	2020-2021 -----	2021-2022	2022-2023	NET
		BUDGET	ACTUAL	BUDGET	PROPOSED	CHANGE
47010	MRL-OPERATING	577,320	577,320	588,866	606,532	17,666
TOTAL PMT. TO JOINT OPERATIONS		577,320	577,320	588,866	606,532	17,666
TOTAL OTHER OPERATING EXPENSES		577,320	577,320	588,866	606,532	17,666
TOTAL REGIONAL LIBRARY		577,320	577,320	588,866	606,532	17,666

CITY OF HARRISONBURG, VA
EXPENDITURE BUDGET

FUND - 1000 - GENERAL FUND
FUNCTION - 800 - COMMUNITY DEVELOPMENT
ACTIVITY - 8100 - PLAN. & COMM. DEVELOPMENT
DEPARTMENT - 810121 - PLANNING

ACCOUNT-----	TITLE -----	----- 2020-2021 -----	----- 2021-2022 -----	----- 2022-2023 -----	NET	
		BUDGET	ACTUAL	BUDGET	PROPOSED	CHANGE
41010	SALARIES & WAGES-REG.	154,239	154,150	156,931	164,783	7,852
41020	SALARIES & WAGES-O/T		4			-
41030	PT SALARIES & WAGES-REG	7,200	7,100	7,200	7,200	-
41053	ANNUAL LEAVE - PAYOUT		1,293			-
TOTAL PERSONAL SERVICES		161,439	162,547	164,131	171,983	7,852
TOTAL PERSONAL SERVICES		161,439	162,547	164,131	171,983	7,852
42010	FICA	12,350	11,335	12,556	13,156	600
42020	RETIREMENT - VRS	19,435	19,434	20,165	24,240	4,075
42050	HEALTH INSURANCE	19,552	17,923	19,552	20,530	978
42060	LIFE INSURANCE - VRS	2,027	2,026	2,103	2,208	105
42080	DENTAL INSURANCE	312	312	312	312	-
42110	WORKER'S COMP.	712	607	712	548	(164)
TOTAL FRINGE BENEFITS		54,388	51,637	55,400	60,994	5,594
43100	PROFESSIONAL SERVICES	333,217	236,962	250	3,250	3,000
43320	SERVICE CONTRACTS				358	358
43600	ADVERTISING	14,000	13,227	32,740	32,740	-
TOTAL PURCHASED SERVICES		347,217	250,189	32,990	36,348	3,358
44200	C.G. - PARTS AND LABOR	1,000	755	300	400	100
44300	CENTRAL STORES	250		250	250	-
44310	C.G. - FUEL	600	142	600	800	200
TOTAL INTERNAL SERVICES		1,850	897	1,150	1,450	300
45210	POSTAGE	960		960	960	-
45350	VEHICLE & EQUIPMENT INS.	351	344	360	390	30
45370	PUB.OFFICIAL LIABILITY IN	479	511	590	630	40
45380	GENERAL LIABILITY INS.	211	216	230	230	-
45394	RETIREE H'CARE BENEFIT				3,480	3,480
45410	LEASE/RENT OF EQUIPMENT	2,324	1,840	2,324	2,324	-
45530	TRAINING & TRAVEL	5,538	1,130	5,550	5,526	(24)
45810	DUES & MEMBERSHIPS	993	609	993	993	-
TOTAL OTHER CHARGES		10,856	4,650	11,007	14,533	3,526
46010	OFFICE SUPPLIES	750	548	750	750	-
46120	BOOKS & SUBSCRIPTIONS	400	180	400	400	-
46140	OTHER OPERATING SUPPLIES	800		750	750	-
TOTAL MATERIALS & SUPPLIES		1,950	728	1,900	1,900	-

CITY OF HARRISONBURG, VA
EXPENDITURE BUDGET

FUND - 1000 - GENERAL FUND
 FUNCTION - 800 - COMMUNITY DEVELOPMENT
 ACTIVITY - 8100 - PLAN. & COMM. DEVELOPMENT
 DEPARTMENT - 810121 - PLANNING

ACCOUNT-----	TITLE -----	----- 2020-2021 -----	2021-2022	2022-2023	NET	
		BUDGET	ACTUAL	BUDGET	PROPOSED	CHANGE
TOTAL OTHER OPERATING EXPENSES		416,261	308,101	102,447	115,225	12,778
48171	EDP EQUIPMENT			1,115		(1,115)
48271	EDP EQUIPMENT	80	85			-
48273	SOFTWARE			4,858	4,500	(358)
TOTAL CAPITAL OUTLAY		80	85	5,973	4,500	(1,473)
TOTAL CAPITAL OUTLAY		80	85	5,973	4,500	(1,473)
TOTAL PLANNING		577,780	470,734	272,551	291,708	19,157

CITY OF HARRISONBURG, VA
EXPENDITURE BUDGET

FUND - 1000 - GENERAL FUND
FUNCTION - 800 - COMMUNITY DEVELOPMENT
ACTIVITY - 8100 - PLAN. & COMM. DEVELOPMENT
DEPARTMENT - 810221 - ZONING ADMINISTRATOR

ACCOUNT-----	TITLE -----	----- 2020-2021 -----	----- 2021-2022 -----	----- 2022-2023 -----	NET	
		BUDGET	ACTUAL	BUDGET	PROPOSED	CHANGE
41010	SALARIES & WAGES-REG.	141,970	63,404	146,840	186,073	39,233
41054	PTO - PAYOUT		907			-
41060	PTO - SEPARATION		6,030			-
TOTAL PERSONAL SERVICES		141,970	70,341	146,840	186,073	39,233
TOTAL PERSONAL SERVICES		141,970	70,341	146,840	186,073	39,233
42010	FICA	10,861	5,142	11,234	14,235	3,001
42020	RETIREMENT - VRS	17,762	7,557	18,870	27,372	8,502
42050	HEALTH INSURANCE	24,200	6,616	23,614	40,295	16,681
42060	LIFE INSURANCE - VRS	1,853	788	1,968	2,495	527
42070	DISABILITY (VLDP)	727	312	722	958	236
42080	DENTAL INSURANCE	468	195	468	624	156
42110	WORKER'S COMP.	938	687	938	826	(112)
TOTAL FRINGE BENEFITS		56,809	21,297	57,814	86,805	28,991
43100	PROFESSIONAL SERVICES		176			-
43110	MEDICAL SERVICES		65			-
43320	SERVICE CONTRACTS				716	716
43600	ADVERTISING		1,533	1,000	1,000	-
43700	CONTRACTED SERVICES	3,000		3,000	3,000	-
TOTAL PURCHASED SERVICES		3,000	1,774	4,000	4,716	716
44300	CENTRAL STORES	250		250	250	-
TOTAL INTERNAL SERVICES		250		250	250	-
45210	POSTAGE	960		960	960	-
45230	TELECOMMUNICATIONS	444				-
45370	PUB.OFFICIAL LIABILITY IN	323	345	400	430	30
45380	GENERAL LIABILITY INS.	142	146	150	150	-
45530	TRAINING & TRAVEL	3,538	800	3,245	6,064	2,819
45810	DUES & MEMBERSHIPS	837	365	365	705	340
TOTAL OTHER CHARGES		6,244	1,656	5,120	8,309	3,189
46010	OFFICE SUPPLIES	500			500	500
46080	POWERED EQUIPMENT FUELS			250		(250)
46110	UNIFORMS	400	278	395	790	395
46140	OTHER OPERATING SUPPLIES	600	124	250	250	-
TOTAL MATERIALS & SUPPLIES		1,500	402	895	1,540	645

CITY OF HARRISONBURG, VA
EXPENDITURE BUDGET

FUND - 1000 - GENERAL FUND
 FUNCTION - 800 - COMMUNITY DEVELOPMENT
 ACTIVITY - 8100 - PLAN. & COMM. DEVELOPMENT
 DEPARTMENT - 810221 - ZONING ADMINISTRATOR

ACCOUNT-----	TITLE -----	----- 2020-2021 -----		2021-2022	2022-2023	NET
		BUDGET	ACTUAL	BUDGET	PROPOSED	CHANGE
TOTAL OTHER OPERATING EXPENSES		67,803	25,129	68,079	101,620	33,541
48171	EDP EQUIPMENT			1,115	1,130	15
48221	FURNITURE & FIXTURES				3,700	3,700
48271	EDP EQUIPMENT	158	168		1,330	1,330
48273	SOFTWARE		110	358		(358)
TOTAL CAPITAL OUTLAY		158	278	1,473	6,160	4,687
TOTAL CAPITAL OUTLAY		158	278	1,473	6,160	4,687
TOTAL ZONING ADMINISTRATOR		209,931	95,748	216,392	293,853	77,461

CITY OF HARRISONBURG, VA
EXPENDITURE BUDGET

FUND - 1000 - GENERAL FUND
 FUNCTION - 800 - COMMUNITY DEVELOPMENT
 ACTIVITY - 8100 - PLAN. & COMM. DEVELOPMENT
 DEPARTMENT - 810421 - BOARD OF ZONING APPEALS

ACCOUNT-----	TITLE -----	----- 2020-2021 -----	----- 2021-2022 -----	2022-2023	NET
		BUDGET	ACTUAL	PROPOSED	CHANGE
41030	PT SALARIES & WAGES-REG	1,800	600	1,800	-
TOTAL	PERSONAL SERVICES	1,800	600	1,800	-
TOTAL	PERSONAL SERVICES	1,800	600	1,800	-
42010	FICA	138	46	138	-
TOTAL	FRINGE BENEFITS	138	46	138	-
43600	ADVERTISING	2,600	1,477	2,600	-
TOTAL	PURCHASED SERVICESS	2,600	1,477	2,600	-
45530	TRAINING & TRAVEL	1,340	500	1,340	-
TOTAL	OTHER CHARGES	1,340	500	1,340	-
46010	OFFICE SUPPLIES		14		-
TOTAL	MATERIALS & SUPPLIES		14		-
TOTAL	OTHER OPERATING EXPENSES	4,078	2,037	4,078	-
TOTAL	BOARD OF ZONING APPEALS	5,878	2,637	5,878	-

CITY OF HARRISONBURG, VA
EXPENDITURE BUDGET

FUND - 1000 - GENERAL FUND
FUNCTION - 800 - COMMUNITY DEVELOPMENT
ACTIVITY - 8100 - PLAN. & COMM. DEVELOPMENT
DEPARTMENT - 810521 - ECONOMIC DEVELOPMENT

ACCOUNT-----	TITLE -----	----- 2020-2021 -----	----- 2021-2022 -----	----- 2022-2023 -----	NET	
		BUDGET	ACTUAL	BUDGET	PROPOSED	CHANGE
41010	SALARIES & WAGES-REG.	213,918	213,794	217,818	232,596	14,778
TOTAL PERSONAL SERVICES		213,918	213,794	217,818	232,596	14,778
TOTAL PERSONAL SERVICES		213,918	213,794	217,818	232,596	14,778
42010	FICA	16,366	15,383	16,663	17,794	1,131
42020	RETIREMENT - VRS	26,975	26,974	27,990	34,215	6,225
42050	HEALTH INSURANCE	29,524	26,710	25,262	26,525	1,263
42060	LIFE INSURANCE - VRS	2,813	2,813	2,919	3,117	198
42070	DISABILITY (VLDP)	479	482	486	501	15
42080	DENTAL INSURANCE	312	312	312	312	-
42110	WORKER'S COMP.	373	293	373	227	(146)
TOTAL FRINGE BENEFITS		76,842	72,967	74,005	82,691	8,686
43100	PROFESSIONAL SERVICES	27,509	10,127	20,000	10,000	(10,000)
43134	LAB MKT & TRAINING SURVEY	20,000	5,907	2,500	7,400	4,900
43320	SERVICE CONTRACTS		61	62	646	584
43600	ADVERTISING	92,128	72,931	55,000	50,000	(5,000)
43603	SPONSORSHIPS	14,000	13,500	14,000	14,500	500
43890	STATE FEES AND PERMITS	55	20	55	55	-
TOTAL PURCHASED SERVICESS		153,693	102,546	91,617	82,601	(9,016)
44200	C.G. - PARTS AND LABOR	1,500	500	2,000	2,200	200
44300	CENTRAL STORES	100		100	100	-
44310	C.G. - FUEL	900	362	600	800	200
TOTAL INTERNAL SERVICES		2,500	862	2,700	3,100	400
45210	POSTAGE	200	118	200	175	(25)
45230	TELECOMMUNICATIONS	1,447	1,188	1,094	1,234	140
45350	VEHICLE & EQUIPMENT INS.	179	525	540	600	60
45370	PUB.OFFICIAL LIABILITY IN	996	1,063	1,220	1,300	80
45380	GENERAL LIABILITY INS.	439	449	470	470	-
45410	LEASE/RENT OF EQUIPMENT	150		799	799	-
45530	TRAINING & TRAVEL	3,800	360	2,600	2,500	(100)
45745	PROPERTY REHAB TAX RELIEF	61,306	49,594	81,111	111,022	29,911
45746	INCENTIVE GRANTS	600,000	500,000	115,000	140,000	25,000
45748	DEVELOPMENT COST REIMB.	5,000		5,000		(5,000)
45753	E.D. PROGRAM COST REIMB	10,000	10,000			-
45754	BUSINESS ASSISTANCE	970,700	970,700			-
45810	DUES & MEMBERSHIPS	57,439	56,939	57,439	57,489	50
TOTAL OTHER CHARGES		1,711,656	1,590,935	265,473	315,589	50,116

CITY OF HARRISONBURG, VA
EXPENDITURE BUDGET

FUND - 1000 - GENERAL FUND
 FUNCTION - 800 - COMMUNITY DEVELOPMENT
 ACTIVITY - 8100 - PLAN. & COMM. DEVELOPMENT
 DEPARTMENT - 810521 - ECONOMIC DEVELOPMENT

ACCOUNT-----	TITLE -----	----- 2020-2021 -----		2021-2022	2022-2023	NET
		BUDGET	ACTUAL	BUDGET	PROPOSED	CHANGE
46010	OFFICE SUPPLIES	413	293	225	200	(25)
46120	BOOKS & SUBSCRIPTIONS	600	576	785	250	(535)
46140	OTHER OPERATING SUPPLIES	100	110	100	100	-
TOTAL MATERIALS & SUPPLIES		1,113	979	1,110	550	(560)
TOTAL OTHER OPERATING EXPENSES		1,945,804	1,768,289	434,905	484,531	49,626
48171	EDP EQUIPMENT			1,600		(1,600)
48172	HARDWARE				1,370	1,370
TOTAL CAPITAL OUTLAY				1,600	1,370	(230)
TOTAL CAPITAL OUTLAY				1,600	1,370	(230)
TOTAL ECONOMIC DEVELOPMENT		2,159,722	1,982,082	654,323	718,497	64,174

CITY OF HARRISONBURG, VA
EXPENDITURE BUDGET

FUND - 1000 - GENERAL FUND
FUNCTION - 800 - COMMUNITY DEVELOPMENT
ACTIVITY - 8100 - PLAN. & COMM. DEVELOPMENT
DEPARTMENT - 810821 - TOURISM & VISITORS SER

		----- 2020-2021 -----		2021-2022	2022-2023	NET
ACCOUNT-----	TITLE -----	BUDGET	ACTUAL	BUDGET	PROPOSED	CHANGE
41010	SALARIES & WAGES-REG.	150,375	150,287	151,361	158,886	7,525
41030	PT SALARIES & WAGES-REG	84,620	25,195	73,543	76,878	3,335
TOTAL PERSONAL SERVICES		234,995	175,483	224,904	235,764	10,860
TOTAL PERSONAL SERVICES		234,995	175,483	224,904	235,764	10,860
42010	FICA	17,977	12,324	17,205	18,036	831
42020	RETIREMENT - VRS	18,746	18,744	19,451	23,373	3,922
42050	HEALTH INSURANCE	24,342	22,314	24,342	25,559	1,217
42060	LIFE INSURANCE - VRS	1,956	1,955	2,028	2,130	102
42070	DISABILITY (VLDP)	404	407	410	442	32
42080	DENTAL INSURANCE	468	468	468	468	-
42090	UNEMPLOYMENT	2,243	2,243			-
42110	WORKER'S COMP.	491	403	479	433	(46)
TOTAL FRINGE BENEFITS		66,627	58,857	64,383	70,441	6,058
43100	PROFESSIONAL SERVICES	100	508	400	400	-
43165	CREDIT CARD SERVICE FEES	1,175	1,467	1,175	1,175	-
43320	SERVICE CONTRACTS	4,750	10,664	16,750	6,170	(10,580)
43360	MAINT & REP.-BLDGS & GNDS	4,500	56	4,500	14,500	10,000
43600	ADVERTISING	131,569	137,456	86,357	86,357	-
43601	CONTRACT PRINTING/MAILING	9,350	11,250	9,350	9,350	-
43603	SPONSORSHIPS	5,000		5,500	5,500	-
TOTAL PURCHASED SERVICES		156,444	161,402	124,032	123,452	(580)
44200	C.G. - PARTS AND LABOR	2,000	647	2,500	2,700	200
44300	CENTRAL STORES	2,233	1,499	1,500	1,500	-
44310	C.G. - FUEL	900	155	600	800	200
TOTAL INTERNAL SERVICES		5,133	2,302	4,600	5,000	400
45110	ELECTRICITY	9,400	7,281	9,400	9,400	-
45120	HEATING	2,900	2,957	2,900	2,900	-
45130	WATER & SEWER	2,100	2,076	2,100	2,100	-
45210	POSTAGE	12,300		12,300	12,300	-
45230	TELECOMMUNICATIONS	3,491	2,972	3,500	3,500	-
45310	BOILER & MACHINERY INS.	482	457	500	520	20
45340	PROPERTY INSURANCE	1,571	1,558	1,700	1,770	70
45350	VEHICLE & EQUIPMENT INS.	179	177	180	200	20
45360	SURETY BONDS	39	37	35	40	5
45370	PUB.OFFICIAL LIABILITY IN	923	985	1,130	1,200	70
45380	GENERAL LIABILITY INS.	407	416	440	440	-
45530	TRAINING & TRAVEL	7,438	95	7,438	7,436	(2)
45810	DUES & MEMBERSHIPS	2,745	13,275	2,745	3,105	360

CITY OF HARRISONBURG, VA
EXPENDITURE BUDGET

FUND - 1000 - GENERAL FUND
 FUNCTION - 800 - COMMUNITY DEVELOPMENT
 ACTIVITY - 8100 - PLAN. & COMM. DEVELOPMENT
 DEPARTMENT - 810821 - TOURISM & VISITORS SER

ACCOUNT-----	TITLE -----	----- 2020-2021 -----	----- 2021-2022 -----	----- 2022-2023 -----	NET	
		BUDGET	ACTUAL	BUDGET	PROPOSED	CHANGE
TOTAL OTHER CHARGES		43,975	32,095	44,368	44,911	543
46010	OFFICE SUPPLIES	4,879	3,737	3,000	3,000	-
46120	BOOKS & SUBSCRIPTIONS	500	363	520	555	35
46140	OTHER OPERATING SUPPLIES	2,499	2,348	1,500	1,500	-
46151	MERCHANDISE-RESALE	16,000	3,626	16,000	16,000	-
TOTAL MATERIALS & SUPPLIES		23,878	10,074	21,020	21,055	35
TOTAL OTHER OPERATING EXPENSES		296,056	264,730	258,403	264,859	6,456
48121	FURNITURE & FIXTURES				200	200
48171	EDP EQUIPMENT			3,000		(3,000)
48172	HARDWARE				2,000	2,000
48281	BUILDINGS & GROUNDS				500	500
TOTAL CAPITAL OUTLAY				3,000	2,700	(300)
TOTAL CAPITAL OUTLAY				3,000	2,700	(300)
TOTAL TOURISM & VISITORS SER		531,051	440,212	486,307	503,323	17,016

CITY OF HARRISONBURG, VA
EXPENDITURE BUDGET

FUND - 1000 - GENERAL FUND
 FUNCTION - 800 - COMMUNITY DEVELOPMENT
 ACTIVITY - 8200 - ENVIRONMENTAL MGT.
 DEPARTMENT - 820241 - BLACKS RUN GREENWAY

ACCOUNT-----	TITLE -----	----- 2020-2021 -----	----- 2021-2022 -----	----- 2022-2023 -----	NET	
		BUDGET	ACTUAL	BUDGET	PROPOSED	CHANGE
41010	SALARIES & WAGES-REG.	56,069	54,889	59,452	62,418	2,966
41020	SALARIES & WAGES-O/T	1,562		1,665	1,715	50
TOTAL PERSONAL SERVICES		57,631	54,889	61,117	64,133	3,016
TOTAL PERSONAL SERVICES		57,631	54,889	61,117	64,133	3,016
42010	FICA	4,409	4,139	4,675	4,906	231
42020	RETIREMENT - VRS	7,012	7,333	7,640	9,182	1,542
42060	LIFE INSURANCE - VRS	731	765	796	837	41
42080	DENTAL INSURANCE	156	156	156	156	-
42110	WORKER'S COMP.	502	430	502	103	(399)
TOTAL FRINGE BENEFITS		12,810	12,823	13,769	15,184	1,415
43100	PROFESSIONAL SERVICES	3,000		3,000	3,000	-
43110	MEDICAL SERVICES	50		50	50	-
43320	SERVICE CONTRACTS		30	190	252	62
43330	MAINT & REP.-MACH & EQUIP	200		200	200	-
43600	ADVERTISING	200		200	200	-
43710	UNIFORM MAINTENANCE CONT.	300	299	300	300	-
TOTAL PURCHASED SERVICESS		3,750	329	3,940	4,002	62
44200	C.G. - PARTS AND LABOR	2,500	1,660	600	800	200
44300	CENTRAL STORES	500	684	500	500	-
44310	C.G. - FUEL	1,000	505	700	900	200
TOTAL INTERNAL SERVICES		4,000	2,849	1,800	2,200	400
45210	POSTAGE	50		50	50	-
45230	TELECOMMUNICATIONS	673	1,079	1,236	600	(636)
45350	VEHICLE & EQUIPMENT INS.	813	798	830	930	100
45370	PUB.OFFICIAL LIABILITY IN	150	161	180	190	10
45380	GENERAL LIABILITY INS.	66	68	70	70	-
45410	LEASE/RENT OF EQUIPMENT	1,000		1,000	1,000	-
45530	TRAINING & TRAVEL	750	161	750	906	156
45540	EDUCATION	600		600	600	-
TOTAL OTHER CHARGES		4,102	2,267	4,716	4,346	(370)
46010	OFFICE SUPPLIES	200	47	200	200	-
46140	OTHER OPERATING SUPPLIES	4,500	3,007	4,500	4,500	-
46181	HORTICULTURE	5,000	1,968	5,000	5,000	-
TOTAL MATERIALS & SUPPLIES		9,700	5,022	9,700	9,700	-

CITY OF HARRISONBURG, VA
EXPENDITURE BUDGET

FUND - 1000 - GENERAL FUND
 FUNCTION - 800 - COMMUNITY DEVELOPMENT
 ACTIVITY - 8200 - ENVIRONMENTAL MGT.
 DEPARTMENT - 820241 - BLACKS RUN GREENWAY

ACCOUNT-----	TITLE -----	----- 2020-2021 -----	2021-2022	2022-2023	NET	
		BUDGET	ACTUAL	BUDGET	PROPOSED	CHANGE
TOTAL OTHER OPERATING EXPENSES		34,362	23,290	33,925	35,432	1,507
48172	HARDWARE			1,900		(1,900)
48184	IMPROVEMENTS			5,000	5,000	-
48272	HARDWARE				1,900	1,900
TOTAL CAPITAL OUTLAY				6,900	6,900	-
TOTAL CAPITAL OUTLAY				6,900	6,900	-
TOTAL BLACKS RUN GREENWAY		91,993	78,179	101,942	106,465	4,523

CITY OF HARRISONBURG, VA
EXPENDITURE BUDGET

FUND - 1000 - GENERAL FUND
FUNCTION - 900 - NON-DEPARTMENTAL
ACTIVITY - 9201 - NON DEPARTMENTAL
DEPARTMENT - 910411 - CONTRIBUTIONS

ACCOUNT-----	TITLE -----	----- 2020-2021 -----	----- 2021-2022 -----	----- 2022-2023 -----	NET
		BUDGET	ACTUAL	PROPOSED	CHANGE
45642	CHAMBER OF COMMERCE	3,475	3,475	3,475	-
45644	SALVATION ARMY	25,000	25,000	25,000	(25,000)
45645	HBURG RESCUE SQUAD	67,415	61,722	61,720	59,435
45647	SHEN.VAL.SOIL & WAT. CONS	4,500	4,500	4,500	-
45648	BLUE RIDGE COMMUNITY COLL	67,672	67,672	67,672	67,672
45649	RHAM. CO. HISTORICAL SOC.			3,000	(3,000)
45650	VALLEY PROG.FOR AGING SVS	26,190	26,190	26,000	(26,000)
45652	FIRST STEP, INC.	35,000	35,000	30,000	(30,000)
45659	BLUE RIDGE LEGAL SERVICES	10,000	10,000	13,000	(13,000)
45662	FREE CLINIC INC.	5,500	1,375		-
45663	FAIRFIELD CTR-RST JUSTICE	3,500	3,500	3,500	(3,500)
45664	WOODBINE CEMETERY	1,500	1,500	1,500	(1,500)
45666	WAY TO GO	20,015	20,015	20,000	(20,000)
45667	COLLINS CENTER	14,470	14,470	15,000	(15,000)
45668	VALLEY ASSOC.FOR IND LIVI	2,000	2,000	4,000	(4,000)
45669	BOYS AND GIRLS CLUB	20,175	20,175	25,000	(25,000)
45671	ON THE ROAD COLLABORATIVE	17,630	17,630	17,000	(17,000)
45673	MERCY HOUSE	27,000	27,000	28,000	(28,000)
45674	ARC OF HBURG/RHAM	20,000	20,000	20,000	(20,000)
45678	NEWTOWN CEMETERY	1,500	1,500		-
45680	SKYLINE LITERACY	20,000	20,000	12,000	(12,000)
45681	4-H	20,000	20,000	20,000	(20,000)
45683	HBURG-RHAM CHILD DAY CARE	10,000	10,000	20,000	(20,000)
45684	NENA	5,000	5,000	20,000	(20,000)
45685	UNITED WAY OF HBURG-RHAM	5,000	5,000	10,000	(10,000)
45686	STRENGTH IN PEERS	4,000	4,000	8,000	(8,000)
45687	BRIDGE OF HOPE			3,000	(3,000)
45805	OPEN DOORS	30,000	30,000		-
45882	BLUE RIDGE CASA	8,500	8,500	15,000	(15,000)
45885	ARTS COUNCIL OF VALLEY	34,920	34,920	33,000	(33,000)
45886	VIRGINIA QUILT MUSEUM	1,800	1,800	2,000	(2,000)
45890	LITTLE LEAGUE ASSOCIATION	3,000	3,000	6,000	(6,000)
45893	CATS CRADLE	375	339	375	375
45896	ROBERTA WEBB CHILD CARE C	10,000	10,000		-
45900	BIG BROTHERS/BIG SISTERS	20,000	20,000	25,000	(25,000)
45902	NEWBRIDGES IMMIGRANT RESO	6,500	6,500	11,000	(11,000)
45905	SECOND HOME CHILD CARE CT	10,050	10,050	20,000	(20,000)
45909	HDR - JULY 4TH	8,000		8,000	(8,000)
45910	SHEN VALLEY SPAY & NEUTER	120	57	120	120
45912	OUR COMMUNITY PLACE	3,750	3,750	26,000	(26,000)
45915	H'BURG DOWNTOWN RENAISSAN	143,151	143,151	143,151	143,151
45916	COURT SQUARE THEATER			25,000	(25,000)
45918	FIRST TEE PROGRAM			5,000	(5,000)
45921	COMMUNITY ASSISTANCE	1,674,339	1,626,135	500,900	500,900
TOTAL OTHER CHARGES		2,391,047	2,324,926	781,013	779,628
47005	CENT. SHEN. PLANNING DIST	44,119	44,119	49,031	48,304

CITY OF HARRISONBURG, VA
EXPENDITURE BUDGET

FUND - 1000 - GENERAL FUND
 FUNCTION - 900 - NON-DEPARTMENTAL
 ACTIVITY - 9201 - NON DEPARTMENTAL
 DEPARTMENT - 910411 - CONTRIBUTIONS

ACCOUNT-----	TITLE -----	----- 2020-2021 -----		2021-2022	2022-2023	NET
		BUDGET	ACTUAL	BUDGET	PROPOSED	CHANGE
47015	R'HAM-H'BURG ASAP				20,000	20,000
47040	SHEN VALLEY REG AIRPORT	67,923	67,923	67,923	67,923	-
TOTAL PMT. TO JOINT OPERATIONS		112,042	112,042	116,954	136,227	19,273
TOTAL OTHER OPERATING EXPENSES		2,503,089	2,436,968	897,967	915,855	17,888
TOTAL CONTRIBUTIONS		2,503,089	2,436,968	897,967	915,855	17,888

CITY OF HARRISONBURG, VA
EXPENDITURE BUDGET

FUND - 1000 - GENERAL FUND
 FUNCTION - 900 - NON-DEPARTMENTAL
 ACTIVITY - 9201 - NON DEPARTMENTAL
 DEPARTMENT - 910511 - JOINT OPERATIONS

ACCOUNT-----	TITLE -----	----- 2020-2021 -----		2021-2022	2022-2023	NET
		BUDGET	ACTUAL	BUDGET	PROPOSED	CHANGE
47070	JAIL, COURTS, ETC.	6,429,096	6,229,108	6,035,900	7,007,500	971,600
47071	SOCIAL SERVICES DISTRICT	1,869,200	1,869,199	1,918,100	2,206,800	288,700
47073	CHILDREN'S SERVICES ACT	1,851,488	1,851,476	1,736,900	2,200,000	463,100
TOTAL PMT. TO JOINT OPERATIONS		10,149,784	9,949,783	9,690,900	11,414,300	1,723,400
TOTAL OTHER OPERATING EXPENSES		10,149,784	9,949,783	9,690,900	11,414,300	1,723,400
TOTAL JOINT OPERATIONS		10,149,784	9,949,783	9,690,900	11,414,300	1,723,400

CITY OF HARRISONBURG, VA
EXPENDITURE BUDGET

FUND - 1000 - GENERAL FUND
 FUNCTION - 900 - NON-DEPARTMENTAL
 ACTIVITY - 9201 - NON DEPARTMENTAL
 DEPARTMENT - 910811 - CONFERENCE CENTER (SVCC)

ACCOUNT-----	TITLE -----	----- 2020-2021 -----		2021-2022	2022-2023	NET
		BUDGET	ACTUAL	BUDGET	PROPOSED	CHANGE
45749	EDA (SVCC) GRANT	900,000	900,000	1,100,000	1,200,000	100,000
TOTAL OTHER CHARGES		900,000	900,000	1,100,000	1,200,000	100,000
TOTAL OTHER OPERATING EXPENSES		900,000	900,000	1,100,000	1,200,000	100,000
TOTAL CONFERENCE CENTER (SVCC)		900,000	900,000	1,100,000	1,200,000	100,000

CITY OF HARRISONBURG, VA
EXPENDITURE BUDGET

FUND - 1000 - GENERAL FUND
 FUNCTION - 900 - NON-DEPARTMENTAL
 ACTIVITY - 9400 - RESERVE FOR CONTINGENCIES
 DEPARTMENT - 940111 - RESERVE FOR CONTINGENCIES

ACCOUNT-----	TITLE -----	----- 2020-2021 -----		2021-2022 BUDGET	2022-2023 PROPOSED	NET CHANGE
		BUDGET	ACTUAL			
49310	RESERVE FOR CONTINGENCIES			225,000	225,000	-
49311	RES.FOR SALARY INCREASE				1,213,570	1,213,570
49312	RES FOR V&E REPLACEMENT			600,000		(600,000)
TOTAL RESERVES				825,000	1,438,570	613,570
TOTAL OTHER USES OF FUNDS				825,000	1,438,570	613,570
TOTAL RESERVE FOR CONTINGENCIES				825,000	1,438,570	613,570

CITY OF HARRISONBURG, VA
EXPENDITURE BUDGET

FUND - 1000 - GENERAL FUND
 FUNCTION - 900 - NON-DEPARTMENTAL
 ACTIVITY - 9800 - DEBT SERVICE
 DEPARTMENT - 980142 - DEBT SERVICE

ACCOUNT	TITLE	2020-2021 BUDGET	2020-2021 ACTUAL	2021-2022 BUDGET	2022-2023 PROPOSED	NET CHANGE
49119	VPSA BONDS (OTHER)	255,000	255,000			-
49406	G.O. SERIES 2001C (VPSA)	2,165,000	2,165,000	2,280,000	2,400,000	120,000
49408	G.O. SERIES 2009A (VRA)	110,000	110,000	115,000		(115,000)
49412	G.O. SERIES 2010A	460,000	460,000	470,000		(470,000)
49414	G.O. SERIES 2010B	322,247	322,247	335,660		(335,660)
49415	G.O. SERIES 2011	1,265,000	1,265,000	1,315,000		(1,315,000)
49416	G.O. SERIES 2012	534,000	534,000	546,000		(546,000)
49417	G.O. SERIES 2014A	600,000	600,000	605,000	630,000	25,000
49418	G.O. SERIES 2014B	2,200,000	2,200,000	2,305,000	2,420,000	115,000
49419	G.O. SERIES 2015	254,000	254,000	260,000		(260,000)
49420	G.O. SERIES 2016	1,250,000	1,250,000	1,310,000	1,380,000	70,000
49421	G.O. SERIES 2017	470,000	470,000	480,000	490,000	10,000
49423	G.O. SERIES 2018 (VPSA)	220,000	220,000	235,000	245,000	10,000
49424	G.O. SERIES 2019 (VRA)	250,000	250,000	265,000	275,000	10,000
49426	G.O. SERIES 2020B			650,000		(650,000)
49427	G.O. SERIES 2021A				4,395,000	4,395,000
49428	G.O. SERIES 2021B				825,000	825,000
TOTAL PRINCIPAL		10,355,247	10,355,247	11,171,660	13,060,000	1,888,340
49129	VPSA BONDS (OTHER)	7,140	7,140			-
49150	BANK HANDLING CHARGES	8,000	5,680	8,000	8,000	-
49506	G.O. SERIES 2001C (VPSA)	851,063	851,063	737,715	618,375	(119,340)
49508	G.O. SERIES 2009A (VRA)	7,213	7,213	2,272		(2,272)
49512	G.O. SERIES 2010A	189,300	189,300	175,350		(175,350)
49514	G.O. SERIES 2010B	104,849	104,849	91,691		(91,691)
49515	G.O. SERIES 2011	498,056	498,056	446,456		(446,456)
49516	G.O. SERIES 2012	95,810	84,099	41,164		(41,164)
49517	G.O. SERIES 2014A	364,519	364,519	352,469	330,669	(21,800)
49518	G.O. SERIES 2014B	1,363,900	1,363,900	1,251,275	1,133,150	(118,125)
49519	G.O. SERIES 2015	69,948	69,948	63,986		(63,986)
49520	G.O. SERIES 2016	1,339,075	1,339,075	1,275,075	1,207,825	(67,250)
49521	G.O. SERIES 2017	21,449	21,449	12,994	4,361	(8,633)
49523	G.O. SERIES 2018 (VPSA)	203,635	203,635	192,146	180,026	(12,120)
49524	G.O. SERIES 2019 (VRA)	237,881	237,881	224,684	210,847	(13,837)
49525	G.O. SERIES 2020A			298,633		(298,633)
49526	G.O. SERIES 2020B			93,683		(93,683)
49527	G.O. SERIES 2021A				3,996,206	3,996,206
49528	G.O. SERIES 2021B				6,781	6,781
49549	NEW SERIES BONDS			1,794,400		(1,794,400)
TOTAL INTEREST & FISCAL CHARGES		5,361,838	5,347,807	7,061,993	7,696,240	634,247
TOTAL DEBT SERVICE		15,717,085	15,703,053	18,233,653	20,756,240	2,522,587
TOTAL OTHER USES OF FUNDS		15,717,085	15,703,053	18,233,653	20,756,240	2,522,587

04/12/2022

CITY OF HARRISONBURG, VA
EXPENDITURE BUDGET

FUND - 1000 - GENERAL FUND
FUNCTION - 900 - NON-DEPARTMENTAL
ACTIVITY - 9800 - DEBT SERVICE
DEPARTMENT - 980142 - DEBT SERVICE

ACCOUNT-----	TITLE -----	-----	2020-2021 -----	2021-2022	2022-2023	NET
		BUDGET	ACTUAL	BUDGET	PROPOSED	CHANGE
49550	BOND ISSUANCE COSTS, ETC.	21,180	21,180			-
TOTAL OTHER CHARGES		21,180	21,180			-
TOTAL OTHER OPERATING EXPENSES		21,180	21,180			-
TOTAL DEBT SERVICE		21,180	21,180			-
TOTAL DEBT SERVICE		15,738,265	15,724,233	18,233,653	20,756,240	2,522,587

CITY OF HARRISONBURG, VA
EXPENDITURE BUDGET

FUND - 1000 - GENERAL FUND
 FUNCTION - 900 - NON-DEPARTMENTAL
 ACTIVITY - 9900 - TRANSFERS
 DEPARTMENT - 990111 - TRANSFERS

ACCOUNT-----	TITLE -----	----- 2020-2021 -----		2021-2022	2022-2023	NET
		BUDGET	ACTUAL	BUDGET	PROPOSED	CHANGE
49218	TR TO ECC FUND	2,923,768	2,923,768	3,157,977	3,506,761	348,784
49219	TR TO GENERAL CAP PROJ			400,000	6,925,000	6,525,000
49220	TR TO SCHOOL FUND	36,008,259	36,008,259	36,008,259	37,435,173	1,426,914
49247	TR TO ECC CAP PROJ	200,000	200,000			-
TOTAL FUND TRANSFERS		39,132,027	39,132,027	39,566,236	47,866,934	8,300,698
TOTAL OTHER USES OF FUNDS		39,132,027	39,132,027	39,566,236	47,866,934	8,300,698
TOTAL TRANSFERS		39,132,027	39,132,027	39,566,236	47,866,934	8,300,698
TOTAL GENERAL FUND		128,739,943	121,271,336	125,203,194	145,124,948	19,921,754

CITY OF HARRISONBURG, VA
EXPENDITURE BUDGET

FUND - 1111 - SCHOOL FUND

FUNCTION - 1111 - SCHOOL

DEPARTMENT - 111114 - SCHOOL FUND

ACCOUNT-----	TITLE -----	----- 2020-2021 -----		2021-2022	2022-2023	NET
		BUDGET	ACTUAL	BUDGET	PROPOSED	CHANGE
40610	INSTRUCTION	68,681,846	66,642,788	71,876,264	79,724,058	7,847,794
40620	ADMIN-ATTEND-HEALTH SER.	4,970,202	4,654,332	5,205,400	6,028,533	823,133
40630	PUPIL TRANSPORTATION	4,279,371	3,864,958	4,409,051	5,271,082	862,031
40640	OPERATIONS & MAINTENANCE	7,044,358	6,353,854	6,800,457	7,223,060	422,603
40680	TECHNOLOGY	5,829,527	5,623,044	4,966,097	5,864,149	898,052
40690	TRANSFERS TO OTHER FUNDS				3,000,000	3,000,000
TOTAL SCHOOLS		90,805,304	87,138,976	93,257,269	107,110,882	13,853,613
TOTAL SCHOOL FUND		90,805,304	87,138,976	93,257,269	107,110,882	13,853,613
TOTAL SCHOOL FUND		90,805,304	87,138,976	93,257,269	107,110,882	13,853,613

CITY OF HARRISONBURG, VA
EXPENDITURE BUDGET

FUND - 1114 - SCHOOL NUTRITION FUND
FUNCTION - 1114 - SCHOOL NUTRITION FUND

DEPARTMENT - 111414 - SCHOOL NUTRITION FUND

ACCOUNT-----	TITLE -----	-----	2020-2021 -----	2021-2022	2022-2023	NET
		BUDGET	ACTUAL	BUDGET	PROPOSED	CHANGE
40650	FOOD SERVICES	4,891,500	3,815,246	4,698,200	4,947,692	249,492
40680	TECHNOLOGY	106,400	76,614	30,000	30,000	-
TOTAL SCHOOLS		4,997,900	3,891,859	4,728,200	4,977,692	249,492
TOTAL SCHOOL NUTRITION FUND		4,997,900	3,891,859	4,728,200	4,977,692	249,492
TOTAL SCHOOL NUTRITION FUND		4,997,900	3,891,859	4,728,200	4,977,692	249,492

CITY OF HARRISONBURG, VA
EXPENDITURE BUDGET

FUND - 1116 - EMERG COMM CENTER FUND
 FUNCTION - 300 - PUBLIC SAFETY
 ACTIVITY - 3500 - OTHER PROTECTION
 DEPARTMENT - 321132 - EMERG COMMUNICATIONS CENT

ACCOUNT-----	TITLE -----	BUDGET	ACTUAL	BUDGET	PROPOSED	NET CHANGE
		----- 2020-2021 -----	-----	2021-2022	2022-2023	
41010	SALARIES & WAGES-REG.	2,547,168	2,320,595	2,607,024	2,709,056	102,032
41017	STAND BY PAY	18,000	8,773	10,000	10,000	-
41020	SALARIES & WAGES-O/T	188,894	186,072	189,607	192,624	3,017
41027	STANDBY & BLENDED - OT	28,000	41,964	50,000	93,000	43,000
41030	PT SALARIES & WAGES-REG	83,232	80,077	85,140	145,373	60,233
41040	PT SALARIES & WAGES-O/T		1,903		2,500	2,500
41050	ANNUAL LEAVE - SEPARATION	6,000		6,000	6,000	-
41051	SICK LEAVE - SEPARATION	6,000		6,000	6,000	-
41053	ANNUAL LEAVE - PAYOUT		5,438			-
41054	PTO - PAYOUT		135			-
41060	PTO - SEPARATION	4,000	7,955	4,000	4,000	-
TOTAL PERSONAL SERVICES		2,881,294	2,652,911	2,957,771	3,168,553	210,782
TOTAL PERSONAL SERVICES		2,881,294	2,652,911	2,957,771	3,168,553	210,782
42010	FICA	220,235	190,484	226,269	242,394	16,125
42020	RETIREMENT - VRS	327,311	287,593	335,003	398,503	63,500
42050	HEALTH INSURANCE	314,288	258,947	337,060	392,904	55,844
42060	LIFE INSURANCE - VRS	34,133	30,034	34,935	36,302	1,367
42070	DISABILITY (VLDP)	8,508	6,566	8,701	9,375	674
42080	DENTAL INSURANCE	8,034	6,292	8,112	8,112	-
42090	UNEMPLOYMENT	2,000	943	2,000	2,000	-
42110	WORKER'S COMP.	5,076	4,573	5,230	4,042	(1,188)
TOTAL FRINGE BENEFITS		919,585	785,431	957,310	1,093,632	136,322
43090	RENTAL OF PROPERTY	155,433	180,578	157,995	164,090	6,095
43100	PROFESSIONAL SERVICES	10,000	181	10,000	85,000	75,000
43110	MEDICAL SERVICES	8,505	14,147	8,505	13,255	4,750
43120	ACCOUNTING & AUDITING	9,680	9,680	9,970	10,570	600
43320	SERVICE CONTRACTS	941,022	844,980	941,414	986,115	44,701
43330	MAINT & REP.-MACH & EQUIP	142,025	18,951	103,920	85,820	(18,100)
43340	MAINT & REP.-FURN & FIX	41,750	21,122	68,375	43,900	(24,475)
43360	MAINT & REP.-BLDGS & GNDS	111,979	42,356	111,978	154,300	42,322
43600	ADVERTISING	9,250	3,712	10,250	15,250	5,000
TOTAL PURCHASED SERVICES		1,429,643	1,135,707	1,422,407	1,558,300	135,893
44200	C.G. - PARTS AND LABOR	6,500	10,599	10,400	11,400	1,000
44307	C.S.-OFFICE SUPPLIES	2,349	778	2,349	2,349	-
44309	C.S.-OTHER SUPPLIES	600	3,320	7,000	7,000	-
44310	C.G. - FUEL	7,500	5,764	7,200	10,300	3,100
TOTAL INTERNAL SERVICES		16,949	20,461	26,949	31,049	4,100
45110	ELECTRICITY	85,000	72,440	85,000	85,000	-

CITY OF HARRISONBURG, VA
EXPENDITURE BUDGET

FUND - 1116 - EMERG COMM CENTER FUND
 FUNCTION - 300 - PUBLIC SAFETY
 ACTIVITY - 3500 - OTHER PROTECTION
 DEPARTMENT - 321132 - EMERG COMMUNICATIONS CENT

ACCOUNT-----	TITLE -----	----- 2020-2021 -----	----- 2021-2022 -----	----- 2022-2023 -----	NET	
		BUDGET	ACTUAL	BUDGET	PROPOSED	CHANGE
45119	NATURAL GAS	9,000	3,633	9,000	12,500	3,500
45120	HEATING		5,296			-
45130	WATER & SEWER	2,500	2,866	2,500	2,500	-
45210	POSTAGE	350	81	2,000	2,000	-
45230	TELECOMMUNICATIONS	161,952	115,318	139,552	180,876	41,324
45240	E911 TELECOMMUNICATIONS	260,160	119,123	354,204	354,204	-
45310	BOILER & MACHINERY INS.	1,618	1,546	1,690	1,820	130
45340	PROPERTY INSURANCE	7,850	7,668	8,430	9,130	700
45350	VEHICLE & EQUIPMENT INS.	7,859	8,724	10,540	10,450	(90)
45360	SURETY BONDS	180	178	180	180	-
45370	PUB.OFFICIAL LIABILITY IN		1,544	1,790	1,680	(110)
45380	GENERAL LIABILITY INS.	3,266	2,363	2,500	2,280	(220)
45394	RETIREE H' CARE BENEFIT	10,440	9,570	8,040	6,840	(1,200)
45395	LODA - VOLUNTEERS	5,275	6,330	6,330	6,330	-
45530	TRAINING & TRAVEL	51,600	18,697	51,812	67,635	15,823
45550	MOVING EXPENSES		10,000			-
45810	DUES & MEMBERSHIPS	40,500	41,496	41,491	41,541	50
45814	LANGUAGE LINE-INTERPRETAT	15,500	18,655	19,000	23,880	4,880
45850	FREIGHT & DRAYAGE	300	1,003	300	300	-
TOTAL OTHER CHARGES		663,350	446,531	744,359	809,146	64,787
46010	OFFICE SUPPLIES	16,200	18,485	16,200	16,200	-
46070	REPAIR & MAINT. SUPPLIES	8,100	41,273	8,100	8,100	-
46065	AUTOMOTIVE SUPPLIES		340			-
46078	MAINT & REPAIRS-COMPUTERS	17,812	17,925	46,000	32,000	(14,000)
46110	UNIFORMS	10,500	8,704	10,500	10,500	-
46120	BOOKS & SUBSCRIPTIONS	600	374	600	489	(111)
46140	OTHER OPERATING SUPPLIES	12,795	14,289	17,345	29,295	11,950
46153	EQUIP REP/PRCH FOR OTHERS	283,025	126,483	250,000	250,000	-
TOTAL MATERIALS & SUPPLIES		349,032	227,873	348,745	346,584	(2,161)
TOTAL OTHER OPERATING EXPENSES		3,378,559	2,616,002	3,499,770	3,838,711	338,941
48181	BUILDINGS & GROUNDS	90,000	157,408			-
48231	RADIO EQUIPMENT	127,106	153,471	126,000	88,000	(38,000)
48251	MOTOR VEHICLES & EQUIP.	46,387	46,387			-
48272	HARDWARE	11,173	12,672	30,000	96,900	66,900
48273	SOFTWARE	24,963	7,750			-
TOTAL CAPITAL OUTLAY		299,628	377,688	156,000	184,900	28,900
TOTAL CAPITAL OUTLAY		299,628	377,688	156,000	184,900	28,900
49311	RES.FOR SALARY INCREASE				137,150	137,150

04/12/2022

CITY OF HARRISONBURG, VA
EXPENDITURE BUDGET

FUND - 1116 - EMERG COMM CENTER FUND
FUNCTION - 300 - PUBLIC SAFETY
ACTIVITY - 3500 - OTHER PROTECTION
DEPARTMENT - 321132 - EMERG COMMUNICATIONS CENT

ACCOUNT-----	TITLE -----	----- 2020-2021 -----	2021-2022	2022-2023	NET	
		BUDGET	ACTUAL	BUDGET	PROPOSED	CHANGE
TOTAL RESERVES					137,150	137,150
TOTAL OTHER USES OF FUNDS					137,150	137,150
TOTAL EMERG COMMUNICATIONS CENT		6,559,482	5,646,602	6,613,541	7,329,314	715,773

CITY OF HARRISONBURG, VA
EXPENDITURE BUDGET

FUND - 1116 - EMERG COMM CENTER FUND
 FUNCTION - 300 - PUBLIC SAFETY
 ACTIVITY - 3500 - OTHER PROTECTION
 DEPARTMENT - 321432 - COMP AIDED DISPATCH (CAD)

ACCOUNT-----	TITLE -----	----- 2020-2021 -----	----- 2021-2022 -----	----- 2022-2023 -----	NET	
		BUDGET	ACTUAL	BUDGET	PROPOSED	CHANGE
41010	SALARIES & WAGES-REG.	28,974		59,777	62,766	2,989
TOTAL PERSONAL SERVICES		28,974		59,777	62,766	2,989
TOTAL PERSONAL SERVICES		28,974		59,777	62,766	2,989
42010	FICA	2,217		4,573	4,802	229
42020	RETIREMENT - VRS	3,723		7,682	9,233	1,551
42050	HEALTH INSURANCE	4,706		9,412	9,883	471
42060	LIFE INSURANCE - VRS	388		801	841	40
42070	DISABILITY (VLDP)	154		308	308	-
42080	DENTAL INSURANCE	78		156	156	-
TOTAL FRINGE BENEFITS		11,266		22,932	25,223	2,291
43320	SERVICE CONTRACTS	812,246	326,577	933,028	818,365	(114,663)
TOTAL PURCHASED SERVICESS		812,246	326,577	933,028	818,365	(114,663)
45230	TELECOMMUNICATIONS	59,760	6,843	89,760	40,320	(49,440)
45530	TRAINING & TRAVEL	12,000		33,446	18,958	(14,488)
TOTAL OTHER CHARGES		71,760	6,843	123,206	59,278	(63,928)
46070	REPAIR & MAINT. SUPPLIES				110,000	110,000
46078	MAINT & REPAIRS-COMPUTERS			3,000	69,000	66,000
46156	CAD_DMS/PRCH FOR OTHERS	50,000		50,000	25,000	(25,000)
TOTAL MATERIALS & SUPPLIES		50,000		53,000	204,000	151,000
TOTAL OTHER OPERATING EXPENSES		945,272	333,420	1,132,166	1,106,866	(25,300)
48272	HARDWARE		4,000	36,000		(36,000)
48273	SOFTWARE		7,750			-
TOTAL CAPITAL OUTLAY			11,750	36,000		(36,000)
TOTAL CAPITAL OUTLAY			11,750	36,000		(36,000)
TOTAL COMP AIDED DISPATCH (CAD)		974,246	345,170	1,227,943	1,169,632	(58,311)

CITY OF HARRISONBURG, VA
EXPENDITURE BUDGET

FUND - 1116 - EMERG COMM CENTER FUND
 FUNCTION - 300 - PUBLIC SAFETY
 ACTIVITY - 3500 - OTHER PROTECTION
 DEPARTMENT - 321932 - TRANSFERS

ACCOUNT-----	TITLE -----	----- 2020-2021 -----		2021-2022	2022-2023	NET
		BUDGET	ACTUAL	BUDGET	PROPOSED	CHANGE
49247	TR TO ECC CAP PROJ	952,000	952,000	850,000	650,000	(200,000)
TOTAL FUND TRANSFERS		952,000	952,000	850,000	650,000	(200,000)
TOTAL OTHER USES OF FUNDS		952,000	952,000	850,000	650,000	(200,000)
TOTAL TRANSFERS		952,000	952,000	850,000	650,000	(200,000)
TOTAL EMERG COMM CENTER FUND		8,485,728	6,943,771	8,691,484	9,148,946	457,462

CITY OF HARRISONBURG, VA
EXPENDITURE BUDGET

FUND - 1117 - COMM DEV BLOCK GRANT FUND
 FUNCTION - 800 - COMMUNITY DEVELOPMENT
 ACTIVITY - 8100 - PLAN. & COMM. DEVELOPMENT
 DEPARTMENT - 810721 - COMM DEV BLOCK GRANT

ACCOUNT-----	TITLE -----	BUDGET	ACTUAL	BUDGET	PROPOSED	NET CHANGE
		----- 2020-2021 -----	-----	2021-2022	2022-2023	
41010	SALARIES & WAGES-REG.	5,615	5,738	5,831	6,424	593
41030	PT SALARIES & WAGES-REG	27,940	22,907	28,360	30,671	2,311
TOTAL PERSONAL SERVICES		33,555	28,645	34,191	37,095	2,904
TOTAL PERSONAL SERVICES		33,555	28,645	34,191	37,095	2,904
42010	FICA	2,567	2,157	2,615	2,838	223
42020	RETIREMENT - VRS	722	722	749	945	196
42050	HEALTH INSURANCE	738	677	738	775	37
42060	LIFE INSURANCE - VRS	76	75	78	86	8
42070	DISABILITY (VLDP)			30		(30)
42080	DENTAL INSURANCE	8	8	8	8	-
42110	WORKER'S COMP.	25	26	28	83	55
TOTAL FRINGE BENEFITS		4,136	3,664	4,246	4,735	489
43100	PROFESSIONAL SERVICES	22,000	1,575	50,000	10,000	(40,000)
43120	ACCOUNTING & AUDITING	1,000	1,000	1,000	1,060	60
43320	SERVICE CONTRACTS		30	31		(31)
43600	ADVERTISING	2,000	1,623	2,000	3,000	1,000
TOTAL PURCHASED SERVICESS		25,000	4,228	53,031	14,060	(38,971)
45210	POSTAGE	500	2			-
45230	TELECOMMUNICATIONS	1,700	615	1,700		(1,700)
45370	PUB.OFFICIAL LIABILITY IN	616	658	760	810	50
45380	GENERAL LIABILITY INS.	272	278	290	290	-
45410	LEASE/RENT OF EQUIPMENT	1,200	1,851	1,200	1,200	-
45530	TRAINING & TRAVEL	1,500		1,500	1,500	-
45676	PROJECTS & PROGRAMS	1,342,717	578,093	762,374	478,883	(283,491)
45810	DUES & MEMBERSHIPS	526		526	526	-
TOTAL OTHER CHARGES		1,349,031	581,497	768,350	483,209	(285,141)
46010	OFFICE SUPPLIES		47			-
TOTAL MATERIALS & SUPPLIES			47			-
TOTAL OTHER OPERATING EXPENSES		1,378,167	589,436	825,627	502,004	(323,623)
48121	FURNITURE & FIXTURES	1,000		1,000	1,000	-
48273	SOFTWARE		63			-
TOTAL CAPITAL OUTLAY		1,000	63	1,000	1,000	-

CITY OF HARRISONBURG, VA
EXPENDITURE BUDGET

FUND - 1117 - COMM DEV BLOCK GRANT FUND
 FUNCTION - 800 - COMMUNITY DEVELOPMENT
 ACTIVITY - 8100 - PLAN. & COMM. DEVELOPMENT
 DEPARTMENT - 810721 - COMM DEV BLOCK GRANT

ACCOUNT-----	TITLE -----	----- 2020-2021 -----	2021-2022	2022-2023	NET	
		BUDGET	ACTUAL	BUDGET	PROPOSED	CHANGE
TOTAL CAPITAL OUTLAY		1,000	63	1,000	1,000	-
49311	RES.FOR SALARY INCREASE				320	320
TOTAL RESERVES					320	320
TOTAL OTHER USES OF FUNDS					320	320
TOTAL COMM DEV BLOCK GRANT		1,412,722	618,145	860,818	540,419	(320,399)
TOTAL COMM DEV BLOCK GRANT FUND		1,412,722	618,145	860,818	540,419	(320,399)

CITY OF HARRISONBURG, VA
EXPENDITURE BUDGET

FUND - 1118 - SCHOOL TRNSPORTATION FUND
FUNCTION - 600 - SCHOOL TRANSPORTATION
ACTIVITY - 6302 - PUPIL TRANSPORTATION
DEPARTMENT - 622081 - SCHOOL BUSES

ACCOUNT-----	TITLE -----	BUDGET	ACTUAL	BUDGET	PROPOSED	NET CHANGE
		----- 2020-2021 -----	----- 2020-2021 -----	2021-2022	2022-2023	
41010	SALARIES & WAGES-REG.	1,476,825	1,100,474	1,515,434	1,877,717	362,283
41020	SALARIES & WAGES-O/T	22,977	8,165	23,147	26,965	3,818
41030	PT SALARIES & WAGES-REG	176,889	84,544	182,937	29,570	(153,367)
41040	PT SALARIES & WAGES-O/T	2,000	264	2,500	2,500	-
41050	ANNUAL LEAVE - SEPARATION	700	11,667	5,000	10,000	5,000
41051	SICK LEAVE - SEPARATION	1,500	7,312	5,000	10,000	5,000
41054	PTO - PAYOUT		616			-
41060	PTO - SEPARATION	1,000	11,982	10,000	15,000	5,000
TOTAL PERSONAL SERVICES		1,681,891	1,225,024	1,744,018	1,971,752	227,734
TOTAL PERSONAL SERVICES		1,681,891	1,225,024	1,744,018	1,971,752	227,734
42010	FICA	128,665	83,899	133,417	150,839	17,422
42020	RETIREMENT - VRS	142,270	103,417	145,969	209,421	63,452
42050	HEALTH INSURANCE	272,138	214,381	317,839	464,342	146,503
42060	LIFE INSURANCE - VRS	14,951	10,816	15,226	19,135	3,909
42070	DISABILITY (VLDP)	2,803	1,831	3,108	4,800	1,692
42080	DENTAL INSURANCE	8,986	4,832	7,605	10,033	2,428
42090	UNEMPLOYMENT		16,152	39,990	5,000	(34,990)
42110	WORKER'S COMP.	37,924	33,421	37,924	30,904	(7,020)
TOTAL FRINGE BENEFITS		607,737	468,749	701,078	894,474	193,396
43100	PROFESSIONAL SERVICES	1,500	1,010	2,000	3,000	1,000
43110	MEDICAL SERVICES	11,000	13,043	15,000	20,000	5,000
43133	COMPUTER SUPPORT	500		500	500	-
43320	SERVICE CONTRACTS	79,310	80,192	45,000	50,000	5,000
43330	MAINT & REP.-MACH & EQUIP	500		500	500	-
43360	MAINT & REP.-BLDGS & GNDS		361	500	500	-
43600	ADVERTISING	500	2,661	2,000	7,000	5,000
TOTAL PURCHASED SERVICESS		93,310	97,267	65,500	81,500	16,000
44200	C.G. - PARTS AND LABOR	625,000	497,793	831,200	899,800	68,600
44300	CENTRAL STORES	500	87	500	500	-
44310	C.G. - FUEL	210,000	90,389	226,600	322,500	95,900
TOTAL INTERNAL SERVICES		835,500	588,269	1,058,300	1,222,800	164,500
45110	ELECTRICITY	4,000	2,882	4,000	4,000	-
45230	TELECOMMUNICATIONS	2,000	1,146	2,000	2,000	-
45350	VEHICLE & EQUIPMENT INS.	46,302	47,165	48,960	54,570	5,610
45370	PUB.OFFICIAL LIABILITY IN	6,366	6,793	7,800	8,300	500
45380	GENERAL LIABILITY INS.	2,806	2,871	3,010	3,010	-
45394	RETIREE H'CARE BENEFIT		2,900	3,480		(3,480)
45530	TRAINING & TRAVEL	6,000	4,740	6,000	6,000	-

CITY OF HARRISONBURG, VA
EXPENDITURE BUDGET

FUND - 1118 - SCHOOL TRANSPORTATION FUND
 FUNCTION - 600 - SCHOOL TRANSPORTATION
 ACTIVITY - 6302 - PUPIL TRANSPORTATION
 DEPARTMENT - 622081 - SCHOOL BUSES

ACCOUNT-----	TITLE -----	----- 2020-2021 -----	----- 2021-2022 -----	----- 2022-2023 -----	NET	
		BUDGET	ACTUAL	BUDGET	PROPOSED	CHANGE
45810	DUES & MEMBERSHIPS	500	75	500	500	-
TOTAL OTHER CHARGES		67,974	68,572	75,750	78,380	2,630
46010	OFFICE SUPPLIES	500	80	500	500	-
46140	OTHER OPERATING SUPPLIES	4,000	6,785	10,000	10,000	-
TOTAL MATERIALS & SUPPLIES		4,500	6,865	10,500	10,500	-
TOTAL OTHER OPERATING EXPENSES		1,609,021	1,229,722	1,911,128	2,287,654	376,526
48254	SCHOOL BUSES			400,000	450,000	50,000
48271	EDP EQUIPMENT	195,000	172,353		3,000	3,000
TOTAL CAPITAL OUTLAY		195,000	172,353	400,000	453,000	53,000
TOTAL CAPITAL OUTLAY		195,000	172,353	400,000	453,000	53,000
49311	RES.FOR SALARY INCREASE				107,920	107,920
TOTAL RESERVES					107,920	107,920
TOTAL OTHER USES OF FUNDS					107,920	107,920
TOTAL SCHOOL BUSES		3,485,912	2,627,099	4,055,146	4,820,326	765,180

CITY OF HARRISONBURG, VA
EXPENDITURE BUDGET

FUND - 1118 - SCHOOL TRANSPORTATION FUND
 FUNCTION - 600 - SCHOOL TRANSPORTATION
 ACTIVITY - 6302 - PUPIL TRANSPORTATION
 DEPARTMENT - 632081 - FIELD TRIPS & CHARTERS

ACCOUNT-----	TITLE -----	----- 2020-2021 -----	----- 2021-2022 -----	----- 2022-2023 -----	NET	
BUDGET		ACTUAL	BUDGET	PROPOSED	CHANGE	
41010	SALARIES & WAGES-REG.	59,419	8,208	65,658	67,453	1,795
41020	SALARIES & WAGES-O/T	16,150	1,603	22,000	22,900	900
41030	PT SALARIES & WAGES-REG	27,662	8,171	28,675	25,663	(3,012)
41040	PT SALARIES & WAGES-O/T	100	508	400	400	-
TOTAL PERSONAL SERVICES		103,331	18,490	116,733	116,416	(317)
TOTAL PERSONAL SERVICES		103,331	18,490	116,733	116,416	(317)
42010	FICA	7,904	1,304	8,930	8,906	(24)
42020	RETIREMENT - VRS	5,720	782	6,320	7,442	1,122
42050	HEALTH INSURANCE	15,072	1,595	15,072	12,718	(2,354)
42060	LIFE INSURANCE - VRS	601	82	660	678	18
42070	DISABILITY (VLDP)	92	20	104	198	94
42080	DENTAL INSURANCE	248	42	248	184	(64)
42110	WORKER'S COMP.	2,451	1,874	2,451	964	(1,487)
TOTAL FRINGE BENEFITS		32,088	5,698	33,785	31,090	(2,695)
43100	PROFESSIONAL SERVICES	200		200	200	-
43110	MEDICAL SERVICES	300	85	300	500	200
43320	SERVICE CONTRACTS				200	200
43600	ADVERTISING	200		200	700	500
TOTAL PURCHASED SERVICES		700	85	700	1,600	900
44200	C.G. - PARTS AND LABOR	70,000	39,584	33,800	39,200	5,400
44310	C.G. - FUEL	11,000	4,328	11,400	16,200	4,800
TOTAL INTERNAL SERVICES		81,000	43,912	45,200	55,400	10,200
45230	TELECOMMUNICATIONS	300	332	350	400	50
45350	VEHICLE & EQUIPMENT INS.	8,959	8,285	8,600	9,590	990
45370	PUB.OFFICIAL LIABILITY IN	390	416	480	510	30
45380	GENERAL LIABILITY INS.	172	176	180	180	-
TOTAL OTHER CHARGES		9,821	9,209	9,610	10,680	1,070
46140	OTHER OPERATING SUPPLIES	150		150	150	-
TOTAL MATERIALS & SUPPLIES		150		150	150	-
TOTAL OTHER OPERATING EXPENSES		123,759	58,904	89,445	98,920	9,475
TOTAL FIELD TRIPS & CHARTERS		227,090	77,393	206,178	215,336	9,158

CITY OF HARRISONBURG, VA
EXPENDITURE BUDGET

FUND - 1118 - SCHOOL TRNSPORTATION FUND
 FUNCTION - 600 - SCHOOL TRANSPORTATION
 ACTIVITY - 6302 - PUPIL TRANSPORTATION
 DEPARTMENT - 662081 - ADMINISTRATION

ACCOUNT-----	TITLE -----	----- 2020-2021 -----	----- 2021-2022 -----	----- 2022-2023 -----	NET	
BUDGET	ACTUAL	BUDGET	PROPOSED	CHANGE		
41010	SALARIES & WAGES-REG.	252,227	228,221	273,718	291,180	17,462
41020	SALARIES & WAGES-O/T	10,713	10,049	10,951	18,078	7,127
41030	PT SALARIES & WAGES-REG	8,249	14,146	13,974	18,412	4,438
41040	PT SALARIES & WAGES-O/T	2,703	1,144	2,955	2,955	-
41050	ANNUAL LEAVE - SEPARATION	700	1,555	700	1,575	875
41051	SICK LEAVE - SEPARATION	700	736	700	1,750	1,050
41054	PTO - PAYOUT		477			-
41060	PTO - SEPARATION	700	703	700	1,225	525
TOTAL PERSONAL SERVICES		275,992	257,032	303,698	335,175	31,477
TOTAL PERSONAL SERVICES		275,992	257,032	303,698	335,175	31,477
42010	FICA	21,114	18,392	23,233	25,641	2,408
42020	RETIREMENT - VRS	32,411	28,355	35,172	42,834	7,662
42050	HEALTH INSURANCE	33,283	25,878	32,520	39,700	7,180
42060	LIFE INSURANCE - VRS	3,399	2,970	3,641	3,902	261
42070	DISABILITY (VLDP)	674	499	744	826	82
42080	DENTAL INSURANCE	871	667	852	907	55
42090	UNEMPLOYMENT		699	1,050	1,260	210
42110	WORKER'S COMP.	1,620	1,454	1,608	1,233	(375)
TOTAL FRINGE BENEFITS		93,372	78,913	98,820	116,303	17,483
43100	PROFESSIONAL SERVICES	262	28	270	285	15
43110	MEDICAL SERVICES	262	63	275	315	40
43120	ACCOUNTING & AUDITING	2,555	2,555	2,625	2,780	155
43133	COMPUTER SUPPORT	10,325		10,440	10,500	60
43320	SERVICE CONTRACTS	24,360	14,705	28,700	29,225	525
43330	MAINT & REP.-MACH & EQUIP	227	1,079	1,925	2,450	525
43360	MAINT & REP.-BLDGS & GNDS	3,675	14,705	6,825	7,175	350
43600	ADVERTISING	700	215	700	1,610	910
TOTAL PURCHASED SERVICESS		42,366	33,350	51,760	54,340	2,580
44200	C.G. - PARTS AND LABOR	2,625	2,503	1,470	1,610	140
44300	CENTRAL STORES	1,750	1,378	2,100	2,275	175
44310	C.G. - FUEL	910	654	560	800	240
TOTAL INTERNAL SERVICES		5,285	4,534	4,130	4,685	555
45110	ELECTRICITY	24,500	15,100	24,675	24,850	175
45120	HEATING	455	196	475	490	15
45130	WATER & SEWER	717	692	740	1,155	415
45210	POSTAGE	360	13	360	490	130
45230	TELECOMMUNICATIONS	2,100	1,335	2,135	3,830	1,695
45340	PROPERTY INSURANCE	530	525	575	600	25

CITY OF HARRISONBURG, VA
EXPENDITURE BUDGET

FUND - 1118 - SCHOOL TRNSPORTATION FUND
 FUNCTION - 600 - SCHOOL TRANSPORTATION
 ACTIVITY - 6302 - PUPIL TRANSPORTATION
 DEPARTMENT - 662081 - ADMINISTRATION

ACCOUNT-----	TITLE -----	----- 2020-2021 -----	----- 2020-2021 -----	2021-2022	2022-2023	NET
		BUDGET	ACTUAL	BUDGET	PROPOSED	CHANGE
45350	VEHICLE & EQUIPMENT INS.	331	356	345	380	35
45370	PUB.OFFICIAL LIABILITY IN	863	966	1,060	1,125	65
45380	GENERAL LIABILITY INS.	381	408	410	410	-
45394	RETIREE H'CARE BENEFIT	672	616			-
45410	LEASE/RENT OF EQUIPMENT	7,000	7,059	7,700	7,875	175
45530	TRAINING & TRAVEL	4,200	718	4,480	4,515	35
45810	DUES & MEMBERSHIPS	665	433	695	700	5
TOTAL OTHER CHARGES		42,774	28,416	43,650	46,420	2,770
46010	OFFICE SUPPLIES	3,150	1,909	3,165	3,180	15
46070	REPAIR & MAINT. SUPPLIES	332		340	350	10
46110	UNIFORMS	3,587	1,323	3,615	3,675	60
46120	BOOKS & SUBSCRIPTIONS	63	113	70	90	20
46140	OTHER OPERATING SUPPLIES	9,450	12,152	12,950	13,300	350
46170	EMS/MEDICAL SUPPLIES	700	278	700	700	-
TOTAL MATERIALS & SUPPLIES		17,282	15,775	20,840	21,295	455
TOTAL OTHER OPERATING EXPENSES		201,079	160,987	219,200	243,043	23,843
48271	EDP EQUIPMENT		2,268		5,000	5,000
TOTAL CAPITAL OUTLAY			2,268		5,000	5,000
TOTAL CAPITAL OUTLAY			2,268		5,000	5,000
TOTAL ADMINISTRATION		477,071	420,288	522,898	583,218	60,320
TOTAL SCHOOL TRNSPORTATION FUND		4,190,073	3,124,780	4,784,222	5,618,880	834,658

CITY OF HARRISONBURG, VA
EXPENDITURE BUDGET

FUND - 1310 - GENERAL CAPITAL PROJECTS
 FUNCTION - 900 - NON-DEPARTMENTAL
 ACTIVITY - 9100 - CAPITAL PROJECTS
 DEPARTMENT - 910141 - CAPITAL PROJECTS

ACCOUNT	TITLE	2020-2021 BUDGET	2020-2021 ACTUAL	2021-2022 BUDGET	2022-2023 PROPOSED	NET CHANGE
48609	PARK ROAD IMPROVEMENTS	171,375	8,085			-
48612	MLK JR WAY BRIDGE	1,857,303				-
48613	SMITHLAND RD ATHL COMPLEX	307,489				-
48616	CTY WIDE DRAINAGE PROGRAM	64,617				-
48619	EAST MKT ST SAFETY IMPROV	72,255				-
48636	ERICKSON/STONE SPRING	51,530	51,530			-
48640	TRAFFIC CALMING PROJECTS	49,319	99		50,000	50,000
48655	COUNTRY CLUB RD-RAILROAD	26,500				-
48656	COUNTRY CLUB RD-STREETS	111,276	1,260			-
48659	RESERVOIR STREET PROJECT	133,837				-
48663	NEW SIDEWALK/TRAIL PLAN	200,052				-
48664	GCR/HP SHARED USE PATH	4,535,838	640,318			-
48675	FEDERAL STREET IMPROVMNTS	607,455	67,480			-
48693	NEW HIGH SCHOOL	79,006	69,852			-
48701	DOWNTOWN STREETScape	12,094	12,094			-
48718	SOUTH MAIN ST IMPROVEMENT	201,824	201,824			-
48726	CHICAGO AVE/MT CLINTON PI	1,414,026	181,409			-
48731	NORTHEND GREENWAY	130,635	655			-
48740	IT STRATEGIC PLAN	32,737				-
48741	THOMAS HARRISON HOUSE	199,639	2,093			-
48742	FIRE STATION RENOVATIONS	2,068,657	2,872			-
48743	MUNICIPAL BLDG RENOVATION	27,641			75,000	75,000
48755	CAD/DMS PROJECT	600,555	276,769			-
48756	I-81 EXIT 245 REALIGNMENT	1,561,977	1,561,977			-
48758	JAIL HVAC	206,697	206,697			-
48761	BURN BUILDING	9,347	9,347			-
48762	KIDS CASTLE	225,000		300,000		(300,000)
48764	COURT RENOVATIONS	1,133,188	913,306			-
48765	HRC SB PROJECT	4,267,168	3,219,192			-
48766	CALE TRAIL	441,393	4,543			-
48768	UNIV BLVD REALIGNMENT	215,283		8,732,217		(8,732,217)
48769	DOGWOOD DRIVE CULVERT			100,000	500,000	400,000
48771	PUBLIC WORKS BUILDING				6,300,000	6,300,000
TOTAL CAPITAL PROJECTS		21,015,717	7,431,402	9,132,217	6,925,000	(2,207,217)
TOTAL CAPITAL OUTLAY		21,015,717	7,431,402	9,132,217	6,925,000	(2,207,217)
TOTAL CAPITAL PROJECTS		21,015,717	7,431,402	9,132,217	6,925,000	(2,207,217)
TOTAL GENERAL CAPITAL PROJECTS		21,015,717	7,431,402	9,132,217	6,925,000	(2,207,217)

CITY OF HARRISONBURG, VA
EXPENDITURE BUDGET

FUND - 1311 - SCHOOL CAPITAL PROJECTS
 FUNCTION - 900 - NON-DEPARTMENTAL
 ACTIVITY - 9100 - CAPITAL PROJECTS
 DEPARTMENT - 910114 - CAPITAL PROJECTS

ACCOUNT-----	TITLE -----	----- 2020-2021 -----		2021-2022	2022-2023	NET
		BUDGET	ACTUAL	BUDGET	PROPOSED	CHANGE
48693	NEW HIGH SCHOOL	771,388	406,040		600,000	600,000
TOTAL CAPITAL PROJECTS		771,388	406,040		600,000	600,000
TOTAL CAPITAL OUTLAY		771,388	406,040		600,000	600,000
TOTAL CAPITAL PROJECTS		771,388	406,040		600,000	600,000
TOTAL SCHOOL CAPITAL PROJECTS		771,388	406,040		600,000	600,000

CITY OF HARRISONBURG, VA
EXPENDITURE BUDGET

FUND - 1316 - ECC CAPITAL PROJECTS
 FUNCTION - 900 - NON-DEPARTMENTAL
 ACTIVITY - 9100 - CAPITAL PROJECTS
 DEPARTMENT - 910132 - CAPITAL PROJECTS

ACCOUNT-----	TITLE -----	----- 2020-2021 -----		2021-2022	2022-2023	NET
		BUDGET	ACTUAL	BUDGET	PROPOSED	CHANGE
48610	RADIO SYSTEM	494,525		850,000	650,000	(200,000)
48755	CAD/DMS PROJECT	782,172	329,808			-
48763	E-911 SYSTEM	762,000	147,326			-
48767	ECC BACKUP SITE	700,000				-
TOTAL CAPITAL PROJECTS		2,738,697	477,133	850,000	650,000	(200,000)
TOTAL CAPITAL OUTLAY		2,738,697	477,133	850,000	650,000	(200,000)
TOTAL CAPITAL PROJECTS		2,738,697	477,133	850,000	650,000	(200,000)
TOTAL ECC CAPITAL PROJECTS		2,738,697	477,133	850,000	650,000	(200,000)

CITY OF HARRISONBURG, VA
EXPENDITURE BUDGET

FUND - 1321 - WATER CAPITAL PROJECTS
 FUNCTION - 900 - NON-DEPARTMENTAL
 ACTIVITY - 9100 - CAPITAL PROJECTS
 DEPARTMENT - 910161 - CAPITAL PROJECTS

ACCOUNT-----	TITLE -----	----- 2020-2021 -----		2021-2022	2022-2023	NET
		BUDGET	ACTUAL	BUDGET	PROPOSED	CHANGE
48621	WESTERN RAW WATER LINE	418,375	69,897	50,000	500,000	450,000
48635	WATERMAIN UPGRADES			200,000		(200,000)
48654	EASTERN SOURCE DEVELOPMEN	6,849,847	5,974,768	804,908		(804,908)
48670	WESTERN POTABLE WATER SYS	1,048,416	17,446	50,000	400,000	350,000
48688	PMPING, STORGE & MONTORNG	1,131,391	133,632	50,000	225,000	175,000
48732	TRANSMISSION-DISTRIBUTION	1,703,435	923,239	700,000	1,000,000	300,000
48733	WTP ASSETS	352,407	115,630	50,000	280,244	230,244
48734	METERING	1,152,778	106,913	50,000	520,000	470,000
48740	IT STRATEGIC PLAN	240,000	30,682			-
48751	PARK VIEW PROJECT	78,399	78,399			-
48757	FACILITIES	201,963	21,367	50,000	112,415	62,415
TOTAL CAPITAL PROJECTS		13,177,011	7,471,972	2,004,908	3,037,659	1,032,751
TOTAL CAPITAL OUTLAY		13,177,011	7,471,972	2,004,908	3,037,659	1,032,751
TOTAL CAPITAL PROJECTS		13,177,011	7,471,972	2,004,908	3,037,659	1,032,751
TOTAL WATER CAPITAL PROJECTS		13,177,011	7,471,972	2,004,908	3,037,659	1,032,751

CITY OF HARRISONBURG, VA
EXPENDITURE BUDGET

FUND - 1322 - SEWER CAPITAL PROJECTS
 FUNCTION - 900 - NON-DEPARTMENTAL
 ACTIVITY - 9100 - CAPITAL PROJECTS
 DEPARTMENT - 911161 - CAPITAL PROJECTS

ACCOUNT-----	TITLE -----	----- 2020-2021 -----	----- 2021-2022 -----	2022-2023	NET
		BUDGET	ACTUAL	PROPOSED	CHANGE
48641	BLACKS RUN INTERCEPTOR	1,925,579	560,559	50,000	50,000
48734	METERING	1,000,000		527,663	527,663
48735	COLLECTION & TRANSMISSION	2,322,945	413,077	850,000	850,000
48736	PUMPING & MONITORING	515,959	161,160	300,000	300,000
48740	IT STRATEGIC PLAN	300,000	40,289		-
48757	FACILITIES	341,969	7,083	186,644	186,644
TOTAL CAPITAL PROJECTS		6,406,452	1,182,168	1,914,307	1,914,307
TOTAL CAPITAL OUTLAY		6,406,452	1,182,168	1,914,307	1,914,307
TOTAL CAPITAL PROJECTS		6,406,452	1,182,168	1,914,307	1,914,307
TOTAL SEWER CAPITAL PROJECTS		6,406,452	1,182,168	1,914,307	1,914,307

CITY OF HARRISONBURG, VA
EXPENDITURE BUDGET

FUND - 1324 - SANITATION CAP. PROJECTS
 FUNCTION - 900 - NON-DEPARTMENTAL
 ACTIVITY - 9100 - CAPITAL PROJECTS
 DEPARTMENT - 910142 - CAPITAL PROJECTS

ACCOUNT-----	TITLE -----	-----	2020-2021 -----	2021-2022	2022-2023	NET
		BUDGET	ACTUAL	BUDGET	PROPOSED	CHANGE
48681	CITY LANDFILL	332,173				-
TOTAL CAPITAL PROJECTS		332,173				-
TOTAL CAPITAL OUTLAY		332,173				-
TOTAL CAPITAL PROJECTS		332,173				-
TOTAL SANITATION CAP. PROJECTS		332,173				-

CITY OF HARRISONBURG, VA
EXPENDITURE BUDGET

FUND - 1328 - STMWTR CAP PROJECTS
 FUNCTION - 900 - NON-DEPARTMENTAL
 ACTIVITY - 9100 - CAPITAL PROJECTS
 DEPARTMENT - 910541 - CAPITAL PROJECTS

ACCOUNT-----	TITLE -----	----- 2020-2021 -----		2021-2022	2022-2023	NET
		BUDGET	ACTUAL	BUDGET	PROPOSED	CHANGE
48746	THMS BMP RETROFITS	493,116				-
48748	VMRC EXTENDED RETENTION			625,807		(625,807)
48749	MTN VIEW DR STREAM RESTOR	1,388,247	4,227	654,172		(654,172)
48752	NEG STREAM RESTORATION	874,642	579,775			-
TOTAL CAPITAL PROJECTS		2,756,004	584,002	1,279,979		(1,279,979)
TOTAL CAPITAL OUTLAY		2,756,004	584,002	1,279,979		(1,279,979)
TOTAL CAPITAL PROJECTS		2,756,004	584,002	1,279,979		(1,279,979)
TOTAL STMWTR CAP PROJECTS		2,756,004	584,002	1,279,979		(1,279,979)

CITY OF HARRISONBURG, VA
EXPENDITURE BUDGET

FUND - 2011 - WATER FUND
 FUNCTION - 3020 - WATER FUND
 ACTIVITY - 312061 - ADMINISTRATION
 DEPARTMENT - 0000 - ADMINISTRATION
 DEPT/FUND - 312061 - ADMINISTRATION

ACCOUNT-----	TITLE -----	----- 2020-2021 -----	----- 2021-2022 -----	----- 2022-2023 -----	NET
		BUDGET	ACTUAL	PROPOSED	CHANGE
41010	SALARIES & WAGES-REG.	362,194	275,781	374,137	140,461
41020	SALARIES & WAGES-O/T		3		-
41030	PT SALARIES & WAGES-REG		1,105	8,237	7,638
41050	ANNUAL LEAVE - SEPARATION	18,000	19,196	1,000	1,000
41051	SICK LEAVE - SEPARATION	10,000	10,000	1,000	1,000
41053	ANNUAL LEAVE - PAYOUT		8,536		-
TOTAL PERSONAL SERVICES		390,194	314,621	382,374	150,099
TOTAL PERSONAL SERVICES		390,194	314,621	382,374	150,099
42010	FICA	29,850	22,968	29,252	11,482
42020	RETIREMENT - VRS	46,543	34,079	48,077	27,621
42050	HEALTH INSURANCE	33,383	18,898	26,002	36,309
42060	LIFE INSURANCE - VRS	4,854	3,554	5,013	1,882
42070	DISABILITY (VLDP)			480	566
42080	DENTAL INSURANCE	702	514	702	390
42110	WORKER'S COMP.	2,062	1,970	2,234	219
TOTAL FRINGE BENEFITS		117,394	81,982	111,760	78,469
43100	PROFESSIONAL SERVICES	12,150	10,654	12,150	1,850
43110	MEDICAL SERVICES	4,000	2,674	4,000	-
43320	SERVICE CONTRACTS	4,300	3,887	4,300	-
43600	ADVERTISING	1,000	399	1,000	-
43610	CONSUMER CONFIDENCE REPT.	4,550	3,452	4,550	-
TOTAL PURCHASED SERVICESS		26,000	21,065	26,000	1,850
44200	C.G. - PARTS AND LABOR	4,000	2,905	2,000	300
44310	C.G. - FUEL	2,500	1,699	2,200	900
TOTAL INTERNAL SERVICES		6,500	4,604	4,200	1,200
45210	POSTAGE	400	186	400	-
45220	MESSENGER SVS./PACKAGES	50		50	-
45310	BOILER & MACHINERY INS.	825	783	860	40
45350	VEHICLE & EQUIPMENT INS.	359	354	360	40
45360	SURETY BONDS	7	6	5	5
45370	PUB.OFFICIAL LIABILITY IN	697	743	860	60
45380	GENERAL LIABILITY INS.	5,372	5,498	5,780	-
45410	LEASE/RENT OF EQUIPMENT	4,500	3,826	4,500	-
45530	TRAINING & TRAVEL	4,000	5,750	5,000	-
45540	EDUCATION	3,000		3,000	-
45810	DUES & MEMBERSHIPS	2,600	10,231	6,000	-
45880	SDWA OPERATING FUND	48,000	48,126	48,200	-

04/12/2022

CITY OF HARRISONBURG, VA
EXPENDITURE BUDGET

FUND - 2011 - WATER FUND
FUNCTION - 3020 - WATER FUND
ACTIVITY - 312061 - ADMINISTRATION
DEPARTMENT - 0000 - ADMINISTRATION
DEPT/FUND - 312061 - ADMINISTRATION

ACCOUNT-----	TITLE -----	-----	2020-2021 -----	2021-2022	2022-2023	NET
		BUDGET	ACTUAL	BUDGET	PROPOSED	CHANGE
TOTAL OTHER CHARGES		69,810	75,503	75,015	75,160	145
46010	OFFICE SUPPLIES	2,000	970	2,000	2,000	-
46110	UNIFORMS	600	129	600	600	-
46120	BOOKS & SUBSCRIPTIONS	200	108	200	200	-
46140	OTHER OPERATING SUPPLIES	5,000	1,794	5,000	5,000	-
TOTAL MATERIALS & SUPPLIES		7,800	3,001	7,800	7,800	-
TOTAL OTHER OPERATING EXPENSES		227,504	186,156	224,775	306,439	81,664
TOTAL ADMINISTRATION		617,698	500,777	607,149	838,912	231,763

CITY OF HARRISONBURG, VA
EXPENDITURE BUDGET

FUND - 2011 - WATER FUND

FUNCTION - 3020 - WATER FUND

ACTIVITY - 322061 - PUMPING, STORAGE & MONITOR

DEPARTMENT - 0000 - PUMPING, STORAGE & MONITOR

DEPT/FUND - 322061 - PUMPING, STORAGE & MONITOR

ACCOUNT-----	TITLE -----	----- 2020-2021 -----	----- 2021-2022 -----	----- 2022-2023 -----	NET	
		BUDGET	ACTUAL	BUDGET	PROPOSED	CHANGE
41010	SALARIES & WAGES-REG.	201,970	172,453	218,683	220,800	2,117
41017	STAND BY PAY	8,000	9,880	8,000	8,627	627
41020	SALARIES & WAGES-O/T		1,263		4,485	4,485
41027	STANDBY & BLENDED - OT	7,000	752	7,000	8,969	1,969
41030	PT SALARIES & WAGES-REG	1,300	4,488			-
41050	ANNUAL LEAVE - SEPARATION				1,000	1,000
41051	SICK LEAVE - SEPARATION				1,000	1,000
TOTAL PERSONAL SERVICES		218,270	188,835	233,683	244,881	11,198
TOTAL PERSONAL SERVICES		218,270	188,835	233,683	244,881	11,198
42010	FICA	16,698	13,644	17,876	18,733	857
42020	RETIREMENT - VRS	25,953	21,649	28,100	32,480	4,380
42050	HEALTH INSURANCE	24,174	19,120	14,762	33,515	18,753
42060	LIFE INSURANCE - VRS	2,707	2,257	2,930	2,959	29
42070	DISABILITY (VLDP)	1,008	893	1,048	956	(92)
42080	DENTAL INSURANCE	624	377	624	546	(78)
42110	WORKER'S COMP.	4,372	5,003	5,875	5,980	105
TOTAL FRINGE BENEFITS		75,536	62,944	71,215	95,169	23,954
43310	REPAIRS & MAINTENANCE	7,000	2,362	7,000	7,000	-
43320	SERVICE CONTRACTS	49,790	28,409	37,600	37,600	-
43331	MAINT & REP.-PUMPS & MACH	9,366	1,419	9,000	9,000	-
43891	FEDERAL FEES	7,000		7,000	7,000	-
TOTAL PURCHASED SERVICESS		73,156	32,190	60,600	60,600	-
44200	C.G. - PARTS AND LABOR		102			-
44310	C.G. - FUEL	500				-
TOTAL INTERNAL SERVICES		500	102			-
45110	ELECTRICITY	300,000	268,832	300,000	360,000	60,000
45120	HEATING		452			-
45310	BOILER & MACHINERY INS.	2,644	2,509	2,730	2,830	100
45330	FLOOD INSURANCE	19,024		29,650	29,650	-
45340	PROPERTY INSURANCE	16,255	17,950	19,570	20,060	490
45350	VEHICLE & EQUIPMENT INS.	174	164	180	190	10
45370	PUB.OFFICIAL LIABILITY IN	326	348	400	430	30
45380	GENERAL LIABILITY INS.	2,514	2,573	2,700	2,700	-
45394	RETIREE H'CARE BENEFIT	3,720	3,410	3,720	3,720	-
45530	TRAINING & TRAVEL	7,000	5,144	7,000	7,000	-
45850	FREIGHT & DRAYAGE	596	136	596	596	-
TOTAL OTHER CHARGES		352,253	301,518	366,546	427,176	60,630

CITY OF HARRISONBURG, VA
EXPENDITURE BUDGET

FUND - 2011 - WATER FUND

FUNCTION - 3020 - WATER FUND

ACTIVITY - 322061 - PUMPING, STORAGE & MONITOR

DEPARTMENT - 0000 - PUMPING, STORAGE & MONITOR

DEPT/FUND - 322061 - PUMPING, STORAGE & MONITOR

ACCOUNT-----	TITLE -----	----- 2020-2021 -----		2021-2022	2022-2023	NET CHANGE
		BUDGET	ACTUAL	BUDGET	PROPOSED	
46070	REPAIR & MAINT. SUPPLIES	5,000	1,858	5,000	5,000	-
46061	MATERIALS - PUMPS	8,000	4,081	8,000	8,000	-
46062	MATERIALS - SCADA	8,000	4,650	8,000	8,000	-
46063	MATERIALS - GENERAL	12,000	11,810	12,000	12,000	-
46080	POWERED EQUIPMENT FUELS	3,000	1,676	3,000	3,000	-
46140	OTHER OPERATING SUPPLIES	9,000	6,487	9,000	9,000	-
TOTAL MATERIALS & SUPPLIES		45,000	30,562	45,000	45,000	-
TOTAL OTHER OPERATING EXPENSES		546,445	427,315	543,361	627,945	84,584
TOTAL PUMPING, STORAGE & MONITOR		764,715	616,150	777,044	872,826	95,782

CITY OF HARRISONBURG, VA
EXPENDITURE BUDGET

FUND - 2011 - WATER FUND

FUNCTION - 3020 - WATER FUND

ACTIVITY - 332061 - TRANSMISSION-DISTRIBUTION

DEPARTMENT - 0000 - TRANSMISSION-DISTRIBUTION

DEPT/FUND - 332061 - TRANSMISSION-DISTRIBUTION

ACCOUNT-----	TITLE -----	----- 2020-2021 -----	----- 2021-2022 -----	----- 2022-2023 -----	NET	
		BUDGET	ACTUAL	BUDGET	PROPOSED	CHANGE
41010	SALARIES & WAGES-REG.	502,885	508,784	526,559	564,657	38,098
41017	STAND BY PAY	12,000	9,728	12,000	12,941	941
41020	SALARIES & WAGES-O/T	10,000	11,295	10,000	8,860	(1,140)
41027	STANDBY & BLENDED - OT	18,000	3,551	20,000	28,351	8,351
41030	PT SALARIES & WAGES-REG	16,000	42,202	19,383	3,175	(16,208)
41040	PT SALARIES & WAGES-O/T		318			-
41050	ANNUAL LEAVE - SEPARATION				1,000	1,000
41051	SICK LEAVE - SEPARATION				1,000	1,000
41053	ANNUAL LEAVE - PAYOUT		1,473			-
TOTAL PERSONAL SERVICES		558,885	577,351	587,942	619,984	32,042
TOTAL PERSONAL SERVICES		558,885	577,351	587,942	619,984	32,042
42010	FICA	42,754	40,877	44,977	47,429	2,452
42020	RETIREMENT - VRS	56,732	63,438	67,663	83,062	15,399
42050	HEALTH INSURANCE	108,652	86,676	96,638	103,240	6,602
42060	LIFE INSURANCE - VRS	6,739	6,615	7,056	7,567	511
42070	DISABILITY (VLDP)	592	616	621	1,438	817
42080	DENTAL INSURANCE	1,560	1,248	1,560	1,716	156
42110	WORKER'S COMP.	14,130	15,598	16,288	15,422	(866)
TOTAL FRINGE BENEFITS		231,159	215,068	234,803	259,874	25,071
43100	PROFESSIONAL SERVICES	4,000		4,000	4,000	-
43310	REPAIRS & MAINTENANCE	4,000	8,367	4,000	4,000	-
43890	STATE FEES AND PERMITS	750	500	750	750	-
TOTAL PURCHASED SERVICESS		8,750	8,867	8,750	8,750	-
44314	INVENTORY ADJ - UTILITIES	1,000		1,000	1,000	-
TOTAL INTERNAL SERVICES		1,000		1,000	1,000	-
45260	MISS UTILITY TRANSMISSION	7,000	9,251	7,000	7,000	-
45350	VEHICLE & EQUIPMENT INS.	111	105	110	120	10
45370	PUB.OFFICIAL LIABILITY IN	1,025	1,093	1,250	1,330	80
45380	GENERAL LIABILITY INS.	7,902	8,087	8,490	8,500	10
45410	LEASE/RENT OF EQUIPMENT	14,207	5,793	6,000	6,000	-
45530	TRAINING & TRAVEL	4,800	1,890	4,800	4,800	-
45850	FREIGHT & DRAYAGE	1,000		1,000	1,000	-
TOTAL OTHER CHARGES		36,045	26,219	28,650	28,750	100
46070	REPAIR & MAINT. SUPPLIES	8,000	8,679	8,000	8,000	-
46073	MAINT&REP SUPP-PAVE.ASST.	2,000		2,000	2,000	-
46074	MAINT&REP SUPP-MAINS	120,000	74,956	120,000	120,000	-

CITY OF HARRISONBURG, VA
EXPENDITURE BUDGET

FUND - 2011 - WATER FUND

FUNCTION - 3020 - WATER FUND

ACTIVITY - 332061 - TRANSMISSION-DISTRIBUTION

DEPARTMENT - 0000 - TRANSMISSION-DISTRIBUTION

DEPT/FUND - 332061 - TRANSMISSION-DISTRIBUTION

ACCOUNT-----	TITLE -----	----- 2020-2021 -----		2021-2022	2022-2023	NET
		BUDGET	ACTUAL	BUDGET	PROPOSED	CHANGE
46140	OTHER OPERATING SUPPLIES	10,000	4,495	10,000	11,000	1,000
46145	SAFETY MATERIALS		111			-
TOTAL MATERIALS & SUPPLIES		140,000	88,242	140,000	141,000	1,000
TOTAL OTHER OPERATING EXPENSES		416,954	338,396	413,203	439,374	26,171
TOTAL TRANSMISSION-DISTRIBUTION		975,839	915,747	1,001,145	1,059,358	58,213

CITY OF HARRISONBURG, VA
EXPENDITURE BUDGET

FUND - 2011 - WATER FUND

FUNCTION - 3020 - WATER FUND

ACTIVITY - 342061 - UTILITY BILLING-WATER

DEPARTMENT - 0000 - UTILITY BILLING-WATER

DEPT/FUND - 342061 - UTILITY BILLING-WATER

ACCOUNT-----	TITLE -----	----- 2020-2021 -----	----- 2021-2022 -----	----- 2022-2023 -----	NET	
		BUDGET	ACTUAL	BUDGET	PROPOSED	CHANGE
41010	SALARIES & WAGES-REG.	301,580	287,132	316,047	302,406	(13,641)
41020	SALARIES & WAGES-O/T		4			-
41030	PT SALARIES & WAGES-REG			15,496	11,311	(4,185)
41050	ANNUAL LEAVE - SEPARATION				1,000	1,000
41051	SICK LEAVE - SEPARATION				1,000	1,000
41053	ANNUAL LEAVE - PAYOUT		2,475			-
TOTAL PERSONAL SERVICES		301,580	289,611	331,543	315,717	(15,826)
TOTAL PERSONAL SERVICES		301,580	289,611	331,543	315,717	(15,826)
42010	FICA	23,071	20,313	25,363	24,153	(1,210)
42020	RETIREMENT - VRS	38,754	35,516	40,612	44,484	3,872
42050	HEALTH INSURANCE	52,968	37,855	37,263	37,206	(57)
42060	LIFE INSURANCE - VRS	4,041	3,704	4,235	4,052	(183)
42070	DISABILITY (VLDP)	947	855	919	1,099	180
42080	DENTAL INSURANCE	1,092	825	1,092	936	(156)
42110	WORKER'S COMP.	241	233	280	187	(93)
TOTAL FRINGE BENEFITS		121,114	99,301	109,764	112,117	2,353
43310	REPAIRS & MAINTENANCE	500		300	300	-
43320	SERVICE CONTRACTS	750		750	750	-
43601	CONTRACT PRINTING/MAILING	80,000	62,181	80,000	80,000	-
43885	COURT COSTS	3,750	471	2,000	2,000	-
TOTAL PURCHASED SERVICES		85,000	62,652	83,050	83,050	-
45210	POSTAGE	1,500	1,529	2,000	2,000	-
45360	SURETY BONDS	20	19	20	20	-
45370	PUB.OFFICIAL LIABILITY IN	561	599	680	720	40
45380	GENERAL LIABILITY INS.	4,330	4,431	4,660	4,660	-
45410	LEASE/RENT OF EQUIPMENT	4,500	904	4,500	4,500	-
45530	TRAINING & TRAVEL	1,500	198	1,500	1,500	-
45540	EDUCATION	500		500	500	-
45806	CASH SHORTAGES	200		200	200	-
TOTAL OTHER CHARGES		13,111	7,680	14,060	14,100	40
46010	OFFICE SUPPLIES	2,000	824	2,000	2,000	-
46110	UNIFORMS	1,200		1,300	1,300	-
46140	OTHER OPERATING SUPPLIES	938		938	938	-
TOTAL MATERIALS & SUPPLIES		4,138	824	4,238	4,238	-
TOTAL OTHER OPERATING EXPENSES		223,363	170,457	211,112	213,505	2,393

04/12/2022

CITY OF HARRISONBURG, VA
EXPENDITURE BUDGET

FUND - 2011 - WATER FUND
FUNCTION - 3020 - WATER FUND
ACTIVITY - 342061 - UTILITY BILLING-WATER
DEPARTMENT - 0000 - UTILITY BILLING-WATER
DEPT/FUND - 342061 - UTILITY BILLING-WATER

ACCOUNT-----	TITLE -----	-----	2020-2021 -----	2021-2022	2022-2023	NET
		BUDGET	ACTUAL	BUDGET	PROPOSED	CHANGE
TOTAL UTILITY BILLING-WATER		524,943	460,068	542,655	529,222	(13,433)

CITY OF HARRISONBURG, VA
EXPENDITURE BUDGET

FUND - 2011 - WATER FUND
 FUNCTION - 3020 - WATER FUND
 ACTIVITY - 352061 - MISCELLANEOUS
 DEPARTMENT - 0000 - MISCELLANEOUS
 DEPT/FUND - 352061 - MISCELLANEOUS

ACCOUNT-----	TITLE -----	----- 2020-2021 -----	----- 2021-2022 -----	----- 2022-2023 -----	NET	
		BUDGET	ACTUAL	BUDGET	PROPOSED	CHANGE
43100	PROFESSIONAL SERVICES		2,400			-
43120	ACCOUNTING & AUDITING	10,100	10,100	10,500	11,130	630
43860	ROCKINGHAM COUNTY	20,000	18,557	24,500	24,500	-
43890	STATE FEES AND PERMITS		75			-
TOTAL PURCHASED SERVICESS		30,100	31,132	35,000	35,630	630
45355	INSURANCE DEDUCTIBLE	9,000		20,000	20,000	-
45881	WATER PURCH FROM OTHERS	500		500	500	-
TOTAL OTHER CHARGES		9,500		20,500	20,500	-
TOTAL OTHER OPERATING EXPENSES		39,600	31,132	55,500	56,130	630
48310	DEPRECIATION	1,582,500	1,582,500	1,723,200	1,766,700	43,500
TOTAL DEPRECIATION		1,582,500	1,582,500	1,723,200	1,766,700	43,500
TOTAL CAPITAL OUTLAY		1,582,500	1,582,500	1,723,200	1,766,700	43,500
49215	PROP. TAX-PUBLIC UTILITY	603,900	603,900	603,900	611,400	7,500
TOTAL FUND TRANSFERS		603,900	603,900	603,900	611,400	7,500
49311	RES.FOR SALARY INCREASE				109,570	109,570
TOTAL RESERVES					109,570	109,570
TOTAL OTHER USES OF FUNDS		603,900	603,900	603,900	720,970	117,070
TOTAL MISCELLANEOUS		2,226,000	2,217,532	2,382,600	2,543,800	161,200

CITY OF HARRISONBURG, VA
EXPENDITURE BUDGET

FUND - 2011 - WATER FUND
 FUNCTION - 3020 - WATER FUND
 ACTIVITY - 362061 - PURIFICATION
 DEPARTMENT - 0000 - PURIFICATION
 DEPT/FUND - 362061 - PURIFICATION

ACCOUNT-----	TITLE -----	----- 2020-2021 -----	----- 2021-2022 -----	----- 2022-2023 -----	NET
		BUDGET	ACTUAL	PROPOSED	CHANGE
41010	SALARIES & WAGES-REG.	620,734	585,123	670,715	32,531
41020	SALARIES & WAGES-O/T	75,000	59,610	87,943	12,943
41030	PT SALARIES & WAGES-REG			8,135	8,135
41050	ANNUAL LEAVE - SEPARATION		5,792	1,000	1,000
41051	SICK LEAVE - SEPARATION		4,767	1,000	1,000
41053	ANNUAL LEAVE - PAYOUT		3,567		-
41060	PTO - SEPARATION		4,039		-
TOTAL PERSONAL SERVICES		695,734	662,898	768,793	55,609
TOTAL PERSONAL SERVICES		695,734	662,898	768,793	55,609
42010	FICA	53,223	48,302	58,812	4,253
42020	RETIREMENT - VRS	79,764	70,878	98,662	16,655
42050	HEALTH INSURANCE	67,494	59,899	77,330	12,198
42060	LIFE INSURANCE - VRS	8,318	7,391	8,988	436
42070	DISABILITY (VLDP)	672	744	769	(246)
42080	DENTAL INSURANCE	1,716	1,339	1,716	-
42110	WORKER'S COMP.	17,099	18,646	17,601	(1,724)
TOTAL FRINGE BENEFITS		228,286	207,200	263,878	31,572
43153	LABORATORY TESTING	30,500	20,276	30,500	-
43310	REPAIRS & MAINTENANCE	8,199	1,597	5,800	-
43890	STATE FEES AND PERMITS	1,500		1,500	-
TOTAL PURCHASED SERVICESS		40,199	21,874	37,800	-
44200	C.G. - PARTS AND LABOR	5,500	6,093	5,400	500
44310	C.G. - FUEL	3,800	3,090	5,500	1,700
TOTAL INTERNAL SERVICES		9,300	9,184	10,900	2,200
45110	ELECTRICITY	26,500	23,745	33,000	6,500
45120	HEATING	6,000	1,131	6,000	-
45310	BOILER & MACHINERY INS.	3,481	3,304	3,740	140
45340	PROPERTY INSURANCE	3,789	3,798	4,320	180
45350	VEHICLE & EQUIPMENT INS.	1,259	1,174	1,360	140
45370	PUB.OFFICIAL LIABILITY IN	1,240	1,323	1,620	100
45380	GENERAL LIABILITY INS.	9,564	9,788	10,290	10
45394	RETIREE H'CARE BENEFIT			2,100	2,100
45530	TRAINING & TRAVEL	3,000	150	3,000	-
45810	DUES & MEMBERSHIPS	1,200	800	1,200	-
TOTAL OTHER CHARGES		56,033	45,213	66,630	9,170
46010	OFFICE SUPPLIES	1,600	940	1,600	-

CITY OF HARRISONBURG, VA
EXPENDITURE BUDGET

FUND - 2011 - WATER FUND
 FUNCTION - 3020 - WATER FUND
 ACTIVITY - 362061 - PURIFICATION
 DEPARTMENT - 0000 - PURIFICATION
 DEPT/FUND - 362061 - PURIFICATION

ACCOUNT-----	TITLE -----	----- 2020-2021 -----		2021-2022	2022-2023	NET
		BUDGET	ACTUAL	BUDGET	PROPOSED	CHANGE
46070	REPAIR & MAINT. SUPPLIES	11,250	12,253	11,250	11,250	-
46080	POWERED EQUIPMENT FUELS	600		600	600	-
46090	POWERED EQUIPMENT SUPPLY	1,000	151	1,000	1,000	-
46110	UNIFORMS	4,400	3,325	4,400	4,400	-
46120	BOOKS & SUBSCRIPTIONS	500	232	500	500	-
46140	OTHER OPERATING SUPPLIES	10,829	8,689	10,834	10,834	-
46170	EMS/MEDICAL SUPPLIES	300	642	300	300	-
46180	CHEMICALS	140,000	109,808	140,000	140,000	-
TOTAL MATERIALS & SUPPLIES		170,479	136,041	170,484	170,484	-
TOTAL OTHER OPERATING EXPENSES		504,297	419,512	506,750	549,692	42,942
TOTAL PURIFICATION		1,200,031	1,082,410	1,219,934	1,318,485	98,551

CITY OF HARRISONBURG, VA
EXPENDITURE BUDGET

FUND - 2011 - WATER FUND
 FUNCTION - 3020 - WATER FUND
 ACTIVITY - 372061 - CAPITAL OUTLAY
 DEPARTMENT - 0000 - CAPITAL OUTLAY
 DEPT/FUND - 372061 - CAPITAL OUTLAY

ACCOUNT-----	TITLE -----	----- 2020-2021 -----		2021-2022	2022-2023	NET
		BUDGET	ACTUAL	BUDGET	PROPOSED	CHANGE
48111	MACHINERY & EQUIPMENT	30,000	7,203	30,000	30,000	-
48151	MOTOR VEHICLES & EQUIP.	100,413	30,413		90,000	90,000
48161	CONST. VEHICLES & EQUIP.	85,000	70,064			-
48221	FURNITURE & FIXTURES	1,000	315	5,000	5,000	-
48271	EDP EQUIPMENT	10,000	6,031	15,000	15,000	-
48273	SOFTWARE	41,873	2,873	39,000	39,000	-
48291	ENGINEERING/MAPPING		66			-
48298	INSTALL SER. LINES (CITY)	80,000	53,372	90,000	90,000	-
TOTAL CAPITAL OUTLAY		348,285	170,336	179,000	269,000	90,000
TOTAL CAPITAL OUTLAY		348,285	170,336	179,000	269,000	90,000
TOTAL CAPITAL OUTLAY		348,285	170,336	179,000	269,000	90,000

CITY OF HARRISONBURG, VA
EXPENDITURE BUDGET

FUND - 2011 - WATER FUND
 FUNCTION - 3020 - WATER FUND
 ACTIVITY - 382061 - DEBT SERVICE
 DEPARTMENT - 0000 - DEBT SERVICE
 DEPT/FUND - 382061 - DEBT SERVICE

ACCOUNT-----	TITLE -----	----- 2020-2021 -----	----- 2021-2022 -----	----- 2022-2023 -----	NET	
		BUDGET	ACTUAL	BUDGET	PROPOSED	CHANGE
49410	G.O. SERIES 2009 (VRA)	37,867	37,867	37,867	37,867	-
49414	G.O. SERIES 2010B	400,000	400,000	415,000		(415,000)
49415	G.O. SERIES 2011	70,000	70,000	75,000		(75,000)
49419	G.O. SERIES 2015	219,000	219,000	224,000		(224,000)
49422	G.O. SERIES 2017B	278,000	278,000	286,000		(286,000)
49427	G.O. SERIES 2021A				1,320,000	1,320,000
TOTAL PRINCIPAL		1,004,867	1,004,867	1,037,867	1,357,867	320,000
49150	BANK HANDLING CHARGES	300	280	300	300	-
49514	G.O. SERIES 2010B	243,825	243,825	227,525		(227,525)
49515	G.O. SERIES 2011	25,944	25,944	23,044		(23,044)
49519	G.O. SERIES 2015	60,425	60,424	55,286		(55,286)
49522	G.O. SERIES 2017B	186,837	165,868	98,383		(98,383)
49527	G.O. SERIES 2021A				1,297,494	1,297,494
TOTAL INTEREST & FISCAL CHARGES		517,331	496,342	404,538	1,297,794	893,256
TOTAL DEBT SERVICE		1,522,198	1,501,208	1,442,405	2,655,661	1,213,256
TOTAL OTHER USES OF FUNDS		1,522,198	1,501,208	1,442,405	2,655,661	1,213,256
49550	BOND ISSUANCE COSTS, ETC.	11,000	31,770			-
TOTAL OTHER CHARGES		11,000	31,770			-
TOTAL OTHER OPERATING EXPENSES		11,000	31,770			-
TOTAL DEBT SERVICE		11,000	31,770			-
TOTAL DEBT SERVICE		1,533,198	1,532,978	1,442,405	2,655,661	1,213,256

CITY OF HARRISONBURG, VA
EXPENDITURE BUDGET

FUND - 2011 - WATER FUND
 FUNCTION - 3020 - WATER FUND
 ACTIVITY - 392061 - TRANSFERS
 DEPARTMENT - 0000 - TRANSFERS
 DEPT/FUND - 392061 - TRANSFERS

ACCOUNT-----	TITLE -----	----- 2020-2021 -----		2021-2022	2022-2023	NET
		BUDGET	ACTUAL	BUDGET	PROPOSED	CHANGE
49210	TR TO GENERAL FUND	923,400	923,400	923,400	923,400	-
49216	TR TO WATER CAP PROJ	2,314,253	2,314,253	2,004,908	3,037,659	1,032,751
49260	TR TO CENTRAL STORES FUND	177,045	177,045	171,410	155,832	(15,578)
TOTAL FUND TRANSFERS		3,414,698	3,414,698	3,099,718	4,116,891	1,017,173
TOTAL OTHER USES OF FUNDS		3,414,698	3,414,698	3,099,718	4,116,891	1,017,173
TOTAL TRANSFERS		3,414,698	3,414,698	3,099,718	4,116,891	1,017,173
TOTAL WATER FUND		11,605,408	10,910,696	11,251,650	14,204,155	2,952,505

CITY OF HARRISONBURG, VA
EXPENDITURE BUDGET

FUND - 2012 - SEWER FUND

FUNCTION - 4020 - SEWER FUND

ACTIVITY - 412061 - ADMINISTRATION

DEPARTMENT - 0000 - ADMINISTRATION

DEPT/FUND - 412061 - ADMINISTRATION

ACCOUNT-----	TITLE -----	----- 2020-2021 -----	----- 2021-2022 -----	----- 2022-2023 -----	NET
		BUDGET	ACTUAL	PROPOSED	CHANGE
41010	SALARIES & WAGES-REG.	453,032	372,814	497,250	17,348
41020	SALARIES & WAGES-O/T		20		-
41030	PT SALARIES & WAGES-REG		5,673	26,819	(10,944)
41040	PT SALARIES & WAGES-O/T		9		-
41050	ANNUAL LEAVE - SEPARATION	8,000	8,079	1,000	1,000
41051	SICK LEAVE - SEPARATION	9,000	9,317	1,000	1,000
41053	ANNUAL LEAVE - PAYOUT		967		-
TOTAL PERSONAL SERVICES		470,032	396,879	524,069	8,404
TOTAL PERSONAL SERVICES		470,032	396,879	524,069	8,404
42010	FICA	35,957	28,091	40,091	643
42020	RETIREMENT - VRS	58,215	46,167	63,897	11,801
42050	HEALTH INSURANCE	78,986	55,836	68,486	(6,175)
42060	LIFE INSURANCE - VRS	6,071	4,814	6,663	232
42070	DISABILITY (VLDP)	685	414	932	114
42080	DENTAL INSURANCE	1,092	650	1,092	-
42110	WORKER'S COMP.	2,843	2,562	3,312	425
TOTAL FRINGE BENEFITS		183,849	138,534	184,473	7,040
43010	MISC. CONTRACTED SERVICES	500	330	600	(600)
43133	COMPUTER SUPPORT	9,500	9,827	9,500	(9,500)
43310	REPAIRS & MAINTENANCE	5,000	9,185	5,000	-
43320	SERVICE CONTRACTS	30,000	29,424	24,000	17,000
TOTAL PURCHASED SERVICESS		45,000	48,767	39,100	6,900
44200	C.G. - PARTS AND LABOR	5,000	3,972	5,200	700
44310	C.G. - FUEL	1,500	892	1,100	500
TOTAL INTERNAL SERVICES		6,500	4,864	6,300	1,200
45110	ELECTRICITY	19,200	14,157	15,600	3,400
45120	HEATING	3,000	3,230	3,000	-
45130	WATER & SEWER	3,600	3,579	3,600	-
45230	TELECOMMUNICATIONS	40,000	33,616	34,200	-
45260	MISS UTILITY TRANSMISSION			14,500	14,500
45340	PROPERTY INSURANCE	1,765	1,751	1,910	80
45350	VEHICLE & EQUIPMENT INS.	583	571	600	70
45370	PUB.OFFICIAL LIABILITY IN	717	765	880	60
45380	GENERAL LIABILITY INS.	8,272	8,465	8,890	10
45530	TRAINING & TRAVEL	6,500	2,075	7,000	-
45810	DUES & MEMBERSHIPS	500	231	500	-
TOTAL OTHER CHARGES		84,137	68,439	76,180	18,120

CITY OF HARRISONBURG, VA
EXPENDITURE BUDGET

FUND - 2012 - SEWER FUND
 FUNCTION - 4020 - SEWER FUND
 ACTIVITY - 412061 - ADMINISTRATION
 DEPARTMENT - 0000 - ADMINISTRATION
 DEPT/FUND - 412061 - ADMINISTRATION

ACCOUNT-----	TITLE -----	----- 2020-2021 -----		2021-2022	2022-2023	NET
		BUDGET	ACTUAL	BUDGET	PROPOSED	CHANGE
46010	OFFICE SUPPLIES	1,500	830	1,000	1,000	-
46070	REPAIR & MAINT. SUPPLIES	1,000	1,108	1,000	1,000	-
46050	JANITORIAL SUPPLIES	2,000	1,849	2,000	2,000	-
46090	POWERED EQUIPMENT SUPPLY	1,000	1,256	1,000	1,000	-
46110	UNIFORMS	1,050	143	1,050	2,000	950
46120	BOOKS & SUBSCRIPTIONS	500	690	500	500	-
46140	OTHER OPERATING SUPPLIES	1,000	748	1,000	1,000	-
TOTAL MATERIALS & SUPPLIES		8,050	6,624	7,550	8,500	950
TOTAL OTHER OPERATING EXPENSES		327,536	267,229	313,603	347,813	34,210
TOTAL ADMINISTRATION		797,568	664,108	837,672	880,286	42,614

CITY OF HARRISONBURG, VA
EXPENDITURE BUDGET

FUND - 2012 - SEWER FUND

FUNCTION - 4020 - SEWER FUND

ACTIVITY - 422061 - TREATMENT & DISPOSAL

DEPARTMENT - 0000 - TREATMENT & DISPOSAL

DEPT/FUND - 422061 - TREATMENT & DISPOSAL

ACCOUNT-----	TITLE -----	----- 2020-2021 -----		2021-2022	2022-2023	NET
		BUDGET	ACTUAL	BUDGET	PROPOSED	CHANGE
43840	HRRSA - OPERATING	2,781,000	2,581,865	2,700,000	3,100,000	400,000
43841	HRRSA - PRETREATMENT	53,000	19,100	55,000	60,000	5,000
43842	HRRSA - CAPITAL OUTLAY	145,000	136,081	145,000	150,000	5,000
43844	HRRSA - CONSTRUCTION	432,000	395,700	400,000	1,150,000	750,000
TOTAL PURCHASED SERVICESS		3,411,000	3,132,747	3,300,000	4,460,000	1,160,000
TOTAL OTHER OPERATING EXPENSES		3,411,000	3,132,747	3,300,000	4,460,000	1,160,000
TOTAL TREATMENT & DISPOSAL		3,411,000	3,132,747	3,300,000	4,460,000	1,160,000

CITY OF HARRISONBURG, VA
EXPENDITURE BUDGET

FUND - 2012 - SEWER FUND

FUNCTION - 4020 - SEWER FUND

ACTIVITY - 432061 - COLLECTION & TRANSMISSION

DEPARTMENT - 0000 - COLLECTION & TRANSMISSION

DEPT/FUND - 432061 - COLLECTION & TRANSMISSION

ACCOUNT-----	TITLE -----	----- 2020-2021 -----	----- 2021-2022 -----	----- 2022-2023 -----	NET	
		BUDGET	ACTUAL	BUDGET	PROPOSED	CHANGE
41010	SALARIES & WAGES-REG.	509,751	460,662	530,107	564,657	34,550
41017	STAND BY PAY	12,000	12,861	12,000	12,941	941
41020	SALARIES & WAGES-O/T	10,000	14,441	10,000	8,860	(1,140)
41027	STANDBY & BLENDED - OT	24,000	5,136	30,000	28,351	(1,649)
41030	PT SALARIES & WAGES-REG	16,000	39,260	15,507	3,175	(12,332)
41040	PT SALARIES & WAGES-O/T		153			-
41050	ANNUAL LEAVE - SEPARATION	18,000		10,000	1,000	(9,000)
41051	SICK LEAVE - SEPARATION	5,500		5,000	1,000	(4,000)
41053	ANNUAL LEAVE - PAYOUT		608			-
41060	PTO - SEPARATION		1,173			-
TOTAL PERSONAL SERVICES		595,251	534,292	612,614	619,984	7,370
TOTAL PERSONAL SERVICES		595,251	534,292	612,614	619,984	7,370
42010	FICA	45,536	38,296	46,865	47,429	564
42020	RETIREMENT - VRS	65,503	57,196	68,119	83,062	14,943
42050	HEALTH INSURANCE	98,480	74,095	90,368	103,240	12,872
42060	LIFE INSURANCE - VRS	6,831	5,964	7,104	7,567	463
42070	DISABILITY (VLDP)	1,218	975	1,016	1,438	422
42080	DENTAL INSURANCE	1,716	1,040	1,716	1,716	-
42090	UNEMPLOYMENT		28			-
42110	WORKER'S COMP.	14,413	15,551	16,663	13,844	(2,819)
TOTAL FRINGE BENEFITS		233,697	193,146	231,851	258,296	26,445
43310	REPAIRS & MAINTENANCE	1,000		1,000	1,000	-
43890	STATE FEES AND PERMITS	750	330	750	750	-
TOTAL PURCHASED SERVICESS		1,750	330	1,750	1,750	-
44200	C.G. - PARTS AND LABOR	165,000	129,885	153,200	155,100	1,900
44300	CENTRAL STORES		231			-
44310	C.G. - FUEL	45,000	43,725	45,800	65,200	19,400
44314	INVENTORY ADJ - UTILITIES	1,000		1,000	1,000	-
TOTAL INTERNAL SERVICES		211,000	173,841	200,000	221,300	21,300
45136	LANDFILL/STEAM PLANT	500	1,081	500	500	-
45350	VEHICLE & EQUIPMENT INS.	19,017	19,110	19,970	22,110	2,140
45370	PUB.OFFICIAL LIABILITY IN	1,028	1,097	1,260	1,340	80
45380	GENERAL LIABILITY INS.	11,868	12,146	12,750	12,770	20
45394	RETIREE H'CARE BENEFIT				2,100	2,100
45410	LEASE/RENT OF EQUIPMENT	4,000	901	4,000	4,000	-
45850	FREIGHT & DRAYAGE	1,000	214	1,000	1,000	-
TOTAL OTHER CHARGES		37,413	34,549	39,480	43,820	4,340

CITY OF HARRISONBURG, VA
EXPENDITURE BUDGET

FUND - 2012 - SEWER FUND

FUNCTION - 4020 - SEWER FUND

ACTIVITY - 432061 - COLLECTION & TRANSMISSION

DEPARTMENT - 0000 - COLLECTION & TRANSMISSION

DEPT/FUND - 432061 - COLLECTION & TRANSMISSION

ACCOUNT-----	TITLE -----	----- 2020-2021 -----		2021-2022	2022-2023	NET
		BUDGET	ACTUAL	BUDGET	PROPOSED	CHANGE
46070	REPAIR & MAINT. SUPPLIES	16,000	18,601	16,000	13,000	(3,000)
46074	MAINT&REP SUPP-MAINS	19,490	33,700	22,000	22,000	-
46090	POWERED EQUIPMENT SUPPLY		107		3,000	3,000
46110	UNIFORMS	8,800	8,250	8,800	8,800	-
46140	OTHER OPERATING SUPPLIES	10,000	9,167	10,000	10,000	-
46145	SAFETY MATERIALS	7,500	6,877	7,500	7,500	-
46170	EMS/MEDICAL SUPPLIES	500	214	500	500	-
TOTAL MATERIALS & SUPPLIES		62,290	76,916	64,800	64,800	-
TOTAL OTHER OPERATING EXPENSES		546,150	478,781	537,881	589,966	52,085
TOTAL COLLECTION & TRANSMISSION		1,141,401	1,013,073	1,150,495	1,209,950	59,455

CITY OF HARRISONBURG, VA
EXPENDITURE BUDGET

FUND - 2012 - SEWER FUND

FUNCTION - 4020 - SEWER FUND

ACTIVITY - 442061 - MISCELLANEOUS

DEPARTMENT - 0000 - MISCELLANEOUS

DEPT/FUND - 442061 - MISCELLANEOUS

ACCOUNT-----	TITLE -----	----- 2020-2021 -----	----- 2021-2022 -----	----- 2022-2023 -----	NET	
		BUDGET	ACTUAL	BUDGET	PROPOSED	CHANGE
43120	ACCOUNTING & AUDITING	10,100	10,100	10,500	11,130	630
TOTAL PURCHASED SERVICESS		10,100	10,100	10,500	11,130	630
45355	INSURANCE DEDUCTIBLE	20,000	5,600	20,000	20,000	-
TOTAL OTHER CHARGES		20,000	5,600	20,000	20,000	-
TOTAL OTHER OPERATING EXPENSES		30,100	15,700	30,500	31,130	630
48310	DEPRECIATION	1,609,200	1,609,200	1,192,500	1,193,400	900
TOTAL DEPRECIATION		1,609,200	1,609,200	1,192,500	1,193,400	900
TOTAL CAPITAL OUTLAY		1,609,200	1,609,200	1,192,500	1,193,400	900
49215	PROP. TAX-PUBLIC UTILITY	397,800	397,800	403,200	433,500	30,300
TOTAL FUND TRANSFERS		397,800	397,800	403,200	433,500	30,300
49311	RES.FOR SALARY INCREASE				76,390	76,390
TOTAL RESERVES					76,390	76,390
TOTAL OTHER USES OF FUNDS		397,800	397,800	403,200	509,890	106,690
TOTAL MISCELLANEOUS		2,037,100	2,022,700	1,626,200	1,734,420	108,220

CITY OF HARRISONBURG, VA
EXPENDITURE BUDGET

FUND - 2012 - SEWER FUND

FUNCTION - 4020 - SEWER FUND

ACTIVITY - 452061 - UTILITY BILLING-SEWER

DEPARTMENT - 0000 - UTILITY BILLING-SEWER

DEPT/FUND - 452061 - UTILITY BILLING-SEWER

ACCOUNT-----	TITLE -----	----- 2020-2021 -----	----- 2021-2022 -----	----- 2022-2023 -----	NET	
BUDGET	ACTUAL	BUDGET	PROPOSED	CHANGE		
41010	SALARIES & WAGES-REG.	188,931	164,936	192,802	302,406	109,604
41017	STAND BY PAY	2,500		2,500		(2,500)
41020	SALARIES & WAGES-O/T		262			-
41030	PT SALARIES & WAGES-REG	32,053	5,388	16,026	11,311	(4,715)
41050	ANNUAL LEAVE - SEPARATION				1,000	1,000
41051	SICK LEAVE - SEPARATION				1,000	1,000
41053	ANNUAL LEAVE - PAYOUT		1,124			-
TOTAL PERSONAL SERVICES		223,484	171,710	211,328	315,717	104,389
TOTAL PERSONAL SERVICES		223,484	171,710	211,328	315,717	104,389
42010	FICA	17,097	12,422	16,167	24,153	7,986
42020	RETIREMENT - VRS	24,278	20,376	24,775	44,484	19,709
42050	HEALTH INSURANCE	29,159	21,339	33,781	37,206	3,425
42060	LIFE INSURANCE - VRS	2,532	2,125	2,583	4,052	1,469
42070	DISABILITY (VLDP)	597	468	597	1,099	502
42080	DENTAL INSURANCE	702	351	702	936	234
42110	WORKER'S COMP.	4,633	4,927	5,095	3,856	(1,239)
TOTAL FRINGE BENEFITS		78,998	62,007	83,700	115,786	32,086
43320	SERVICE CONTRACTS	3,760	2,970	3,760	3,760	-
43382	H2O LOSS MGT-METER TEST	30,000	37,350	30,000	30,000	-
TOTAL PURCHASED SERVICESS		33,760	40,320	33,760	33,760	-
44200	C.G. - PARTS AND LABOR	17,000	11,639	9,300	10,200	900
44310	C.G. - FUEL	7,500	5,453	5,700	8,900	3,200
TOTAL INTERNAL SERVICES		24,500	17,091	15,000	19,100	4,100
45210	POSTAGE	200		200	200	-
45350	VEHICLE & EQUIPMENT INS.	1,211	1,081	1,120	1,250	130
45370	PUB.OFFICIAL LIABILITY IN	371	396	450	480	30
45380	GENERAL LIABILITY INS.	4,282	4,382	4,600	4,610	10
45394	RETIREE H' CARE BENEFIT	7,560	6,930	7,560	7,560	-
45530	TRAINING & TRAVEL	2,000		2,000	2,000	-
TOTAL OTHER CHARGES		15,624	12,789	15,930	16,100	170
46010	OFFICE SUPPLIES		36			-
46070	REPAIR & MAINT. SUPPLIES	40,000	74,063	50,000	50,000	-
46072	MAINT&REP SUPP-METER REPL	10,000	11,241	10,000	10,000	-
46110	UNIFORMS	2,000	1,746	2,000	2,000	-
46140	OTHER OPERATING SUPPLIES	1,000	631	4,000	4,000	-
46145	SAFETY MATERIALS	500	505	500	500	-

CITY OF HARRISONBURG, VA
EXPENDITURE BUDGET

FUND - 2012 - SEWER FUND

FUNCTION - 4020 - SEWER FUND

ACTIVITY - 452061 - UTILITY BILLING-SEWER

DEPARTMENT - 0000 - UTILITY BILLING-SEWER

DEPT/FUND - 452061 - UTILITY BILLING-SEWER

ACCOUNT-----	TITLE -----	-----	2020-2021 -----	2021-2022	2022-2023	NET
		BUDGET	ACTUAL	BUDGET	PROPOSED	CHANGE
TOTAL MATERIALS & SUPPLIES		53,500	88,221	66,500	66,500	-
TOTAL OTHER OPERATING EXPENSES		206,382	220,428	214,890	251,246	36,356
TOTAL UTILITY BILLING-SEWER		429,866	392,139	426,218	566,963	140,745

CITY OF HARRISONBURG, VA
EXPENDITURE BUDGET

FUND - 2012 - SEWER FUND

FUNCTION - 4020 - SEWER FUND

ACTIVITY - 462061 - PUMPING & MONITORING

DEPARTMENT - 0000 - PUMPING & MONITORING

DEPT/FUND - 462061 - PUMPING & MONITORING

ACCOUNT-----	TITLE -----	----- 2020-2021 -----	----- 2021-2022 -----	----- 2022-2023 -----	NET	
		BUDGET	ACTUAL	BUDGET	PROPOSED	CHANGE
41010	SALARIES & WAGES-REG.	230,658	204,319	236,388	220,800	(15,588)
41017	STAND BY PAY	8,000	4,097	8,000	8,627	627
41020	SALARIES & WAGES-O/T		928		4,485	4,485
41027	STANDBY & BLENDED - OT	6,000	641	6,000	8,969	2,969
41050	ANNUAL LEAVE - SEPARATION				1,000	1,000
41051	SICK LEAVE - SEPARATION				1,000	1,000
TOTAL PERSONAL SERVICES		244,658	209,985	250,388	244,881	(5,507)
TOTAL PERSONAL SERVICES		244,658	209,985	250,388	244,881	(5,507)
42010	FICA	18,716	14,678	19,155	18,733	(422)
42020	RETIREMENT - VRS	29,640	25,766	30,376	32,480	2,104
42050	HEALTH INSURANCE	34,314	31,462	43,726	33,515	(10,211)
42060	LIFE INSURANCE - VRS	3,091	2,687	3,167	2,959	(208)
42070	DISABILITY (VLDP)	854	757	891	956	65
42080	DENTAL INSURANCE	624	520	624	546	(78)
42110	WORKER'S COMP.	5,698	6,790	6,900	5,370	(1,530)
TOTAL FRINGE BENEFITS		92,937	82,659	104,839	94,559	(10,280)
43320	SERVICE CONTRACTS	14,010	7,795	10,620	10,620	-
43331	MAINT & REP.-PUMPS & MACH	2,412		2,000	2,000	-
TOTAL PURCHASED SERVICES		16,422	7,795	12,620	12,620	-
44200	C.G. - PARTS AND LABOR	10,000	13,789	16,500	17,900	1,400
44310	C.G. - FUEL	9,000	11,858	12,000	17,000	5,000
TOTAL INTERNAL SERVICES		19,000	25,647	28,500	34,900	6,400
45110	ELECTRICITY	10,000	9,151	10,000	12,000	2,000
45130	WATER & SEWER	650	1,108	650	650	-
45310	BOILER & MACHINERY INS.	561	532	580	600	20
45340	PROPERTY INSURANCE	1,086	1,090	1,190	1,240	50
45350	VEHICLE & EQUIPMENT INS.	2,810	2,762	2,870	3,200	330
45370	PUB.OFFICIAL LIABILITY IN	397	423	490	520	30
45380	GENERAL LIABILITY INS.	4,579	4,686	4,920	4,930	10
45850	FREIGHT & DRAYAGE	100		100	100	-
TOTAL OTHER CHARGES		20,183	19,751	20,800	23,240	2,440
46070	REPAIR & MAINT. SUPPLIES		23			-
46061	MATERIALS - PUMPS	5,000	3,615	5,000	5,000	-
46062	MATERIALS - SCADA	4,500	782	4,500	4,500	-
46063	MATERIALS - GENERAL	5,000	968	5,000	5,000	-
46080	POWERED EQUIPMENT FUELS	1,500	807	1,500	1,500	-

04/12/2022

CITY OF HARRISONBURG, VA
EXPENDITURE BUDGET

FUND - 2012 - SEWER FUND
FUNCTION - 4020 - SEWER FUND
ACTIVITY - 462061 - PUMPING & MONITORING
DEPARTMENT - 0000 - PUMPING & MONITORING
DEPT/FUND - 462061 - PUMPING & MONITORING

ACCOUNT-----	TITLE -----	-----	2020-2021 -----	2021-2022	2022-2023	NET
		BUDGET	ACTUAL	BUDGET	PROPOSED	CHANGE
46110	UNIFORMS	2,000	2,450	2,000	2,000	-
TOTAL MATERIALS & SUPPLIES		18,000	8,645	18,000	18,000	-
TOTAL OTHER OPERATING EXPENSES		166,542	144,497	184,759	183,319	(1,440)
TOTAL PUMPING & MONITORING		411,200	354,482	435,147	428,200	(6,947)

CITY OF HARRISONBURG, VA
EXPENDITURE BUDGET

FUND - 2012 - SEWER FUND
 FUNCTION - 4020 - SEWER FUND
 ACTIVITY - 472061 - CAPITAL OUTLAY
 DEPARTMENT - 0000 - CAPITAL OUTLAY
 DEPT/FUND - 472061 - CAPITAL OUTLAY

ACCOUNT-----	TITLE -----	----- 2020-2021 -----		2021-2022	2022-2023	NET
		BUDGET	ACTUAL	BUDGET	PROPOSED	CHANGE
48111	MACHINERY & EQUIPMENT	25,000	6,590	25,000	25,000	-
48151	MOTOR VEHICLES & EQUIP.	83,868	85,247		120,000	120,000
48161	CONST. VEHICLES & EQUIP.	327,750	300,921			-
48221	FURNITURE & FIXTURES	1,000	995	3,000	3,000	-
48271	EDP EQUIPMENT	10,000	5,358	15,000	15,000	-
48273	SOFTWARE	41,873	2,873	39,000	39,000	-
48298	INSTALL SER. LINES (CITY)	8,000	5,270	10,000	10,000	-
TOTAL CAPITAL OUTLAY		497,491	407,254	92,000	212,000	120,000
TOTAL CAPITAL OUTLAY		497,491	407,254	92,000	212,000	120,000
TOTAL CAPITAL OUTLAY		497,491	407,254	92,000	212,000	120,000

CITY OF HARRISONBURG, VA
EXPENDITURE BUDGET

FUND - 2012 - SEWER FUND
 FUNCTION - 4020 - SEWER FUND
 ACTIVITY - 482061 - DEBT SERVICE
 DEPARTMENT - 0000 - DEBT SERVICE
 DEPT/FUND - 482061 - DEBT SERVICE

ACCOUNT-----	TITLE -----	----- 2020-2021 -----	2021-2022	2022-2023	NET	
		BUDGET	ACTUAL	BUDGET	PROPOSED	CHANGE
47060	HRRSA - DEBT SERVICE	3,500,000	3,462,880	3,600,000	2,700,000	(900,000)
TOTAL PMT. TO JOINT OPERATIONS		3,500,000	3,462,880	3,600,000	2,700,000	(900,000)
TOTAL OTHER OPERATING EXPENSES		3,500,000	3,462,880	3,600,000	2,700,000	(900,000)
TOTAL DEBT SERVICE		3,500,000	3,462,880	3,600,000	2,700,000	(900,000)

CITY OF HARRISONBURG, VA
EXPENDITURE BUDGET

FUND - 2012 - SEWER FUND
 FUNCTION - 4020 - SEWER FUND
 ACTIVITY - 492061 - TRANSFERS
 DEPARTMENT - 0000 - TRANSFERS
 DEPT/FUND - 492061 - TRANSFERS

ACCOUNT-----	TITLE -----	----- 2020-2021 -----		2021-2022	2022-2023	NET
		BUDGET	ACTUAL	BUDGET	PROPOSED	CHANGE
49210	TR TO GENERAL FUND	923,400	923,400	923,400	923,400	-
49244	TR TO SEWER CAP PROJ	2,093,094	2,093,094		1,914,307	1,914,307
49260	TR TO CENTRAL STORES FUND	15,215	15,215	19,017	51,944	32,927
TOTAL FUND TRANSFERS		3,031,709	3,031,709	942,417	2,889,651	1,947,234
TOTAL OTHER USES OF FUNDS		3,031,709	3,031,709	942,417	2,889,651	1,947,234
TOTAL TRANSFERS		3,031,709	3,031,709	942,417	2,889,651	1,947,234
TOTAL SEWER FUND		15,257,334	14,481,092	12,410,149	15,081,470	2,671,321

CITY OF HARRISONBURG, VA
EXPENDITURE BUDGET

FUND - 2013 - PUBLIC TRNSPORTATION FUND

FUNCTION - 8020 - PUBLIC TRANSIT

ACTIVITY - 812081 - TRANSIT BUSES

DEPARTMENT - 0000 - TRANSIT BUSES

DEPT/FUND - 812081 - TRANSIT BUSES

ACCOUNT-----	TITLE -----	----- 2020-2021 -----	----- 2021-2022 -----	----- 2022-2023 -----	NET	
		BUDGET	ACTUAL	BUDGET	PROPOSED	CHANGE
41010	SALARIES & WAGES-REG.	652,682	744,774	658,238	1,188,553	530,315
41020	SALARIES & WAGES-O/T	91,942	153,502	141,788	239,788	98,000
41030	PT SALARIES & WAGES-REG	1,189,852	922,830	1,272,525	837,094	(435,431)
41040	PT SALARIES & WAGES-O/T	92,055	126,781	125,082	54,103	(70,979)
41050	ANNUAL LEAVE - SEPARATION	800	444	1,000	1,000	-
41051	SICK LEAVE - SEPARATION	10,000	10,000	10,000	10,000	-
41053	ANNUAL LEAVE - PAYOUT		658			-
41054	PTO - PAYOUT		1,560			-
41060	PTO - SEPARATION	500		500	4,000	3,500
	TOTAL PERSONAL SERVICES	2,037,831	1,960,548	2,209,133	2,334,538	125,405
	TOTAL PERSONAL SERVICES	2,037,831	1,960,548	2,209,133	2,334,538	125,405
42010	FICA	155,895	144,596	168,999	178,592	9,593
42020	RETIREMENT - VRS	99,740	92,724	101,008	209,803	108,795
42050	HEALTH INSURANCE	141,540	95,259	106,266	250,039	143,773
42060	LIFE INSURANCE - VRS	10,479	9,669	10,533	18,960	8,427
42070	DISABILITY (VLDP)	1,921	2,346	2,461	5,680	3,219
42080	DENTAL INSURANCE	3,275	2,441	3,272	6,063	2,791
42090	UNEMPLOYMENT		23,818	50,000	5,000	(45,000)
42110	WORKER'S COMP.	68,574	58,711	67,354	37,853	(29,501)
	TOTAL FRINGE BENEFITS	481,424	429,564	509,893	711,990	202,097
43100	PROFESSIONAL SERVICES	105,000	1,872	110,000	360,000	250,000
43110	MEDICAL SERVICES	15,000	13,994	20,000	20,000	-
43133	COMPUTER SUPPORT	500		500	500	-
43320	SERVICE CONTRACTS	50,000	78,455	85,000	90,000	5,000
43330	MAINT & REP.-MACH & EQUIP	2,000	196	2,000	2,000	-
43336	MAINT & REP.-RADIO EQUIP	500		500	500	-
43360	MAINT & REP.-BLDGS & GNDS	5,000	4,503	5,500	5,500	-
43600	ADVERTISING	3,500	2,224	3,500	6,000	2,500
	TOTAL PURCHASED SERVICESS	181,500	101,243	227,000	484,500	257,500
44200	C.G. - PARTS AND LABOR	950,000	995,353	1,258,100	1,328,400	70,300
44300	CENTRAL STORES	500	8,166	16,000	16,000	-
44310	C.G. - FUEL	500,000	364,961	483,900	648,400	164,500
	TOTAL INTERNAL SERVICES	1,450,500	1,368,480	1,758,000	1,992,800	234,800
45210	POSTAGE	100	33	100	100	-
45230	TELECOMMUNICATIONS	2,500	1,534	2,500	2,500	-
45350	VEHICLE & EQUIPMENT INS.	2,086	2,600	2,700	3,010	310
45351	VEH & EQUIP INS (VTLP)	140,000	114,710	140,000	160,000	20,000
45355	INSURANCE DEDUCTIBLE	50,000	9,004	50,000	55,000	5,000

CITY OF HARRISONBURG, VA
EXPENDITURE BUDGET

FUND - 2013 - PUBLIC TRANSPORTATION FUND
 FUNCTION - 8020 - PUBLIC TRANSIT
 ACTIVITY - 812081 - TRANSIT BUSES
 DEPARTMENT - 0000 - TRANSIT BUSES
 DEPT/FUND - 812081 - TRANSIT BUSES

ACCOUNT-----	TITLE -----	----- 2020-2021 -----		2021-2022	2022-2023	NET
		BUDGET	ACTUAL	BUDGET	PROPOSED	CHANGE
45360	SURETY BONDS	70	67	65	80	15
45370	PUB.OFFICIAL LIABILITY IN	7,710	8,227	9,440	10,040	600
45380	GENERAL LIABILITY INS.	3,398	3,477	3,650	3,650	-
45394	RETIREE H'CARE BENEFIT	2,640	2,420	2,640	2,640	-
45530	TRAINING & TRAVEL	20,000	3,456	20,000	20,000	-
45810	DUES & MEMBERSHIPS	9,000	3,042	10,000	15,000	5,000
TOTAL OTHER CHARGES		237,504	148,571	241,095	272,020	30,925
46010	OFFICE SUPPLIES	300	208	300	350	50
46070	REPAIR & MAINT. SUPPLIES	500		500	500	-
46120	BOOKS & SUBSCRIPTIONS	1,000	300	1,000	1,000	-
46140	OTHER OPERATING SUPPLIES	35,000	25,687	45,000	45,000	-
TOTAL MATERIALS & SUPPLIES		36,800	26,194	46,800	46,850	50
TOTAL OTHER OPERATING EXPENSES		2,387,728	2,074,053	2,782,788	3,508,160	725,372
TOTAL TRANSIT BUSES		4,425,559	4,034,601	4,991,921	5,842,698	850,777

04/12/2022

CITY OF HARRISONBURG, VA
EXPENDITURE BUDGET

FUND - 2013 - PUBLIC TRNSPORTATION FUND
FUNCTION - 8020 - PUBLIC TRANSIT
ACTIVITY - 842081 - MISCELLANEOUS
DEPARTMENT - 0000 - MISCELLANEOUS
DEPT/FUND - 842081 - MISCELLANEOUS

ACCOUNT-----	TITLE -----	-----	2020-2021 -----	2021-2022	2022-2023	NET
		BUDGET	ACTUAL	BUDGET	PROPOSED	CHANGE
49311	RES.FOR SALARY INCREASE				136,600	136,600
TOTAL RESERVES					136,600	136,600
TOTAL OTHER USES OF FUNDS					136,600	136,600
TOTAL MISCELLANEOUS					136,600	136,600

CITY OF HARRISONBURG, VA
EXPENDITURE BUDGET

FUND - 2013 - PUBLIC TRNSPORTATION FUND
 FUNCTION - 8020 - PUBLIC TRANSIT
 ACTIVITY - 852081 - PARATRANSIT BUSES
 DEPARTMENT - 0000 - PARATRANSIT BUSES
 DEPT/FUND - 852081 - PARATRANSIT BUSES

ACCOUNT-----	TITLE -----	----- 2020-2021 -----	----- 2021-2022 -----	----- 2022-2023 -----	NET	
		BUDGET	ACTUAL	BUDGET	PROPOSED	CHANGE
41010	SALARIES & WAGES-REG.	272,976	254,039	297,308	329,743	32,435
41020	SALARIES & WAGES-O/T	31,126	26,558	32,518	50,000	17,482
41030	PT SALARIES & WAGES-REG	95,467	57,326	98,497	104,303	5,806
41040	PT SALARIES & WAGES-O/T	11,967	10,436	12,300	17,500	5,200
41050	ANNUAL LEAVE - SEPARATION	200		200	200	-
41051	SICK LEAVE - SEPARATION	200		200	200	-
41053	ANNUAL LEAVE - PAYOUT		107			-
41054	PTO - PAYOUT		149			-
TOTAL PERSONAL SERVICES		411,936	348,615	441,023	501,946	60,923
TOTAL PERSONAL SERVICES		411,936	348,615	441,023	501,946	60,923
42010	FICA	31,513	23,948	33,738	38,399	4,661
42020	RETIREMENT - VRS	36,624	31,408	40,059	50,930	10,871
42050	HEALTH INSURANCE	73,916	53,181	66,414	67,375	961
42060	LIFE INSURANCE - VRS	3,848	3,275	4,177	4,628	451
42070	DISABILITY (VLDP)	500	356	635	730	95
42080	DENTAL INSURANCE	1,129	813	1,177	780	(397)
42090	UNEMPLOYMENT		4,725	5,000	5,000	-
42110	WORKER'S COMP.	12,929	11,357	11,709	8,735	(2,974)
TOTAL FRINGE BENEFITS		160,459	129,063	162,909	176,577	13,668
43100	PROFESSIONAL SERVICES	100		100	100	-
43110	MEDICAL SERVICES	200	736	500	500	-
43133	COMPUTER SUPPORT				100	100
43320	SERVICE CONTRACTS	10,000	15,318	16,000	17,000	1,000
43360	MAINT & REP.-BLDGS & GNDS				100	100
43600	ADVERTISING	100	40	100	500	400
TOTAL PURCHASED SERVICESS		10,400	16,093	16,700	18,300	1,600
44200	C.G. - PARTS AND LABOR	80,000	78,566	87,900	98,400	10,500
44300	CENTRAL STORES	200			200	200
44310	C.G. - FUEL	65,000	49,334	57,300	88,600	31,300
TOTAL INTERNAL SERVICES		145,200	127,899	145,200	187,200	42,000
45210	POSTAGE	100	11	100	100	-
45230	TELECOMMUNICATIONS	1,000	63	1,000	1,000	-
45350	VEHICLE & EQUIPMENT INS.	47	41	40	40	-
45351	VEH & EQUIP INS (VTLP)	25,000	18,674	25,000	30,000	5,000
45355	INSURANCE DEDUCTIBLE	5,000	1,466	5,000	6,000	1,000
45360	SURETY BONDS	12	12	10	10	-
45370	PUB.OFFICIAL LIABILITY IN	1,291	1,377	1,580	1,680	100
45380	GENERAL LIABILITY INS.	569	582	610	610	-

CITY OF HARRISONBURG, VA
EXPENDITURE BUDGET

FUND - 2013 - PUBLIC TRNSPORTATION FUND
 FUNCTION - 8020 - PUBLIC TRANSIT
 ACTIVITY - 852081 - PARATRANSIT BUSES
 DEPARTMENT - 0000 - PARATRANSIT BUSES
 DEPT/FUND - 852081 - PARATRANSIT BUSES

ACCOUNT-----	TITLE -----	----- 2020-2021 -----		2021-2022	2022-2023	NET
		BUDGET	ACTUAL	BUDGET	PROPOSED	CHANGE
45530	TRAINING & TRAVEL	8,000	592	8,000	8,000	-
45810	DUES & MEMBERSHIPS	1,500	495	1,500	2,000	500
TOTAL OTHER CHARGES		42,519	23,313	42,840	49,440	6,600
46010	OFFICE SUPPLIES	100	12	100	100	-
46070	REPAIR & MAINT. SUPPLIES	500		500	500	-
46120	BOOKS & SUBSCRIPTIONS	100	49	100	100	-
46140	OTHER OPERATING SUPPLIES	3,000	3,862	5,000	5,000	-
TOTAL MATERIALS & SUPPLIES		3,700	3,923	5,700	5,700	-
TOTAL OTHER OPERATING EXPENSES		362,278	300,293	373,349	437,217	63,868
TOTAL PARATRANSIT BUSES		774,214	648,908	814,372	939,163	124,791

CITY OF HARRISONBURG, VA
EXPENDITURE BUDGET

FUND - 2013 - PUBLIC TRNSPORTATION FUND
FUNCTION - 8020 - PUBLIC TRANSIT
ACTIVITY - 862081 - ADMINISTRATION
DEPARTMENT - 0000 - ADMINISTRATION
DEPT/FUND - 862081 - ADMINISTRATION

ACCOUNT-----	TITLE -----	----- 2020-2021 -----	----- 2021-2022 -----	----- 2022-2023 -----	NET	
		BUDGET	ACTUAL	PROPOSED	CHANGE	
41010	SALARIES & WAGES-REG.	357,415	323,005	388,193	412,934	24,741
41020	SALARIES & WAGES-O/T	14,931	14,062	15,283	25,155	9,872
41030	PT SALARIES & WAGES-REG	11,635	19,837	19,604	25,908	6,304
41040	PT SALARIES & WAGES-O/T	3,837	1,600	4,185	4,185	-
41050	ANNUAL LEAVE - SEPARATION	1,000	2,221	1,000	2,250	1,250
41051	SICK LEAVE - SEPARATION	1,000	1,051	1,000	2,500	1,500
41054	PTO - PAYOUT		682			-
41060	PTO - SEPARATION	1,000	1,005	1,000	1,750	750
TOTAL PERSONAL SERVICES		390,818	363,462	430,265	474,682	44,417
TOTAL PERSONAL SERVICES		390,818	363,462	430,265	474,682	44,417
42010	FICA	29,898	26,010	32,916	36,313	3,397
42020	RETIREMENT - VRS	45,927	40,145	49,883	60,743	10,860
42050	HEALTH INSURANCE	47,099	36,563	46,045	56,281	10,236
42060	LIFE INSURANCE - VRS	4,826	4,205	5,202	5,534	332
42070	DISABILITY (VLDP)	951	701	1,052	1,169	117
42080	DENTAL INSURANCE	1,230	939	1,205	1,283	78
42090	UNEMPLOYMENT		998	1,500	1,800	300
42110	WORKER'S COMP.	2,315	2,073	2,298	1,763	(535)
TOTAL FRINGE BENEFITS		132,246	111,634	140,101	164,886	24,785
43100	PROFESSIONAL SERVICES	375	45	390	410	20
43110	MEDICAL SERVICES	375	83	395	450	55
43120	ACCOUNTING & AUDITING	3,650	3,650	3,750	3,970	220
43133	COMPUTER SUPPORT	14,750		14,910	15,000	90
43320	SERVICE CONTRACTS	34,800	20,959	41,000	41,750	750
43330	MAINT & REP.-MACH & EQUIP	325	1,541	2,750	3,500	750
43360	MAINT & REP.-BLDGS & GNDS	5,250	20,962	9,750	10,250	500
43600	ADVERTISING	1,000	271	1,000	2,300	1,300
TOTAL PURCHASED SERVICESS		60,525	47,511	73,945	77,630	3,685
44200	C.G. - PARTS AND LABOR	3,750	3,631	2,100	2,300	200
44300	CENTRAL STORES	2,500	1,968	3,000	3,250	250
44310	C.G. - FUEL	1,300	921	800	1,150	350
TOTAL INTERNAL SERVICES		7,550	6,520	5,900	6,700	800
45110	ELECTRICITY	35,000	21,572	35,250	35,500	250
45120	HEATING	650	280	675	700	25
45130	WATER & SEWER	1,025	989	1,060	1,650	590
45210	POSTAGE	515	18	520	700	180
45230	TELECOMMUNICATIONS	3,000	1,725	3,050	5,475	2,425
45340	PROPERTY INSURANCE	756	751	820	855	35

CITY OF HARRISONBURG, VA
EXPENDITURE BUDGET

FUND - 2013 - PUBLIC TRANSPORTATION FUND
 FUNCTION - 8020 - PUBLIC TRANSIT
 ACTIVITY - 862081 - ADMINISTRATION
 DEPARTMENT - 0000 - ADMINISTRATION
 DEPT/FUND - 862081 - ADMINISTRATION

ACCOUNT-----	TITLE -----	----- 2020-2021 -----	----- 2021-2022 -----	----- 2022-2023 -----	NET
		BUDGET	ACTUAL	PROPOSED	CHANGE
45350	VEHICLE & EQUIPMENT INS.	474	501	490	50
45370	PUB.OFFICIAL LIABILITY IN	1,234	1,355	1,515	95
45380	GENERAL LIABILITY INS.	544	573	585	-
45394	RETIREE H'CARE BENEFIT	960	880		-
45410	LEASE/RENT OF EQUIPMENT	10,000	10,084	11,000	250
45530	TRAINING & TRAVEL	6,000	1,010	6,400	50
45810	DUES & MEMBERSHIPS	950	618	995	5
TOTAL OTHER CHARGES		61,108	40,356	62,360	3,955
46010	OFFICE SUPPLIES	4,500	2,584	4,525	20
46070	REPAIR & MAINT. SUPPLIES	475		490	10
46110	UNIFORMS	5,125	1,890	5,160	90
46120	BOOKS & SUBSCRIPTIONS	90	162	95	30
46140	OTHER OPERATING SUPPLIES	13,500	16,392	18,500	500
46170	EMS/MEDICAL SUPPLIES	1,000	397	1,000	-
TOTAL MATERIALS & SUPPLIES		24,690	21,424	29,770	650
TOTAL OTHER OPERATING EXPENSES		286,119	227,444	312,076	33,875
TOTAL ADMINISTRATION		676,937	590,906	742,341	78,292

CITY OF HARRISONBURG, VA
EXPENDITURE BUDGET

FUND - 2013 - PUBLIC TRANSPORTATION FUND
 FUNCTION - 8020 - PUBLIC TRANSIT
 ACTIVITY - 872081 - CAPITAL OUTLAY
 DEPARTMENT - 0000 - CAPITAL OUTLAY
 DEPT/FUND - 872081 - CAPITAL OUTLAY

ACCOUNT-----	TITLE -----	----- 2020-2021 -----		2021-2022	2022-2023	NET
		BUDGET	ACTUAL	BUDGET	PROPOSED	CHANGE
48111	MACHINERY & EQUIPMENT				47,000	47,000
48131	RADIO EQUIPMENT		14,824			-
48153	TRANSIT BUSES	440,000		4,000,000	3,895,000	(105,000)
48251	MOTOR VEHICLES & EQUIP.	450,000				-
48253	TRANSIT BUSES	4,523,828	3,173,828			-
48271	EDP EQUIPMENT			1,500,000	200,000	(1,300,000)
TOTAL CAPITAL OUTLAY		5,413,828	3,188,652	5,500,000	4,142,000	(1,358,000)
TOTAL CAPITAL OUTLAY		5,413,828	3,188,652	5,500,000	4,142,000	(1,358,000)
TOTAL CAPITAL OUTLAY		5,413,828	3,188,652	5,500,000	4,142,000	(1,358,000)

CITY OF HARRISONBURG, VA
EXPENDITURE BUDGET

FUND - 2013 - PUBLIC TRANSPORTATION FUND
 FUNCTION - 8020 - PUBLIC TRANSIT
 ACTIVITY - 892081 - TRANSFERS
 DEPARTMENT - 0000 - TRANSFERS
 DEPT/FUND - 892081 - TRANSFERS

ACCOUNT-----	TITLE -----	-----	2020-2021 -----	2021-2022	2022-2023	NET
		BUDGET	ACTUAL	BUDGET	PROPOSED	CHANGE
49210	TR TO GENERAL FUND	336,000	336,000	336,000	360,000	24,000
TOTAL FUND TRANSFERS		336,000	336,000	336,000	360,000	24,000
TOTAL OTHER USES OF FUNDS		336,000	336,000	336,000	360,000	24,000
TOTAL TRANSFERS		336,000	336,000	336,000	360,000	24,000
TOTAL PUBLIC TRANSPORTATION FUND		11,626,538	8,799,067	12,384,634	12,241,094	(143,540)

CITY OF HARRISONBURG, VA
EXPENDITURE BUDGET

FUND - 2014 - SANITATION FUND
 FUNCTION - 9020 - SANITATION
 ACTIVITY - 922041 - SOLID WASTE COLLECTION
 DEPARTMENT - 0000 - SOLID WASTE COLLECTION
 DEPT/FUND - 922041 - SOLID WASTE COLLECTION

ACCOUNT-----	TITLE -----	----- 2020-2021 -----	----- 2021-2022 -----	----- 2022-2023 -----	NET	
BUDGET		ACTUAL	BUDGET	PROPOSED	CHANGE	
41010	SALARIES & WAGES-REG.	717,928	661,647	732,369	738,278	5,909
41020	SALARIES & WAGES-O/T	8,255	7,203	8,156	7,928	(228)
41050	ANNUAL LEAVE - SEPARATION		6,906			-
41051	SICK LEAVE - SEPARATION		2,032			-
41053	ANNUAL LEAVE - PAYOUT		1,751			-
TOTAL PERSONAL SERVICES		726,183	679,540	740,525	746,206	5,681
TOTAL PERSONAL SERVICES		726,183	679,540	740,525	746,206	5,681
42010	FICA	55,552	46,989	56,650	57,084	434
42020	RETIREMENT - VRS	92,254	81,216	94,109	108,601	14,492
42050	HEALTH INSURANCE	159,290	120,989	158,202	147,489	(10,713)
42060	LIFE INSURANCE - VRS	9,621	8,469	9,814	9,893	79
42070	DISABILITY (VLDP)	684	450	870	712	(158)
42080	DENTAL INSURANCE	2,652	1,970	2,652	2,496	(156)
42110	WORKER'S COMP.	36,879	34,342	36,879	31,917	(4,962)
TOTAL FRINGE BENEFITS		356,932	294,424	359,176	358,192	(984)
43010	MISC. CONTRACTED SERVICES	7,500	13,691	7,500	7,500	-
43100	PROFESSIONAL SERVICES				200	200
43110	MEDICAL SERVICES	2,000	846	2,000	2,000	-
43320	SERVICE CONTRACTS	34,546	75,159	50,669	48,377	(2,292)
43330	MAINT & REP.-MACH & EQUIP	7,500	258	7,500	7,500	-
43350	MAINT & REP.-AUTO EQUIP.	1,000		1,000	1,000	-
43360	MAINT & REP.-BLDGS & GNDS	2,500	341	2,500	2,500	-
43600	ADVERTISING	2,500	4,140	3,000	13,000	10,000
43710	UNIFORM MAINTENANCE CONT.	5,800	4,434	5,800	5,800	-
43890	STATE FEES AND PERMITS	5,000	7,600	5,000	5,000	-
TOTAL PURCHASED SERVICES		68,346	106,470	84,969	92,877	7,908
44200	C.G. - PARTS AND LABOR	85,000	125,141	99,500	105,500	6,000
44302	C.S.-POWER.EQUIP.SUPPLIES	3,500	4,288	3,500	3,500	-
44310	C.G. - FUEL	51,000	45,512	53,600	76,200	22,600
TOTAL INTERNAL SERVICES		139,500	174,941	156,600	185,200	28,600
45110	ELECTRICITY	6,000	4,731	6,000	6,000	-
45120	HEATING	1,500	555	1,500	1,500	-
45130	WATER & SEWER	1,200	1,002	1,200	1,200	-
45210	POSTAGE	1,000	196	1,000	1,000	-
45230	TELECOMMUNICATIONS	1,972	1,858	1,992	2,000	8
45350	VEHICLE & EQUIPMENT INS.	7,427	7,697	8,020	8,910	890
45370	PUB.OFFICIAL LIABILITY IN	2,208	2,357	2,710	2,880	170
45380	GENERAL LIABILITY INS.	973	996	1,050	1,050	-

CITY OF HARRISONBURG, VA
EXPENDITURE BUDGET

FUND - 2014 - SANITATION FUND
 FUNCTION - 9020 - SANITATION
 ACTIVITY - 922041 - SOLID WASTE COLLECTION
 DEPARTMENT - 0000 - SOLID WASTE COLLECTION
 DEPT/FUND - 922041 - SOLID WASTE COLLECTION

ACCOUNT-----	TITLE -----	----- 2020-2021 -----	----- 2021-2022 -----	----- 2022-2023 -----	NET	
		BUDGET	ACTUAL	BUDGET	PROPOSED	CHANGE
45410	LEASE/RENT OF EQUIPMENT	1,500		1,500	1,500	-
45530	TRAINING & TRAVEL	1,600		1,600	5,800	4,200
TOTAL OTHER CHARGES		25,380	19,392	26,572	31,840	5,268
46010	OFFICE SUPPLIES	1,200	268	1,200	1,200	-
46070	REPAIR & MAINT. SUPPLIES	1,000	1,005	1,000	2,000	1,000
46077	MAINT&REP-BINS & EQUIPMNT			25,000	25,000	-
46080	POWERED EQUIPMENT FUELS	200		200	200	-
46140	OTHER OPERATING SUPPLIES	2,500	3,644	2,500	4,000	1,500
TOTAL MATERIALS & SUPPLIES		4,900	4,917	29,900	32,400	2,500
TOTAL OTHER OPERATING EXPENSES		595,058	600,143	657,217	700,509	43,292
TOTAL SOLID WASTE COLLECTION		1,321,241	1,279,683	1,397,742	1,446,715	48,973

CITY OF HARRISONBURG, VA
EXPENDITURE BUDGET

FUND - 2014 - SANITATION FUND
FUNCTION - 9020 - SANITATION
ACTIVITY - 932042 - LANDFILL
DEPARTMENT - 0000 - LANDFILL
DEPT/FUND - 932042 - LANDFILL

ACCOUNT-----	TITLE -----	----- 2020-2021 -----	----- 2021-2022 -----	----- 2022-2023 -----	NET	
BUDGET		ACTUAL	BUDGET	PROPOSED	CHANGE	
41010	SALARIES & WAGES-REG.	51,762		42,465	44,576	2,111
41020	SALARIES & WAGES-O/T	2,964		2,378	2,449	71
41030	PT SALARIES & WAGES-REG	18,400		18,400	19,320	920
TOTAL PERSONAL SERVICES		73,126		63,243	66,345	3,102
TOTAL PERSONAL SERVICES		73,126		63,243	66,345	3,102
42010	FICA	5,595		4,838	5,076	238
42020	RETIREMENT - VRS	6,652		5,457	6,558	1,101
42050	HEALTH INSURANCE	14,762		14,762	15,500	738
42060	LIFE INSURANCE - VRS	694		569	597	28
42080	DENTAL INSURANCE	156		156	156	-
42110	WORKER'S COMP.	1,785	1,024	1,785	1,023	(762)
TOTAL FRINGE BENEFITS		29,644	1,024	27,567	28,910	1,343
43100	PROFESSIONAL SERVICES	98,990	66,553	128,350	130,000	1,650
43110	MEDICAL SERVICES				100	100
43140	ENGINEER., ARCH. & MAPPING	8,000		8,000	8,000	-
43320	SERVICE CONTRACTS	50		50	53	3
43330	MAINT & REP.-MACH & EQUIP	10,000	1,023	10,000	10,000	-
43360	MAINT & REP.-BLDGS & GNDS	15,000		15,000	15,000	-
43710	UNIFORM MAINTENANCE CONT.	300	156	300	300	-
43890	STATE FEES AND PERMITS	5,000	1,172	5,000	5,000	-
TOTAL PURCHASED SERVICES		137,340	68,904	166,700	168,453	1,753
44302	C.S.-POWER.EQUIP.SUPPLIES	1,000	269	1,000	1,000	-
TOTAL INTERNAL SERVICES		1,000	269	1,000	1,000	-
45110	ELECTRICITY	4,000	1,840	4,000	4,000	-
45210	POSTAGE	100		100	100	-
45230	TELECOMMUNICATIONS	613	696	816		(816)
45350	VEHICLE & EQUIPMENT INS.	737	701	760	810	50
45370	PUB.OFFICIAL LIABILITY IN	346	369	420	450	30
45380	GENERAL LIABILITY INS.	153	156	160	160	-
45530	TRAINING & TRAVEL	225		225	225	-
TOTAL OTHER CHARGES		6,174	3,762	6,481	5,745	(736)
46010	OFFICE SUPPLIES	750		750	750	-
46070	REPAIR & MAINT. SUPPLIES	5,000	40	5,000	5,000	-
TOTAL MATERIALS & SUPPLIES		5,750	40	5,750	5,750	-

CITY OF HARRISONBURG, VA
EXPENDITURE BUDGET

FUND - 2014 - SANITATION FUND
 FUNCTION - 9020 - SANITATION
 ACTIVITY - 932042 - LANDFILL
 DEPARTMENT - 0000 - LANDFILL
 DEPT/FUND - 932042 - LANDFILL

ACCOUNT-----	TITLE -----	----- 2020-2021 -----	2021-2022	2022-2023	NET	
		BUDGET	ACTUAL	BUDGET	PROPOSED	CHANGE
TOTAL OTHER OPERATING EXPENSES		179,908	73,998	207,498	209,858	2,360
TOTAL LANDFILL		253,034	73,998	270,741	276,203	5,462

04/12/2022

CITY OF HARRISONBURG, VA
EXPENDITURE BUDGET

FUND - 2014 - SANITATION FUND
FUNCTION - 9020 - SANITATION
ACTIVITY - 942042 - MISCELLANEOUS
DEPARTMENT - 0000 - MISCELLANEOUS
DEPT/FUND - 942042 - MISCELLANEOUS

ACCOUNT-----	TITLE -----	----- 2020-2021 -----	----- 2021-2022 -----	2022-2023	NET	
		BUDGET	ACTUAL	BUDGET	PROPOSED	CHANGE
43120	ACCOUNTING & AUDITING	6,200	6,200	6,300		(6,300)
TOTAL PURCHASED SERVICESS		6,200	6,200	6,300		(6,300)
TOTAL OTHER OPERATING EXPENSES		6,200	6,200	6,300		(6,300)
49311	RES.FOR SALARY INCREASE				50,320	50,320
TOTAL RESERVES					50,320	50,320
TOTAL OTHER USES OF FUNDS					50,320	50,320
TOTAL MISCELLANEOUS		6,200	6,200	6,300	50,320	44,020

CITY OF HARRISONBURG, VA
EXPENDITURE BUDGET

FUND - 2014 - SANITATION FUND
 FUNCTION - 9020 - SANITATION
 ACTIVITY - 962042 - SOLID WASTE MANAGEMENT
 DEPARTMENT - 0000 - SOLID WASTE MANAGEMENT
 DEPT/FUND - 962042 - SOLID WASTE MANAGEMENT

ACCOUNT-----	TITLE -----	BUDGET	ACTUAL	BUDGET	PROPOSED	NET CHANGE
		----- 2020-2021 -----	-----	2021-2022	2022-2023	
41010	SALARIES & WAGES-REG.	261,761	260,684	256,687	234,016	(22,671)
41020	SALARIES & WAGES-O/T	3,747	1,857	3,594	2,341	(1,253)
41030	PT SALARIES & WAGES-REG	30,534	30,018	44,700	48,353	3,653
41040	PT SALARIES & WAGES-O/T		200			-
41053	ANNUAL LEAVE - PAYOUT		1,725			-
TOTAL PERSONAL SERVICES		296,042	294,484	304,981	284,710	(20,271)
TOTAL PERSONAL SERVICES		296,042	294,484	304,981	284,710	(20,271)
42010	FICA	22,647	20,924	23,331	21,781	(1,550)
42020	RETIREMENT - VRS	33,637	31,752	32,985	34,424	1,439
42050	HEALTH INSURANCE	38,544	39,294	43,166	30,589	(12,577)
42060	LIFE INSURANCE - VRS	3,508	3,311	3,439	3,135	(304)
42070	DISABILITY (VLDP)	162	129	348	179	(169)
42080	DENTAL INSURANCE	780	675	780	624	(156)
42090	UNEMPLOYMENT		125			-
42110	WORKER'S COMP.	10,169	10,376	10,343	11,068	725
TOTAL FRINGE BENEFITS		109,447	106,586	114,392	101,800	(12,592)
43010	MISC. CONTRACTED SERVICES	35,500	17,805	74,000	101,500	27,500
43100	PROFESSIONAL SERVICES	63,157	13,785	5,000	8,000	3,000
43110	MEDICAL SERVICES	600	945	600	600	-
43120	ACCOUNTING & AUDITING				6,650	6,650
43320	SERVICE CONTRACTS	7,916	10,732	8,312	9,744	1,432
43325	TIPPING FEE-CO LANDFILL	546,000	527,029	546,000	567,000	21,000
43328	TIPPING FEES-OTHER DISP	1,000		1,000	1,000	-
43330	MAINT & REP.-MACH & EQUIP	20,000	7,959	20,000	20,000	-
43350	MAINT & REP.-AUTO EQUIP.	2,500		2,500	2,500	-
43360	MAINT & REP.-BLDGS & GNDS	11,318	470	20,000	20,000	-
43600	ADVERTISING	10,000	3,168	10,000	10,000	-
43710	UNIFORM MAINTENANCE CONT.	2,100	1,947	2,100	2,100	-
43890	STATE FEES AND PERMITS	12,000	6,447	12,000	12,000	-
TOTAL PURCHASED SERVICESS		712,090	590,287	701,512	761,094	59,582
44200	C.G. - PARTS AND LABOR	7,000	34,166	36,100	35,800	(300)
44302	C.S.-POWER.EQUIP.SUPPLIES	5,500	2,760	5,500	5,500	-
44310	C.G. - FUEL	7,700	8,051	8,100	11,600	3,500
TOTAL INTERNAL SERVICES		20,200	44,976	49,700	52,900	3,200
45110	ELECTRICITY	6,000	4,468	6,000	6,000	-
45130	WATER & SEWER	2,000	1,131	2,000	2,000	-
45210	POSTAGE	1,000		1,000	1,000	-
45230	TELECOMMUNICATIONS	257	376	612	1,500	888

CITY OF HARRISONBURG, VA
EXPENDITURE BUDGET

FUND - 2014 - SANITATION FUND
 FUNCTION - 9020 - SANITATION
 ACTIVITY - 962042 - SOLID WASTE MANAGEMENT
 DEPARTMENT - 0000 - SOLID WASTE MANAGEMENT
 DEPT/FUND - 962042 - SOLID WASTE MANAGEMENT

ACCOUNT-----	TITLE -----	----- 2020-2021 -----		2021-2022	2022-2023	NET
		BUDGET	ACTUAL	BUDGET	PROPOSED	CHANGE
45340	PROPERTY INSURANCE	1,838	1,818	1,980	2,070	90
45350	VEHICLE & EQUIPMENT INS.	6,591	6,387	6,770	7,380	610
45370	PUB.OFFICIAL LIABILITY IN	2,007	2,142	2,460	2,620	160
45380	GENERAL LIABILITY INS.	884	905	950	950	-
45394	RETIREE H'CARE BENEFIT	4,800	4,450	4,200	4,200	-
45530	TRAINING & TRAVEL	2,950	60	1,375	1,375	-
45810	DUES & MEMBERSHIPS	1,000		1,000	1,000	-
TOTAL OTHER CHARGES		29,327	21,737	28,347	30,095	1,748
46010	OFFICE SUPPLIES	1,000	291	1,000	1,500	500
46070	REPAIR & MAINT. SUPPLIES	7,000	157	7,000	7,000	-
46080	POWERED EQUIPMENT FUELS	2,000	1,043	2,000	2,000	-
46090	POWERED EQUIPMENT SUPPLY	4,500		4,500	4,500	-
46140	OTHER OPERATING SUPPLIES	12,000	731	12,000	12,000	-
46170	EMS/MEDICAL SUPPLIES	1,600	1,600	500	500	-
TOTAL MATERIALS & SUPPLIES		28,100	3,821	27,000	27,500	500
TOTAL OTHER OPERATING EXPENSES		899,164	767,407	920,951	973,389	52,438
TOTAL SOLID WASTE MANAGEMENT		1,195,206	1,061,890	1,225,932	1,258,099	32,167

CITY OF HARRISONBURG, VA
EXPENDITURE BUDGET

FUND - 2014 - SANITATION FUND
 FUNCTION - 9020 - SANITATION
 ACTIVITY - 972043 - CAPITAL OUTLAY
 DEPARTMENT - 0000 - CAPITAL OUTLAY
 DEPT/FUND - 972043 - CAPITAL OUTLAY

ACCOUNT-----	TITLE -----	----- 2020-2021 -----		2021-2022	2022-2023	NET
		BUDGET	ACTUAL	BUDGET	PROPOSED	CHANGE
48111	MACHINERY & EQUIPMENT			10,000	6,000	(4,000)
48151	MOTOR VEHICLES & EQUIP.	39,857	39,857		257,000	257,000
48172	HARDWARE			7,585		(7,585)
48181	BUILDINGS & GROUNDS	52,325	52,450			-
48238	SOLID WASTE BINS/EQUIP	700,000	672,750			-
TOTAL CAPITAL OUTLAY		792,182	765,057	17,585	263,000	245,415
TOTAL CAPITAL OUTLAY		792,182	765,057	17,585	263,000	245,415
TOTAL CAPITAL OUTLAY		792,182	765,057	17,585	263,000	245,415

CITY OF HARRISONBURG, VA
EXPENDITURE BUDGET

FUND - 2014 - SANITATION FUND
 FUNCTION - 9020 - SANITATION
 ACTIVITY - 982042 - DEBT SERVICE
 DEPARTMENT - 0000 - DEBT SERVICE
 DEPT/FUND - 982042 - DEBT SERVICE

ACCOUNT-----	TITLE -----	-----	2020-2021 -----	-----	2021-2022	2022-2023	NET
		BUDGET	ACTUAL		BUDGET	PROPOSED	CHANGE
49414	G.O. SERIES 2010B	1,362,754	1,362,753		1,414,341		(1,414,341)
49427	G.O. SERIES 2021A					1,330,000	1,330,000
TOTAL PRINCIPAL		1,362,754	1,362,753		1,414,341	1,330,000	(84,341)
49150	BANK HANDLING CHARGES	500	485		500	500	-
49514	G.O. SERIES 2010B	221,314	221,313		165,772		(165,772)
49527	G.O. SERIES 2021A					176,750	176,750
TOTAL INTEREST & FISCAL CHARGES		221,814	221,798		166,272	177,250	10,978
TOTAL DEBT SERVICE		1,584,568	1,584,551		1,580,613	1,507,250	(73,363)
TOTAL OTHER USES OF FUNDS		1,584,568	1,584,551		1,580,613	1,507,250	(73,363)
TOTAL DEBT SERVICE		1,584,568	1,584,551		1,580,613	1,507,250	(73,363)

CITY OF HARRISONBURG, VA
EXPENDITURE BUDGET

FUND - 2014 - SANITATION FUND
FUNCTION - 9020 - SANITATION
ACTIVITY - 992042 - TRANSFERS
DEPARTMENT - 0000 - TRANSFERS
DEPT/FUND - 992042 - TRANSFERS

ACCOUNT-----	TITLE -----	----- 2020-2021 -----		2021-2022	2022-2023	NET
		BUDGET	ACTUAL	BUDGET	PROPOSED	CHANGE
49210	TR TO GENERAL FUND	107,200	107,200	107,200	138,000	30,800
TOTAL FUND TRANSFERS		107,200	107,200	107,200	138,000	30,800
TOTAL OTHER USES OF FUNDS		107,200	107,200	107,200	138,000	30,800
TOTAL TRANSFERS		107,200	107,200	107,200	138,000	30,800
TOTAL SANITATION FUND		5,259,632	4,878,580	4,606,113	4,939,587	333,474

CITY OF HARRISONBURG, VA
EXPENDITURE BUDGET

FUND - 2017 - BUSINESS LOAN PROGRAM
 FUNCTION - 800 - COMMUNITY DEVELOPMENT
 ACTIVITY - 850521 - REVOLVING LOAN PROGRAM
 DEPARTMENT - 0000 - REVOLVING LOAN PROGRAM
 DEPT/FUND - 850521 - REVOLVING LOAN PROGRAM

ACCOUNT-----	TITLE -----	-----	2020-2021 -----	2021-2022	2022-2023	NET
		BUDGET	ACTUAL	BUDGET	PROPOSED	CHANGE
45679	BUSINESS LOAN PROGRAM	50,000	25,000	100,000	100,000	-
	TOTAL OTHER CHARGES	50,000	25,000	100,000	100,000	-
	TOTAL OTHER OPERATING EXPENSES	50,000	25,000	100,000	100,000	-
	TOTAL REVOLVING LOAN PROGRAM	50,000	25,000	100,000	100,000	-
	TOTAL BUSINESS LOAN PROGRAM	50,000	25,000	100,000	100,000	-

CITY OF HARRISONBURG, VA
EXPENDITURE BUDGET

FUND - 2018 - STORMWATER FUND
 FUNCTION - 4520 - PUBLIC WORKS
 ACTIVITY - 452041 - STORMWATER MANAGEMENT
 DEPARTMENT - 0000 - STORMWATER MANAGEMENT
 DEPT/FUND - 452041 - STORMWATER MANAGEMENT

ACCOUNT-----	TITLE -----	----- 2020-2021 -----	----- 2021-2022 -----	----- 2022-2023 -----	NET
		BUDGET	ACTUAL	PROPOSED	CHANGE
41010	SALARIES & WAGES-REG.	159,810	94,635	172,667	8,476
41020	SALARIES & WAGES-O/T	2,803		2,890	64
41030	PT SALARIES & WAGES-REG	18,400	1,900	19,320	920
41060	PTO - SEPARATION		3,662		-
TOTAL PERSONAL SERVICES		181,013	100,197	194,877	9,460
TOTAL PERSONAL SERVICES		181,013	100,197	194,877	9,460
42010	FICA	13,848	7,402	14,908	722
42020	RETIREMENT - VRS	20,535	12,056	25,400	4,301
42050	HEALTH INSURANCE	18,992	7,185	24,795	1,181
42060	LIFE INSURANCE - VRS	2,141	1,257	2,314	114
42070	DISABILITY (VLDP)	837	371	872	26
42080	DENTAL INSURANCE	468	247	468	-
42110	WORKER'S COMP.	2,506	1,819	1,657	(849)
TOTAL FRINGE BENEFITS		59,327	30,337	70,414	5,495
43010	MISC. CONTRACTED SERVICES	15,000	700	15,000	-
43100	PROFESSIONAL SERVICES	65,000	15,435	85,000	-
43110	MEDICAL SERVICES	250	100	250	-
43120	ACCOUNTING & AUDITING	1,000	1,000	1,170	70
43320	SERVICE CONTRACTS	7,387	5,405	7,902	(2,333)
43325	TIPPING FEE-CO LANDFILL	26,100		27,000	900
43330	MAINT & REP.-MACH & EQUIP	2,000	2,457	2,000	-
43360	MAINT & REP.-BLDGS & GNDS	2,500	11,142	2,500	-
43600	ADVERTISING	3,000	415	3,000	-
43710	UNIFORM MAINTENANCE CONT.	1,000	142	1,000	-
43890	STATE FEES AND PERMITS	3,000	3,055	3,000	-
TOTAL PURCHASED SERVICESS		126,237	39,851	146,852	(1,363)
44200	C.G. - PARTS AND LABOR	15,000	24,960	24,300	1,500
44302	C.S.-POWER.EQUIP.SUPPLIES	4,000	2,208	4,000	-
44310	C.G. - FUEL	14,000	9,654	16,000	4,700
TOTAL INTERNAL SERVICES		33,000	36,822	44,300	6,200
45110	ELECTRICITY	1,500		1,500	(1,500)
45120	HEATING	1,000	555	1,000	(1,000)
45130	WATER & SEWER	500		500	-
45210	POSTAGE	500	196	500	-
45220	MESSENGER SVS./PACKAGES	50		50	-
45230	TELECOMMUNICATIONS	985	1,617	1,872	(372)
45340	PROPERTY INSURANCE		40	40	-
45350	VEHICLE & EQUIPMENT INS.	3,156	2,731	3,150	320

CITY OF HARRISONBURG, VA
EXPENDITURE BUDGET

FUND - 2018 - STORMWATER FUND
 FUNCTION - 4520 - PUBLIC WORKS
 ACTIVITY - 452041 - STORMWATER MANAGEMENT
 DEPARTMENT - 0000 - STORMWATER MANAGEMENT
 DEPT/FUND - 452041 - STORMWATER MANAGEMENT

ACCOUNT-----	TITLE -----	----- 2020-2021 -----	----- 2021-2022 -----	----- 2022-2023 -----	NET	
		BUDGET	ACTUAL	BUDGET	PROPOSED	CHANGE
45370	PUB.OFFICIAL LIABILITY IN	397	423	490	520	30
45380	GENERAL LIABILITY INS.	175	179	190	190	-
45410	LEASE/RENT OF EQUIPMENT	1,000		1,000	1,000	-
45530	TRAINING & TRAVEL	2,005	348	1,855	3,300	1,445
45540	EDUCATION	1,855	500	1,500	1,500	-
45751	HCAP DISBURSEMENTS	125,442	33,914	100,000	100,000	-
45752	SSCP DISBURSEMENTS	20,000	6,000	20,000	20,000	-
45810	DUES & MEMBERSHIPS	650	2,813	1,890	2,200	310
TOTAL OTHER CHARGES		159,215	49,316	135,217	134,450	(767)
46010	OFFICE SUPPLIES	1,000	255	1,000	2,000	1,000
46070	REPAIR & MAINT. SUPPLIES	750		750	750	-
46120	BOOKS & SUBSCRIPTIONS	500		500	500	-
46140	OTHER OPERATING SUPPLIES	9,000	511	10,000	10,000	-
TOTAL MATERIALS & SUPPLIES		11,250	765	12,250	13,250	1,000
TOTAL OTHER OPERATING EXPENSES		389,029	157,090	397,338	407,903	10,565
49311	RES.FOR SALARY INCREASE				8,550	8,550
TOTAL RESERVES					8,550	8,550
TOTAL OTHER USES OF FUNDS					8,550	8,550
TOTAL STORMWATER MANAGEMENT		570,042	257,287	582,755	611,330	28,575

CITY OF HARRISONBURG, VA
EXPENDITURE BUDGET

FUND - 2018 - STORMWATER FUND
 FUNCTION - 4520 - PUBLIC WORKS
 ACTIVITY - 472041 - CAPITAL OUTLAY
 DEPARTMENT - 0000 - CAPITAL OUTLAY
 DEPT/FUND - 472041 - CAPITAL OUTLAY

ACCOUNT-----	TITLE -----	----- 2020-2021 -----		2021-2022	2022-2023	NET
		BUDGET	ACTUAL	BUDGET	PROPOSED	CHANGE
48272	HARDWARE	1,000	886		1,350	1,350
48278	NUTRIENT CREDITS-PERM	770,580	327,611	414,525	696,000	281,475
TOTAL CAPITAL OUTLAY		771,580	328,497	414,525	697,350	282,825
TOTAL CAPITAL OUTLAY		771,580	328,497	414,525	697,350	282,825
TOTAL CAPITAL OUTLAY		771,580	328,497	414,525	697,350	282,825

CITY OF HARRISONBURG, VA
EXPENDITURE BUDGET

FUND - 2018 - STORMWATER FUND
 FUNCTION - 4520 - PUBLIC WORKS
 ACTIVITY - 492041 - TRANSFERS
 DEPARTMENT - 0000 - TRANSFERS
 DEPT/FUND - 492041 - TRANSFERS

ACCOUNT-----	TITLE -----	----- 2020-2021 -----		2021-2022	2022-2023	NET
		BUDGET	ACTUAL	BUDGET	PROPOSED	CHANGE
49210	TR TO GENERAL FUND	20,400	20,400	20,400	22,500	2,100
49248	TR TO STMWTR CAP PROJ			313,000		(313,000)
TOTAL FUND TRANSFERS		20,400	20,400	333,400	22,500	(310,900)
TOTAL OTHER USES OF FUNDS		20,400	20,400	333,400	22,500	(310,900)
TOTAL TRANSFERS		20,400	20,400	333,400	22,500	(310,900)
TOTAL STORMWATER FUND		1,362,022	606,184	1,330,680	1,331,180	500

CITY OF HARRISONBURG, VA
EXPENDITURE BUDGET

FUND - 2111 - CENTRAL GARAGE FUND
FUNCTION - 6021 - CENTRAL GARAGE
ACTIVITY - 612141 - OPERATING
DEPARTMENT - 0000 - OPERATING
DEPT/FUND - 612141 - OPERATING

ACCOUNT-----	TITLE -----	----- 2020-2021 -----	----- 2021-2022 -----	----- 2022-2023 -----	NET
		BUDGET	ACTUAL	PROPOSED	CHANGE
41010	SALARIES & WAGES-REG.	589,105	598,391	692,190	25,669
41017	STAND BY PAY	7,000	6,983	8,000	500
41020	SALARIES & WAGES-O/T	34,525	14,561	46,875	2,000
41027	STANDBY & BLENDED - OT	3,000	1,330	3,000	-
41030	PT SALARIES & WAGES-REG	37,143	73,194	60,669	5,193
41040	PT SALARIES & WAGES-O/T	4,300	1,249	4,300	1,100
41050	ANNUAL LEAVE - SEPARATION	1,000		1,500	500
41051	SICK LEAVE - SEPARATION	1,000		1,500	500
41060	PTO - SEPARATION	2,000	5,898	2,500	500
TOTAL PERSONAL SERVICES		679,073	701,604	813,841	35,962
TOTAL PERSONAL SERVICES		679,073	701,604	813,841	35,962
42010	FICA	51,950	48,554	62,258	2,752
42020	RETIREMENT - VRS	80,439	75,215	93,263	14,446
42050	HEALTH INSURANCE	117,948	109,362	154,175	5,049
42060	LIFE INSURANCE - VRS	7,953	7,921	9,724	353
42070	DISABILITY (VLDP)	1,376	1,365	2,050	393
42080	DENTAL INSURANCE	2,106	1,641	2,496	(125)
42110	WORKER'S COMP.	16,859	16,140	11,003	(5,326)
TOTAL FRINGE BENEFITS		278,631	260,198	340,420	17,542
43100	PROFESSIONAL SERVICES	800	522	1,000	200
43110	MEDICAL SERVICES	1,000	2,490	2,000	500
43133	COMPUTER SUPPORT	1,500	73	1,500	4,500
43320	SERVICE CONTRACTS	273,500	261,432	280,000	15,000
43330	MAINT & REP.-MACH & EQUIP	25,000	29,533	30,000	5,000
43360	MAINT & REP.-BLDGS & GNDS	25,000	20,322	35,000	10,000
43600	ADVERTISING	300	1,735	500	1,000
43710	UNIFORM MAINTENANCE CONT.	8,000	12,012	10,000	5,000
TOTAL PURCHASED SERVICESS		335,100	328,120	360,000	41,200
44200	C.G. - PARTS AND LABOR	12,000	6,225	6,400	800
44300	CENTRAL STORES	3,500	2,903	3,500	1,000
44310	C.G. - FUEL	3,500	1,911	3,200	1,300
TOTAL INTERNAL SERVICES		19,000	11,039	13,100	3,100
45110	ELECTRICITY	40,000	28,495	40,000	10,600
45120	HEATING	15,000	11,160	15,000	500
45130	WATER & SEWER	4,500	3,515	4,500	500
45210	POSTAGE	100	83	200	200
45230	TELECOMMUNICATIONS	4,000	1,988	4,000	915
45310	BOILER & MACHINERY INS.	4,574	4,340	4,730	180

CITY OF HARRISONBURG, VA
EXPENDITURE BUDGET

FUND - 2111 - CENTRAL GARAGE FUND
 FUNCTION - 6021 - CENTRAL GARAGE
 ACTIVITY - 612141 - OPERATING
 DEPARTMENT - 0000 - OPERATING
 DEPT/FUND - 612141 - OPERATING

ACCOUNT-----	TITLE -----	----- 2020-2021 -----		2021-2022	2022-2023	NET
		BUDGET	ACTUAL	BUDGET	PROPOSED	CHANGE
45340	PROPERTY INSURANCE	7,082	7,011	7,640	7,970	330
45350	VEHICLE & EQUIPMENT INS.	984	1,314	1,360	1,510	150
45370	PUB.OFFICIAL LIABILITY IN	2,639	2,816	3,230	3,440	210
45380	GENERAL LIABILITY INS.	1,163	1,190	1,250	1,250	-
45394	RETIREE H'CARE BENEFIT	8,040	7,370	7,360	3,960	(3,400)
45410	LEASE/RENT OF EQUIPMENT	1,500	1,146	1,500	5,000	3,500
45530	TRAINING & TRAVEL	7,000	1,214	7,000	8,900	1,900
45540	EDUCATION	1,000		1,000	1,000	-
45810	DUES & MEMBERSHIPS	1,000	499	1,000	1,500	500
TOTAL OTHER CHARGES		98,582	72,140	99,770	115,855	16,085
46010	OFFICE SUPPLIES	250	101	250	1,650	1,400
46070	REPAIR & MAINT. SUPPLIES	15,000	11,534	15,000	16,000	1,000
46110	UNIFORMS	1,200	910	1,200	3,000	1,800
46120	BOOKS & SUBSCRIPTIONS	500	1,880	500	550	50
46140	OTHER OPERATING SUPPLIES	22,200	15,213	25,000	35,000	10,000
46170	EMS/MEDICAL SUPPLIES	2,200	1,654	2,200	3,000	800
TOTAL MATERIALS & SUPPLIES		41,350	31,293	44,150	59,200	15,050
TOTAL OTHER OPERATING EXPENSES		772,663	702,789	857,440	950,417	92,977
49311	RES.FOR SALARY INCREASE				42,960	42,960
TOTAL RESERVES					42,960	42,960
TOTAL OTHER USES OF FUNDS					42,960	42,960
TOTAL OPERATING		1,451,736	1,404,393	1,671,281	1,843,180	171,899

CITY OF HARRISONBURG, VA
EXPENDITURE BUDGET

FUND - 2111 - CENTRAL GARAGE FUND
 FUNCTION - 6021 - CENTRAL GARAGE
 ACTIVITY - 662141 - ADMINISTRATION
 DEPARTMENT - 0000 - ADMINISTRATION
 DEPT/FUND - 662141 - ADMINISTRATION

ACCOUNT-----	TITLE -----	----- 2020-2021 -----	----- 2021-2022 -----	----- 2022-2023 -----	NET
		BUDGET	ACTUAL	PROPOSED	CHANGE
41010	SALARIES & WAGES-REG.	81,923	69,362	91,803	5,651
41020	SALARIES & WAGES-O/T	1,230	1,201	1,440	278
41030	PT SALARIES & WAGES-REG	2,187	2,709	2,760	1,571
41040	PT SALARIES & WAGES-O/T	934	174	934	-
41050	ANNUAL LEAVE - SEPARATION	300	666	300	375
41051	SICK LEAVE - SEPARATION	300	315	300	450
41054	PTO - PAYOUT		205		-
41060	PTO - SEPARATION	300	301	300	225
TOTAL PERSONAL SERVICES		87,174	74,933	97,837	8,550
TOTAL PERSONAL SERVICES		87,174	74,933	97,837	8,550
42010	FICA	6,670	5,391	7,485	653
42020	RETIREMENT - VRS	10,526	8,714	11,797	2,539
42050	HEALTH INSURANCE	10,232	7,189	10,232	2,892
42060	LIFE INSURANCE - VRS	1,107	909	1,230	76
42070	DISABILITY (VLDP)	185	107	222	30
42080	DENTAL INSURANCE	258	168	257	23
42090	UNEMPLOYMENT		299	450	90
42110	WORKER'S COMP.	695	583	689	(160)
TOTAL FRINGE BENEFITS		29,673	23,361	32,362	6,143
43100	PROFESSIONAL SERVICES	113	10	115	10
43110	MEDICAL SERVICES	113	9	120	15
43120	ACCOUNTING & AUDITING	1,095	1,095	1,125	65
43133	COMPUTER SUPPORT	4,425		4,475	25
43320	SERVICE CONTRACTS	10,440	6,329	12,300	225
43330	MAINT & REP.-MACH & EQUIP	98	462	825	225
43360	MAINT & REP.-BLDGS & GNDS	1,575	6,193	2,925	150
43600	ADVERTISING	300	44	300	390
TOTAL PURCHASED SERVICESS		18,159	14,143	22,185	1,105
44200	C.G. - PARTS AND LABOR	1,125	667	630	60
44300	CENTRAL STORES	750	590	900	75
44310	C.G. - FUEL	390	145	240	110
TOTAL INTERNAL SERVICES		2,265	1,403	1,770	245
45110	ELECTRICITY	10,500	6,471	10,575	75
45120	HEATING	195	84	200	10
45130	WATER & SEWER	308	297	320	175
45210	POSTAGE	155	5	155	55
45230	TELECOMMUNICATIONS	900	697	915	730
45340	PROPERTY INSURANCE	227	225	245	10

CITY OF HARRISONBURG, VA
EXPENDITURE BUDGET

FUND - 2111 - CENTRAL GARAGE FUND
 FUNCTION - 6021 - CENTRAL GARAGE
 ACTIVITY - 662141 - ADMINISTRATION
 DEPARTMENT - 0000 - ADMINISTRATION
 DEPT/FUND - 662141 - ADMINISTRATION

ACCOUNT-----	TITLE -----	----- 2020-2021 -----		2021-2022	2022-2023	NET
		BUDGET	ACTUAL	BUDGET	PROPOSED	CHANGE
45350	VEHICLE & EQUIPMENT INS.	142	71	145	160	15
45370	PUB.OFFICIAL LIABILITY IN	370	312	455	485	30
45380	GENERAL LIABILITY INS.	163	132	175	175	-
45394	RETIREE H' CARE BENEFIT	288	264			-
45410	LEASE/RENT OF EQUIPMENT	3,000	3,025	3,300	3,375	75
45530	TRAINING & TRAVEL	1,800	173	1,920	1,935	15
45810	DUES & MEMBERSHIPS	285	185	295	300	5
TOTAL OTHER CHARGES		18,333	11,942	18,700	19,895	1,195
46010	OFFICE SUPPLIES	1,350	720	1,360	1,360	-
46070	REPAIR & MAINT. SUPPLIES	143		145	150	5
46110	UNIFORMS	1,538	567	1,550	1,575	25
46120	BOOKS & SUBSCRIPTIONS	27	48	30	35	5
46140	OTHER OPERATING SUPPLIES	4,050	4,829	5,550	5,700	150
46170	EMS/MEDICAL SUPPLIES	300	117	300	300	-
TOTAL MATERIALS & SUPPLIES		7,408	6,282	8,935	9,120	185
TOTAL OTHER OPERATING EXPENSES		75,838	57,130	83,952	92,825	8,873
TOTAL ADMINISTRATION		163,012	132,064	181,789	199,212	17,423

CITY OF HARRISONBURG, VA
EXPENDITURE BUDGET

FUND - 2111 - CENTRAL GARAGE FUND
 FUNCTION - 6021 - CENTRAL GARAGE
 ACTIVITY - 672141 - CAPITAL OUTLAY
 DEPARTMENT - 0000 - CAPITAL OUTLAY
 DEPT/FUND - 672141 - CAPITAL OUTLAY

ACCOUNT-----	TITLE -----	----- 2020-2021 -----		2021-2022	2022-2023	NET
		BUDGET	ACTUAL	BUDGET	PROPOSED	CHANGE
48111	MACHINERY & EQUIPMENT				53,000	53,000
48151	MOTOR VEHICLES & EQUIP.	9,000	8,033			-
48271	EDP EQUIPMENT	2,800	1,097		13,000	13,000
TOTAL CAPITAL OUTLAY		11,800	9,130		66,000	66,000
TOTAL CAPITAL OUTLAY		11,800	9,130		66,000	66,000
TOTAL CAPITAL OUTLAY		11,800	9,130		66,000	66,000
TOTAL CENTRAL GARAGE FUND		1,626,548	1,545,587	1,853,070	2,108,392	255,322

CITY OF HARRISONBURG, VA
EXPENDITURE BUDGET

FUND - 2112 - CENTRAL STORES FUND
 FUNCTION - 7021 - CENT. STORES OPERATING
 ACTIVITY - 712141 - OPERATING
 DEPARTMENT - 0000 - OPERATING
 DEPT/FUND - 712141 - OPERATING

ACCOUNT-----	TITLE -----	----- 2020-2021 -----	----- 2021-2022 -----	----- 2022-2023 -----	NET	
		BUDGET	ACTUAL	BUDGET	PROPOSED	CHANGE
41010	SALARIES & WAGES-REG.	91,197	94,176	94,671	99,416	4,745
41020	SALARIES & WAGES-O/T	2,394	440	2,431	2,504	73
TOTAL PERSONAL SERVICES		93,591	94,616	97,102	101,920	4,818
TOTAL PERSONAL SERVICES		93,591	94,616	97,102	101,920	4,818
42010	FICA	7,161	6,318	7,429	7,797	368
42020	RETIREMENT - VRS	11,720	11,723	12,166	14,625	2,459
42050	HEALTH INSURANCE	19,552	18,399	19,552	26,525	6,973
42060	LIFE INSURANCE - VRS	1,223	1,223	1,269	1,332	63
42070	DISABILITY (VLDP)	203	204	206	212	6
42080	DENTAL INSURANCE	312	312	312	312	-
42110	WORKER'S COMP.	2,473	2,327	2,473	1,873	(600)
TOTAL FRINGE BENEFITS		42,644	40,506	43,407	52,676	9,269
43010	MISC. CONTRACTED SERVICES	1,500		1,500	1,500	-
43100	PROFESSIONAL SERVICES	50	16	50	50	-
43110	MEDICAL SERVICES	100	114	100	100	-
43120	ACCOUNTING & AUDITING	1,000	1,000	1,050	1,110	60
43320	SERVICE CONTRACTS	11,092	15,115	11,246	11,905	659
43330	MAINT & REP.-MACH & EQUIP	1,500	53	1,500	1,500	-
43340	MAINT & REP.-FURN & FIX	1,700	330	1,700	1,700	-
43360	MAINT & REP.-BLDGS & GNDS	2,000	3,863	2,000	2,000	-
43600	ADVERTISING	200		200	200	-
43710	UNIFORM MAINTENANCE CONT.	600	371	600	600	-
TOTAL PURCHASED SERVICES		19,742	20,861	19,946	20,665	719
44200	C.G. - PARTS AND LABOR	2,500	1,025	2,000	2,200	200
44304	C.S.-BLDG. & GROUNDS SUPP	500	2,055	500	500	-
44307	C.S.-OFFICE SUPPLIES	600	499	600	600	-
44308	C.S.-SAFETY/MEDICAL SUPP.	100	53	100	100	-
44309	C.S.-OTHER SUPPLIES	600	158	600	600	-
44310	C.G. - FUEL	400	141	200	400	200
44313	CONTRACTOR EQUIP. LOANS	300	63	300	300	-
44316	INV ADJ-OTHER THAN UTILIT	750	93	750	750	-
TOTAL INTERNAL SERVICES		5,750	3,961	5,050	5,450	400
45110	ELECTRICITY	5,400	4,318	5,400	5,400	-
45120	HEATING	3,500	3,588	3,500	3,500	-
45130	WATER & SEWER	850	960	850	850	-
45210	POSTAGE	100		100	100	-
45220	MESSENGER SVS./PACKAGES	600		600	600	-
45230	TELECOMMUNICATIONS	1,241	1,019	852	500	(352)

CITY OF HARRISONBURG, VA
EXPENDITURE BUDGET

FUND - 2112 - CENTRAL STORES FUND
 FUNCTION - 7021 - CENT. STORES OPERATING
 ACTIVITY - 712141 - OPERATING
 DEPARTMENT - 0000 - OPERATING
 DEPT/FUND - 712141 - OPERATING

ACCOUNT-----	TITLE -----	----- 2020-2021 -----		2021-2022	2022-2023	NET
		BUDGET	ACTUAL	BUDGET	PROPOSED	CHANGE
45340	PROPERTY INSURANCE	1,058	1,057	1,150	1,200	50
45350	VEHICLE & EQUIPMENT INS.	499	485	520	560	40
45370	PUB.OFFICIAL LIABILITY IN	335	357	410	440	30
45380	GENERAL LIABILITY INS.	147	151	160	160	-
45410	LEASE/RENT OF EQUIPMENT	700	642	700	700	-
45530	TRAINING & TRAVEL	3,935		3,935	4,710	775
45540	EDUCATION	600		600	600	-
45810	DUES & MEMBERSHIPS	800	360	800	1,000	200
45850	FREIGHT & DRAYAGE	50		50	50	-
TOTAL OTHER CHARGES		19,815	12,937	19,627	20,370	743
46010	OFFICE SUPPLIES	700		700	700	-
46070	REPAIR & MAINT. SUPPLIES	150	66	150	150	-
46120	BOOKS & SUBSCRIPTIONS	125		125	125	-
46140	OTHER OPERATING SUPPLIES	800	480	800	800	-
TOTAL MATERIALS & SUPPLIES		1,775	545	1,775	1,775	-
TOTAL OTHER OPERATING EXPENSES		89,726	78,811	89,805	100,936	11,131
49311	RES.FOR SALARY INCREASE				4,920	4,920
TOTAL RESERVES					4,920	4,920
TOTAL OTHER USES OF FUNDS					4,920	4,920
TOTAL OPERATING		183,317	173,427	186,907	207,776	20,869

CITY OF HARRISONBURG, VA
EXPENDITURE BUDGET

FUND - 2112 - CENTRAL STORES FUND
 FUNCTION - 7021 - CENT. STORES OPERATING
 ACTIVITY - 772141 - CAPITAL OUTLAY
 DEPARTMENT - 0000 - CAPITAL OUTLAY
 DEPT/FUND - 772141 - CAPITAL OUTLAY

ACCOUNT-----	TITLE -----	----- 2020-2021 -----		2021-2022	2022-2023	NET
		BUDGET	ACTUAL	BUDGET	PROPOSED	CHANGE
48172	HARDWARE			3,520		(3,520)
48181	BUILDINGS & GROUNDS	8,943	8,943			-
TOTAL CAPITAL OUTLAY		8,943	8,943	3,520		(3,520)
TOTAL CAPITAL OUTLAY		8,943	8,943	3,520		(3,520)
TOTAL CAPITAL OUTLAY		8,943	8,943	3,520		(3,520)
TOTAL CENTRAL STORES FUND		192,260	182,370	190,427	207,776	17,349
TOTAL REPORT		332,808,854	281,970,160	294,919,014	335,862,387	40,943,373