

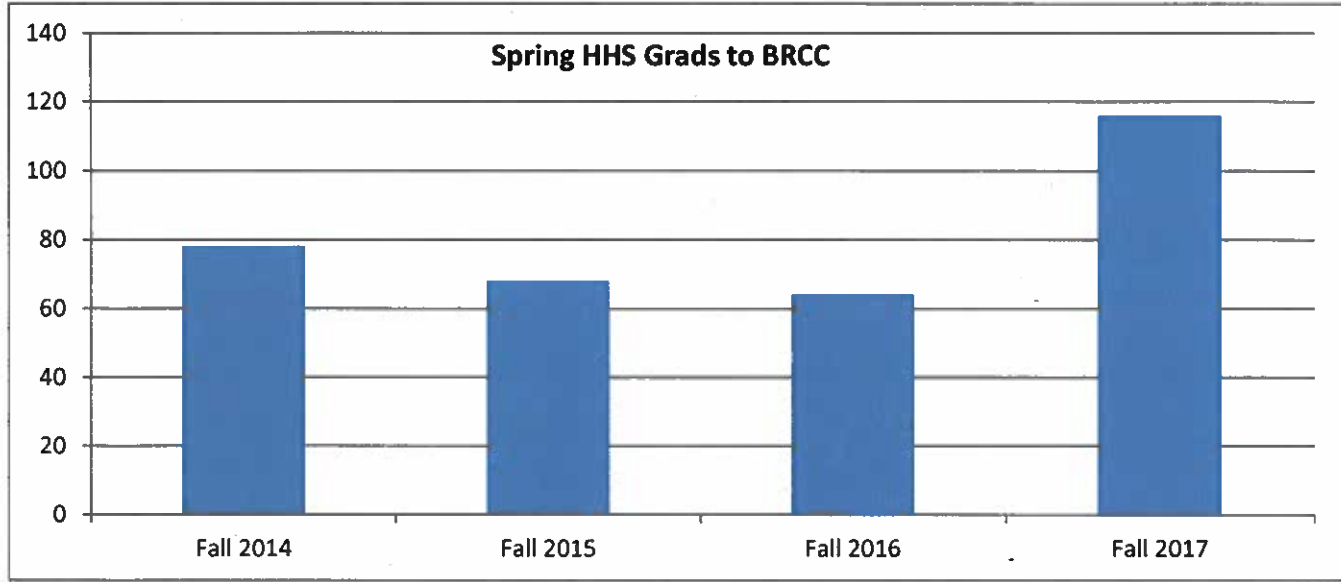
Blue Ridge Community College Service Region

Resident Participation Profile: Harrisonburg City

Following are selected measures of activity at BRCC for Harrisonburg City residents at BRCC:

Harrisonburg High School Spring Graduates Attending BRCC the Following Fall

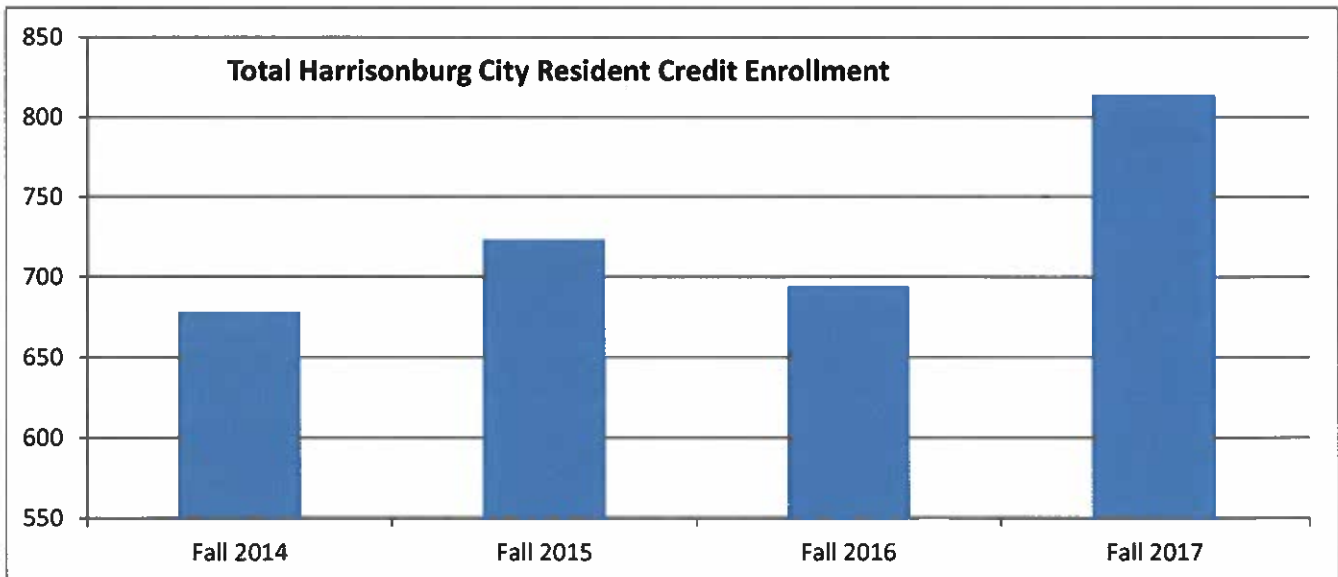
	Fall 2014	Fall 2015	Fall 2016	Fall 2017
Spring HS Grads enrolling at BRCC the Following Fall	78	68	64	116
Percent of Spring HS Grads Enrolling at BRCC in the Fall	26%	23%	21%	32%



Harrisonburg City Residents: Enrollment in Credit Courses, including high school dual enrollment

41% of residents attending a Virginia college in Fall 2017 attended BRCC--more than any other college/university

	Fall 2014	Fall 2015	Fall 2016	Fall 2017
Harrisonburg City Residents Enrolled: Credit*	678	723	694	814



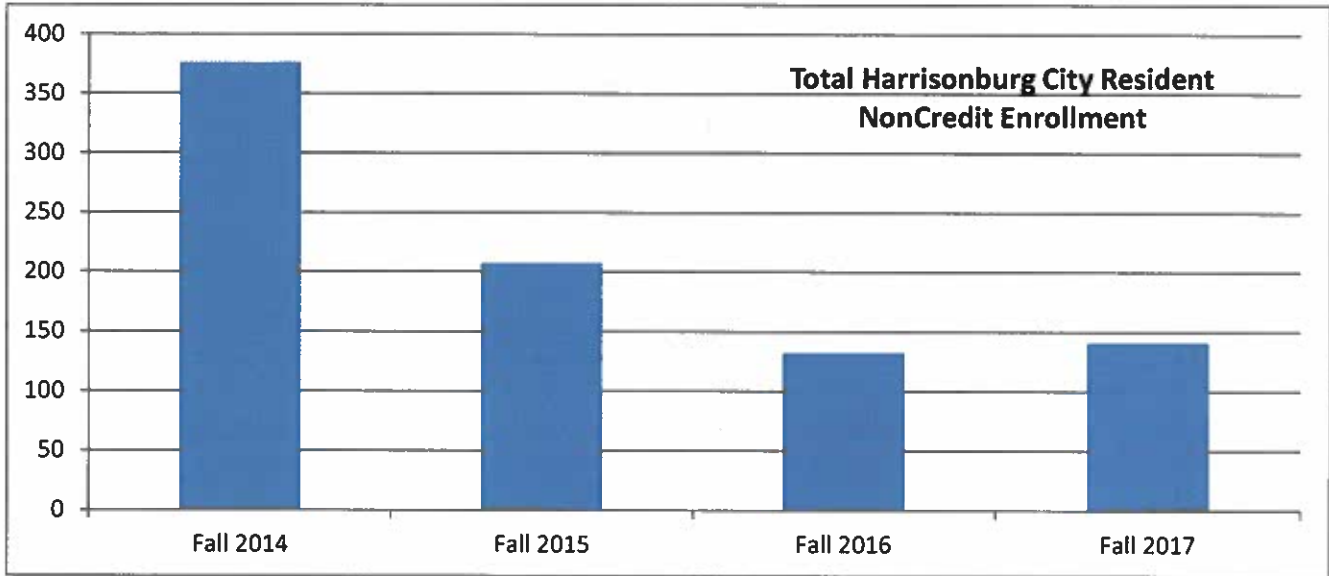
* Source: VCCS Fall Enrollment Summary Booklet, Report 24C; uses actual residence data

^Source: PS SIS, by mailing address

Blue Ridge Community College Service Region

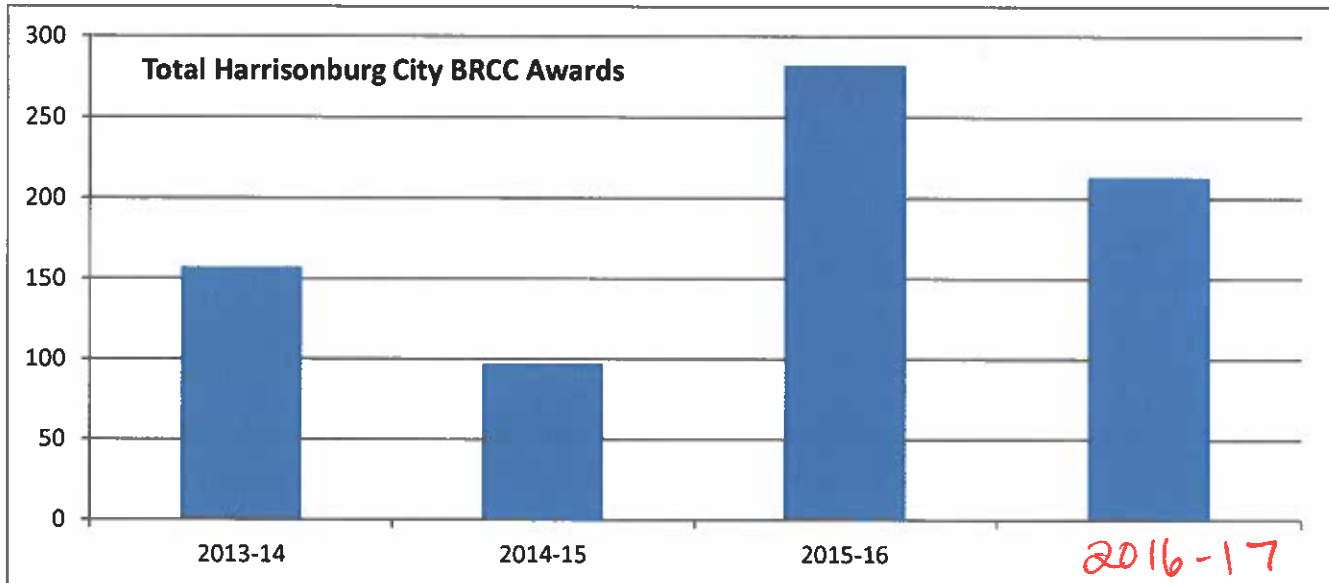
Harrisonburg City Resident Enrollment in NonCredit Courses (Workforce and Special Interest)

	Fall 2014	Fall 2015	Fall 2016	Fall 2017
Harrisonburg City Residents Enrolled: NonCredit (Workforce & Special Interest)^	376	207	132	141



Harrisonburg City Resident Graduates from BRCC (Any Award)^o

	2013-14	2014-15	2015-16	2016-17
Harrisonburg City Residents: Academic Year Awards^	157	97	282	213



^oIn 2014-15, there began a concerted effort to find students who had completed the requirements for CSCs on their way to the Associates and work with them to award the certificate; there was an initial surge but the work continues as part of student success efforts

* Source: VCCS Fall Enrollment Summary Booklet, Report 24C; uses actual residence data

^Source: PS SIS, by mailing address