

City of Harrisonburg Capital Improvement Program



FY 2023-2024 Through FY 2027-2028

**CITY OF HARRISONBURG
CAPITAL IMPROVEMENT PROGRAM
FISCAL YEAR 2023-2024 THROUGH FISCAL YEAR 2027-2028**

TABLE OF CONTENTS

<u>SECTION</u>	<u>PAGE</u>
INTRODUCTION.....	i
SUMMARY TABLES	
Summary of Priority 1 and 2 Projects for Each Fund	
General Fund.....	iv
School Fund.....	viii
Water Fund.....	xi
Sewer Fund.....	xii
School Transportation Fund.....	xiii
Public Transportation Fund.....	xiv
Sanitation Fund.....	xv
Stormwater Fund.....	xvi
Summary of Priority 1 and 2 Projects by Fund.....	xvii
Summary of CIP Requests by Department.....	xviii
Summary of CIP Requests by Fund.....	xix
GENERAL FUND PROJECTS	
Information Technology.....	1
Police Department.....	5
Fire Department.....	6
Emergency Communications Center.....	10
General Properties.....	21
Public Works.....	25
Parks and Recreation.....	67
Parking Services.....	77
SCHOOL FUND PROJECTS.....	81
WATER FUND PROJECTS.....	120
SEWER FUND PROJECT.....	134
SCHOOL TRANSPORTATION FUND PROJECTS.....	144
PUBLIC TRANSPORTATION FUND PROJECTS.....	147
SANITATION FUND PROJECTS.....	153
STORMWATER FUND PROJECTS.....	154
APPENDICES.....	160

**CITY OF HARRISONBURG
CAPITAL IMPROVEMENT PROGRAM
FISCAL YEAR 2023-2024 THROUGH FISCAL YEAR 2027-2028**

INTRODUCTION

Purpose

The Capital Improvement Program (CIP) is a multi-year production and scheduling of capital projects of \$50,000 or greater with an appropriate financing plan to fund these projects. Harrisonburg's CIP is prepared annually to facilitate planning and to set priorities among capital improvement needs over a subsequent five-year period. The CIP is designed to identify projects for all City departments for which in some cases funding has already been committed or is being sought for some time within the five-year planning period.

Planning for capital equipment and improvements is a matter of prudent fiscal management. Large, non-recurring capital outlays require special planning for several reasons. First, special planning is needed to ensure that assets are acquired in time to meet specific needs. Also, careful planning can seek to spread costs more comfortably over several years and avoid a large peak in expenditures during a single year. A comprehensively prepared CIP also shows a strong commitment to the City's Mission Statement.

It should be stressed that the CIP is not a budget, but a planning tool. The actual commitment of funds for any capital item comes with the approval of the annual budget for each fiscal year. However, the CIP should serve as an important planning tool for formulating the capital portion of the annual budget. All the proposed projects within the CIP will likely not be funded exactly as outlined due to budgetary restraints. Nevertheless, all the projects are important and need to be included in the planning document to have a clear vision of the City's long-term needs. Projects for Harrisonburg City Public Schools are also included within the document.

Information provided for each project does not include all details of any particular project. However, environmental, resilient, and sustainable infrastructure such as, but not limited to, solar panels should be considered with all City projects.

Finally, it should be stressed that the CIP is not a static plan. It is a part of annual planning and programming. Each year, another year will be added to the planning period to maintain the five-year forecast horizon. Also, each year, costs and needs are reevaluated. The goal of this process is for the City to continue to meet its capital needs in a timely manner and to maintain a tradition of strong fiscal responsibility.

Format

Each project in the CIP is explained on a CIP Project Request Form, which categorizes the project belonging to a department and itemizes anticipated project costs along with a recommended funding schedule. When known or recognized, estimates of annual operating costs for projects are also presented. On the CIP Project Request Form, the requesting department provides a narrative description of the project along with marking any of the provided justification terms and phrases that pertain to the project.

The justifications terms are described below:

<u>Justification Terms</u>	<u>Justification Description</u>
1. Mandated	Project is clearly and specifically required by a federal or state mandate or court ruling.
2. Remove hazards	Makes possible the removal of an obvious or potential hazard to public health or safety.
3. Maintains existing service	Allows an existing standard of service to be maintained, where decreases in services would otherwise have been necessary.
4. Increased efficiency	Reduces operating costs.
5. Increased revenues	Makes possible a net gain in revenues available to the City.
6. Improves existing service	Makes possible an expansion or increase of an existing service or an improvement in the standard of an existing service.
7. New service	Makes possible the provision of a new service.
8. Convenience	Increases convenience or comfort.
9. Other	(Describe).

All capital projects were reviewed by the CIP Committee (City Manager, Deputy City Manager, Assistant to the City Manager, Director of Finance, Director of Community Development, and Sustainability and Environmental Manager) in conjunction with department heads. Each project was assigned one of five priority codes, shown under the Project Code on the CIP Project Request Form. The priority codes are described as follows:

<u>Priority Code</u>	<u>Description</u>
1	Absolutely required.
2	Highly desirable, affects efficiency and effectiveness.
3	Desirable.
4	Marginally beneficial.
5	Not justified.

Only projects rated by the CIP Committee at “3” or higher are included in the recommended CIP. Projects rated “1” and “2” are summarized separately to reflect the projects that will be given the

highest budget priority. Also, based on the five-year projection of estimated revenues and expenditures contained in the appendices, estimates of funds available for capital projects are located in the row titled “Cash/Funds Available for Capital” within the summary page for each major fund. The City will have a tough time funding all the number 1 and 2 projects given the current revenue stream.

Lastly, the CIP Project Request Form includes a section titled Goals/Objectives, which includes one or more listed goals or objectives from the City’s Comprehensive Plan. Identifying how a project supports the goals and objectives of the Comprehensive Plan demonstrates the City’s commitment to its Mission statement and to its goals.

Appendices

Following the presentation of the various capital projects by fund are separate appendices for the General Fund, Water Fund, Sewer Fund, School Transportation Fund, Public Transportation Fund, Sanitation Fund, and Stormwater Fund. Each appendix carefully tracks the history of these funds regarding past revenue levels and past expenditure levels. This history, along with obligated debt service requirements, is the basis for a five-year projection for each fund of new capital financing potential. There are many variables that could significantly increase or decrease the available funding. These projections are in the range of what can be reasonably expected and should be compared with the level of funding required to implement the recommended CIP.

Schedule

It is proposed that Planning Commission review the CIP in March 2022, when, if necessary, department heads will be available to answer questions. Planning Commission will develop its recommendation to City Council. City Council will receive Planning Commission’s recommendation at a public hearing in April 2023. Final adoption is scheduled for April 2023.

CITY OF HARRISONBURG
Capital Improvement Program
Priority 1 and Priority 2 Projects
General Fund Summary
FY 2024 through FY 2028

Department Project Title	Page #	Project Priority	FY 2023-2024	FY 2024-2025	FY 2025-2026	FY 2026-2027	FY 2027-2028	TOTAL	Beyond
Information Technology									
Server Replacement	1	2	\$ -	\$ 60,000	\$ -	\$ -	\$ 60,000	\$ 120,000	
Storage System Replacement	2	2	\$ -	\$ -	\$ 130,000	\$ -	\$ -	\$ 130,000	
Department Total			\$ -	\$ 60,000	\$ 130,000	\$ -	\$ 60,000	\$ 250,000	\$ -
Fire Department									
Fire Station 4 Replacement	4	2	\$ -	\$ 3,600,000	\$ -	\$ -	\$ -	\$ 3,600,000	
Apparatus Replacement Program	7	2	\$ 1,200,000	\$ -	\$ 1,500,000	\$ 250,000	\$ 1,750,000	\$ 4,700,000	
Protective Equipment Replacement	8	2	\$ -	\$ 90,000	\$ 90,000	\$ 90,000	\$ -	\$ 270,000	
Fire Station #5 (Park View)	9	2	\$ 300,000	\$ 4,700,000	\$ -	\$ -	\$ -	\$ 5,000,000	
Department Total			\$ 1,500,000	\$ 8,390,000	\$ 1,590,000	\$ 340,000	\$ 1,750,000	\$ 13,570,000	\$ -
Emergency Communications Center									
Construct New ECC	10	2	\$ -	\$ -	\$ -	\$ -	\$ 9,450,000	\$ 9,450,000	
Replace Microwave Radio System	11	2	\$ -	\$ 625,000	\$ -	\$ -	\$ -	\$ 625,000	
CAD High Availability	12	2	\$ -	\$ -	\$ 500,000	\$ -	\$ -	\$ 500,000	
UPS Replacement	14	2	\$ -	\$ -	\$ 400,000	\$ -	\$ -	\$ 400,000	
Radio System Server Replacement	15	2	\$ 500,000	\$ -	\$ -	\$ -	\$ -	\$ 500,000	
Recording System Upgrade	16	2	\$ -	\$ -	\$ -	\$ 250,000	\$ -	\$ 250,000	
9-1-1 Phone System Upgrade	17	2	\$ -	\$ -	\$ -	\$ -	\$ 1,200,000	\$ 1,200,000	
Radio Consoles Back up ECC	18	2	\$ -	\$ -	\$ 300,000	\$ -	\$ -	\$ 300,000	
HVAC System Replacment	19	2	\$ 400,000	\$ -	\$ -	\$ -	\$ -	\$ 400,000	

Department Project Title	Page #	Project Priority	FY 2023-2024	FY 2024-2025	FY 2025-2026	FY 2026-2027	FY 2027-2028	TOTAL	Beyond
Cisco Switch Hardware Refresh Program	20	2	\$ -	\$ 170,000	\$ -	\$ -	\$ -	\$ 170,000	
Department Total			\$ 900,000	\$ 795,000	\$ 1,200,000	\$ 250,000	\$ 10,650,000	\$ 13,795,000	\$ -
General Properties									
Renovation of Old Municipal Building	21	2	\$ 600,000	\$ 3,000,000	\$ 3,000,000	\$ -	\$ -	\$ 6,600,000	
Courts Building Project	23	2	\$ -	\$ 500,000	\$ 25,000,000	\$ 25,000,000	\$ -	\$ 50,500,000	
HVAC Upgrades District Courts and Old Courthouse	24	2	\$ 900,000	\$ 1,300,000	\$ -	\$ -	\$ -	\$ 2,200,000	
Department Total			\$ 1,500,000	\$ 4,800,000	\$ 28,000,000	\$ 25,000,000	\$ -	\$ 59,300,000	\$ -
Public Works									
Country Club Road (2) Bridges	25	2	\$ -	\$ -	\$ -	\$ -	\$ -	\$ -	\$ 4,400,000
Water Street Bridge	26	2	\$ -	\$ -	\$ -	\$ -	\$ -	\$ -	\$ 4,750,000
Annual Curb & Gutter and Sidewalk Replacement	27	2	\$ 245,000	\$ 250,000	\$ 255,000	\$ 255,000	\$ 255,000	\$ 1,260,000	
Annual Street Paving Program	28	2	\$ 2,100,000	\$ 2,100,000	\$ 2,200,000	\$ 2,200,000	\$ 2,200,000	\$ 10,800,000	
Traffic Detection Cameras	34	2	\$ 150,000	\$ 150,000	\$ 150,000	\$ 150,000	\$ 150,000	\$ 750,000	\$ 150,000
Traffic Signals Communications Radio Upgrade	35	2	\$ 50,000	\$ 60,000	\$ 60,000	\$ -	\$ -	\$ 170,000	
Chicago Avenue and Waterman Drive Improvements	42	2	\$ 150,000	\$ -	\$ -	\$ -	\$ -	\$ 150,000	\$ 13,250,000
Carlton Street Improvement	45	2	\$ -	\$ -	\$ -	\$ -	\$ -	\$ -	\$ 1,100,000
Bluestone Trail	46	2	\$ -	\$ -	\$ 1,552,236	\$ -	\$ -	\$ 1,552,236	\$ 12,133,214
Martin Luther King Jr. Way Widening	47	2	\$ -	\$ -	\$ -	\$ -	\$ -	\$ -	\$ 3,425,000
Linda Lane Widening	49	2	\$ -	\$ -	\$ -	\$ -	\$ -	\$ -	\$ 2,800,000
Smithland Road	50	2	\$ -	\$ -	\$ -	\$ -	\$ -	\$ -	\$ 4,500,000
Northend Greenway	51	2	\$ -	\$ -	\$ -	\$ -	\$ -	\$ -	\$ 5,500,000
North Main Street Sidewalk	52	2	\$ -	\$ -	\$ -	\$ -	\$ 1,961,937	\$ 1,961,937	\$ 3,512,784
Reservoir Street Sidewalk	53	2	\$ -	\$ -	\$ 1,074,276	\$ -	\$ 1,240,651	\$ 2,314,927	\$ 6,727,760
Port Republic Road Sidewalk - Main Street to Crawford Avenue	55	2	\$ -	\$ -	\$ -	\$ -	\$ -	\$ -	\$ 3,000,000

Public Works Continued	Page #	Project Priority	FY 2023-2024	FY 2024-2025	FY 2025-2026	FY 2026-2027	FY 2027-2028	TOTAL	Beyond
Erickson / Pear Street Intersection Improvement	56	2	\$ -	\$ -	\$ 968,956	\$ -	\$ 191,429	\$ 1,160,385	\$ 3,144,906
Port Republic Road - Forest Hill Road	57	2	\$ -	\$ -	\$ -	\$ -	\$ -	\$ -	\$ 2,770,003
Pedestrian Signals	58	2	\$ -	\$ 25,000	\$ 300,000	\$ -	\$ -	\$ 325,000	\$ 100,000
Old Furnace Road Sidewalk Gaps	59	2	\$ -	\$ -	\$ -	\$ -	\$ 75,000	\$ 75,000	\$ 1,000,000
Central Avenue Sidewalk	60	2	\$ -	\$ -	\$ 70,000	\$ 50,000	\$ -	\$ 120,000	\$ 350,000
Mt. Clinton Pike Corridor Safety Project	61	2	\$ -	\$ -	\$ 1,481,111	\$ -	\$ 1,134,058	\$ 2,615,169	\$ 5,840,532
South Main Street Corridor Safety - Southern Scope	64	2	\$ -	\$ -	\$ 628,704	\$ -	\$ 952,551	\$ 1,581,255	\$ 4,576,414
South Main Street Corridor Safety - Northern Scope	65	2	\$ -	\$ -	\$ 614,523	\$ -	\$ 1,593,227	\$ 2,207,750	\$ 4,432,163
South Main Street Study Additional Improvements	66	2	\$ -	\$ -	\$ -	\$ -	\$ -	\$ -	\$ 6,350,000
Department Total			\$ 2,695,000	\$ 2,585,000	\$ 9,354,806	\$ 2,655,000	\$ 9,753,853	\$ 27,043,659	\$ 93,812,776
Parks and Recreation									
Riven Rock Restrooms	68	2	\$ -	\$ 125,000	\$ -	\$ -	\$ -	\$ 125,000	
Heritage Oaks Golf Course - Bridge Replacement	72	2	\$ -	\$ 80,000	\$ -	\$ -	\$ -	\$ 80,000	\$ 250,000
Smithland Athletic Complex Phase 2 Development	73	2	\$ 1,200,000	\$ -	\$ 3,250,000	\$ -	\$ -	\$ 4,450,000	
Kids Castle	75	2	\$ 3,175,000	\$ -	\$ -	\$ -	\$ -	\$ 3,175,000	
Department Total			\$ 4,375,000	\$ 205,000	\$ 3,250,000	\$ -	\$ -	\$ 7,830,000	\$ 250,000

Department Project Title	Page #	Project Priority	FY 2023-2024	FY 2024-2025	FY 2025-2026	FY 2026-2027	FY 2027-2028	TOTAL	Beyond
Parking Services									
Elizabeth Street Deck	77	2	\$ -	\$ -	\$ -	\$ -	\$ -	\$ -	\$ 15,000,000
Water Street Parking Deck	78	2	\$ -	\$ -	\$ -	\$ -	\$ -	\$ -	\$ 15,000,000
Department Total			\$ -	\$ -	\$ -	\$ -	\$ -	\$ -	\$ 30,000,000
TOTAL GENERAL FUND			\$ 10,970,000	\$ 16,835,000	\$ 43,524,806	\$ 28,245,000	\$ 22,213,853	\$ 121,788,659	\$ 124,062,776
Potential Other Funding, Excluding Bond Funds, Not Included in Available Revenues			\$ (2,725,000)	\$ (7,922,500)	\$ (19,844,806)	\$ (12,625,000)	\$ (15,248,853)	\$ (58,366,159)	\$ (77,662,776)
Anticipated Bond Funds			\$ (4,400,000)	\$ (1,950,000)	\$ (15,750,000)	\$ (12,500,000)	\$ -	\$ (34,600,000)	\$ (41,250,000)
TOTAL NEEDED FROM GENERAL FUND (EXCLUDING SCHOOLS)			\$ 3,845,000	\$ 6,962,500	\$ 7,930,000	\$ 3,120,000	\$ 6,965,000	\$ 28,822,500	\$ 5,150,000
TOTAL AVAILABLE FROM GENERAL FUND			\$ 7,941,900	\$ 6,912,600	\$ 7,169,300	\$ 6,453,000	\$ 7,812,900	\$ 36,289,700	

CITY OF HARRISONBURG
Capital Improvement Program
Priority 1 & 2 Projects
School Fund
FY 2024 through FY 2028

School Fund Project Title	Page #	Project Priority	FY 2023-2024	FY 2024-2025	FY 2025-2026	FY 2026-2027	FY 2027-2028	TOTAL	Beyond
Outdoor Learning Space at Waterman Elementary School	81	2	\$ 365,270	\$ -	\$ -	\$ -	\$ -	\$ 365,270	
Outdoor Learning Space at Thomas Harrison Middle School	82	2	\$ -	\$ 309,165	\$ -	\$ -	\$ -	\$ 309,165	
Outdoor Learning space at Stone Spring Elementary School	83	2	\$ -	\$ -	\$ 323,687	\$ -	\$ -	\$ 323,687	
Outdoor Learning Space at Skyline Middle School	84	2	\$ -	\$ -	\$ -	\$ 327,919	\$ -	\$ 327,919	
Outdoor Learning Space at Smithland Elementary School	85	2	\$ -	\$ -	\$ -	\$ 351,530	\$ -	\$ 351,530	
Outdoor Learning Space at Bluestone Elementary School	86	2	\$ -	\$ -	\$ -	\$ -	\$ 311,420	\$ 311,420	
Chiller Replacement at Harrisonburg High School	87	2	\$ -	\$ 300,000	\$ -	\$ -	\$ -	\$ 300,000	
Boiler replacement at Harrisonburg High School	88	2	\$ -	\$ 200,000	\$ -	\$ -	\$ -	\$ 200,000	
Enhancements to Harrisonburg High School	89	2	\$ -	\$ 1,500,000	\$ 1,500,000	\$ -	\$ -	\$ 3,000,000	
Roof Repair/Replacement at Harrisonburg High School (Auditorium)	90	2	\$ 80,000	\$ -	\$ -	\$ -	\$ -	\$ 80,000	
Roof Repair/Replacement at Harrisonburg High School (Library)	91	2	\$ -	\$ 50,000	\$ -	\$ -	\$ -	\$ 50,000	
Parking Lot Resurface at Harrisonburg High School	92	2	\$ -	\$ -	\$ 250,000	\$ -	\$ -	\$ 250,000	
Solar Panel Installation at Keister Elementary School	93	2	\$ 250,000	\$ -	\$ -	\$ -	\$ -	\$ 250,000	
Parking Lot Resurface at Keister Elementary School	94	2	\$ -	\$ -	\$ 75,000	\$ -	\$ -	\$ 75,000	
Roof Repair/Replacement at Keister Elementary School (Cafeteria)	95	2	\$ 120,000	\$ -	\$ -	\$ -	\$ -	\$ 120,000	

School Fund Continued Project Title	Page #	Project Priority	FY 2023-2024	FY 2024-2025	FY 2025-2026	FY 2026-2027	FY 2027-2028	TOTAL	Beyond
Roof Repair/Replacement at Keister Elementary School (1980/1981)	96	2	\$ -	\$ 100,000	\$ -	\$ -	\$ -	\$ 100,000	
Roof Repair/Replacement at Keister Elementary School (Gym)	97	2	\$ -	\$ -	\$ 60,000	\$ -	\$ -	\$ 60,000	
Roof Repair/Replacement at Keister Elementary School (1997/1998)	98	2	\$ -	\$ -	\$ -	\$ 95,000	\$ -	\$ 95,000	
Roof Repair/Replacement at Keister Elementary School (Below Gym)	99	2	\$ -	\$ -	\$ -	\$ -	\$ 162,000	\$ 162,000	
Replace Air Handler at Keister Elementary School	100	2	\$ 253,000	\$ -	\$ -	\$ -	\$ -	\$ 253,000	
MTC Renovation Request	101	2	\$ -	\$ -	\$ 40,000	\$ 600,000	\$ 3,100,000	\$ 3,740,000	\$ 3,060,000
Purchase Land for 7th Elementary School	102	2	\$ -	\$ -	\$ -	\$ 2,500,000	\$ -	\$ 2,500,000	
Replace Air Handler at Spotswood Elementary School	103	2	\$ -	\$ 179,000	\$ -	\$ -	\$ -	\$ 179,000	
Roof Repair/Replacement at Spotswood Elementary School	104	2	\$ 50,000	\$ -	\$ -	\$ -	\$ -	\$ 50,000	
Roof Repair/Replacement at Spotswood Elementary School (Gym)	105	2	\$ -	\$ 109,800	\$ -	\$ -	\$ -	\$ 109,800	
Roof Repair/Replacement at Spotswood Elementary School (Library)	106	2	\$ -	\$ -	\$ 54,000	\$ -	\$ -	\$ 54,000	
Roof Repair/Replacement Spotswood Elementary School (Caf.)	107	2	\$ -	\$ -	\$ -	\$ 50,000	\$ -	\$ 50,000	
Roof Repair/Replacement at Spotswood Elementary School (S. Wing)	108	2	\$ -	\$ -	\$ -	\$ -	\$ 90,000	\$ 90,000	
Storefront Door Replacement at SMES & SKMS	109	2	\$ -	\$ -	\$ -	\$ -	\$ 102,000	\$ 102,000	
Upgrade HVAC Controls at Stone Spring Elementary School	110	2	\$ -	\$ -	\$ 53,000	\$ -	\$ -	\$ 53,000	
Boiler Replacement at Stone Spring Elementary School	111	2	\$ 563,286	\$ -	\$ -	\$ -	\$ -	\$ 563,286	
Chiller Replacement at Stone Spring Elementary School	112	2	\$ 954,441	\$ -	\$ -	\$ -	\$ -	\$ 954,441	
Enhancements to Thomas Harrison Middle School	113	2	\$ -	\$ -	\$ -	\$ 2,500,000	\$ -	\$ 2,500,000	
Parking Lot Resurface at Thomas Harrison Middle School	114	2	\$ -	\$ 91,000	\$ -	\$ -	\$ -	\$ 91,000	

School Fund Continued Project Title	Page #	Project Priority	FY 2023-2024	FY 2024-2025	FY 2025-2026	FY 2026-2027	FY 2027-2028	TOTAL	Beyond
Replace Air Handler at Waterman Elementary School	115	2	\$ -	\$ 253,000	\$ -	\$ -	\$ -	\$ 253,000	
Roof Repair/Replacement at Waterman Elementary School (High)	116	2	\$ 80,000	\$ -	\$ -	\$ -	\$ -	\$ 80,000	
Roof Repair/Replacement at Waterman Elementary School (Ed. Wing)	117	2	\$ -	\$ 98,000	\$ -	\$ -	\$ -	\$ 98,000	
Roof Repair/Replacement at Waterman Elementary School (Gym)	118	2	\$ -	\$ -	\$ 105,000	\$ -	\$ -	\$ 105,000	
Roof Repair/Replacement at Waterman Elementary School (Caf.)	119	2	\$ -	\$ -	\$ -	\$ 131,000	\$ -	\$ 131,000	
TOTAL SCHOOL FUND			\$ 2,715,997	\$ 3,189,965	\$ 2,460,687	\$ 6,555,449	\$ 3,765,420	\$ 18,687,518	\$ 3,060,000
Potential Other Funding, Excluding Bonds Not Included in Available Revenues			\$ -	\$ -	\$ -	\$ -	\$ -	\$ -	
ANTICIPATED BOND FUNDS			\$ -	\$ -	\$ -	\$ (5,000,000)	\$ (3,100,000)	\$ (8,100,000)	\$ (3,060,000)
TOTAL NEEDED FROM SCHOOL FUND			\$ 2,715,997	\$ 3,189,965	\$ 2,460,687	\$ 1,555,449	\$ 665,420	\$ 10,587,518	\$ -

CITY OF HARRISONBURG

Capital Improvement Program

Priority 1 and 2 Projects

Water Fund

FY 2024 through FY 2028

Water Fund Project Title	Page #	Project Priority	FY 2023-2024	FY 2024-2025	FY 2025-2026	FY 2026-2027	FY 2027-2028	TOTAL	Beyond
Western Raw Waterline	120	2	\$ 1,500,000	\$ 7,880,000	\$ 380,000	\$ 380,000	\$ 380,000	\$ 10,520,000	\$ 15,540,000
Rural Potable Projects	122	2	\$ 200,000	\$ 410,000	\$ 410,000	\$ 410,000	\$ 410,000	\$ 1,840,000	\$ 700,000
Management of Pumping, Storage & Transfer Assets	124	2	\$ 35,000	\$ 350,000	\$ 350,000	\$ 350,000	\$ 350,000	\$ 1,435,000	\$ 12,000,000
Management of Transmission & Distribution: Assets	126	2	\$ 800,000	\$ 1,350,000	\$ 1,350,000	\$ 1,350,000	\$ 1,350,000	\$ 6,200,000	\$ 21,000,000
Management of Water Treatment Assets	128	2	\$ 20,000	\$ 575,000	\$ 575,000	\$ 575,000	\$ 575,000	\$ 2,320,000	\$ 11,500,000
Management of Metering System	130	2	\$ 25,000	\$ 25,000	\$ 25,000	\$ 25,000	\$ 25,000	\$ 125,000	\$ 500,000
Facilities	132	2	\$ 26,672	\$ 10,000	\$ 10,000	\$ 10,000	\$ 10,000	\$ 66,672	\$ 200,000
TOTAL WATER FUND			\$ 2,606,672	\$ 10,600,000	\$ 3,100,000	\$ 3,100,000	\$ 3,100,000	\$ 22,506,672	\$ 61,440,000
Contribution to General Fund IT Projects			\$ -	\$ -	\$ -	\$ -	\$ -	\$ -	\$ -
Potential Other Funding, Excluding Bond Funds, Not Included in Available Revenues			\$ (1,000,000)	\$ -	\$ -	\$ -	\$ -	\$ (1,000,000)	\$ (5,000,000)
Anticipated Bond Funds Not Included in Available Revenues			\$ -	\$ (7,500,000)	\$ -	\$ -	\$ -	\$ (7,500,000)	\$ -
TOTAL NEEDED FROM WATER FUND			\$ 1,606,672	\$ 3,100,000	\$ 3,100,000	\$ 3,100,000	\$ 3,100,000	\$ 14,006,672	\$ 56,440,000
TOTAL AVAILABLE FROM WATER FUND			\$ 1,398,300	\$ 1,874,500	\$ 1,938,300	\$ 2,011,400	\$ 2,064,200	\$ 9,286,700	

CITY OF HARRISONBURG
Capital Improvement Program

Priority 1 & 2 Projects
Sewer Fund

FY 2024 through FY 2028

Sewer Fund Project Title	Page #	Project Priority	FY 2023-2024	FY 2024-2025	FY 2025-2026	FY 2026-2027	FY 2027-2028	TOTAL	Beyond
Blacks Run Interceptor Upgrade Prog	134	2	\$ 100,000	\$ 200,000	\$ 100,000	\$ 100,000	\$ 100,000	\$ 600,000	\$ 2,400,000
Management of Collection & Transmission Assets	136	2	\$ 800,000	\$ 800,000	\$ 800,000	\$ 800,000	\$ 800,000	\$ 4,000,000	\$ 16,000,000
Management of Transfer & Monitoring Assets	138	2	\$ 20,000	\$ 50,000	\$ 50,000	\$ 50,000	\$ 50,000	\$ 220,000	\$ 1,000,000
Metering	140	2	\$ 150,000	\$ 125,000	\$ 125,000	\$ 125,000	\$ 1,250,000	\$ 1,775,000	\$ 500,000
Facilities	142	2	\$ 3,666	\$ 10,000	\$ 10,000	\$ 10,000	\$ 10,000	\$ 43,666	\$ 200,000
TOTAL SEWER FUND			\$ 1,073,666	\$ 1,185,000	\$ 1,085,000	\$ 1,085,000	\$ 2,210,000	\$ 6,638,666	\$ 20,100,000
Contribution to General Fund IT Projects			\$ -	\$ -	\$ -	\$ -	\$ -	\$ -	\$ -
Potential Other Funding, Not Included in Available Revenues			\$ -	\$ -	\$ -	\$ -	\$ -	\$ -	\$ -
Anticipated Bond Funds Not Included in Available Revenues			\$ -	\$ -	\$ -	\$ -	\$ -	\$ -	\$ -
TOTAL NEEDED FROM SEWER FUND			\$ 1,073,666	\$ 1,185,000	\$ 1,085,000	\$ 1,085,000	\$ 2,210,000	\$ 6,638,666	\$ 20,100,000
TOTAL AVAILABLE FROM SEWER FUND			\$ 655,300	\$ 690,600	\$ 738,400	\$ 773,000	\$ 806,800	\$ 3,664,100	

CITY OF HARRISONBURG
Capital Improvement Program
Priority 1 & 2 Projects
School Transportation Fund
FY 2024 through FY 2028

School Transportation Fund Project Title	Page #	Project Priority	FY 2023-2024	FY 2024-2025	FY 2025-2026	FY 2026-2027	FY 2027-2028	TOTAL	Beyond
School Bus Parking Lot Expansion	144	2	\$ -	\$ 4,000,000	\$ -	\$ -	\$ -	\$ 4,000,000	
School Bus IT	145	2	\$ -	\$ -	\$ 300,000	\$ -	\$ -	\$ 300,000	
School Buses	146	2	\$ 600,000	\$ 600,000	\$ 600,000	\$ 600,000	\$ 800,000	\$ 3,200,000	
TOTAL SCHOOL TRANSPORTATION FUND			\$ 600,000	\$ 4,600,000	\$ 900,000	\$ 600,000	\$ 800,000	\$ 7,500,000	
TOTAL AVAILABLE FROM SCHOOL TRANSPORTATION FUND			\$ (123,400)	\$ (122,300)	\$ (120,600)	\$ (118,900)	\$ (117,000)	\$ (602,200)	

CITY OF HARRISONBURG
Capital Improvement Program
Priority 1 & 2 Projects
Public Transportation Fund
FY 2024 through 2028

Public Transportation Fund Project Title	Page #	Project Priority	FY 2023-2024	FY 2024-2025	FY 2025-2026	FY 2026-2027	FY 2027-2028	TOTAL	Beyond
Mobile Bus Lifts	147	2	\$ 117,570	\$ -	\$ -	\$ -	\$ -	\$ 117,570	
Wash Bay Improvement/Replacement	148	2	\$ -	\$ 450,000	\$ -	\$ -	\$ -	\$ 450,000	
Transfer Center	149	2	\$ -	\$ 1,000,000	\$ -	\$ -	\$ -	\$ 1,000,000	
Transit Buses	150	2	\$ 300,000	\$ 3,500,000	\$ 2,800,000	\$ 400,000	\$ 3,700,000	\$ 10,700,000	
Employee Parking Lot Expansion	151	2	\$ -	\$ -	\$ 650,000	\$ -	\$ -	\$ 650,000	
Transit IT	152	2	\$ -	\$ -	\$ -	\$ 2,500,000	\$ -	\$ 2,500,000	
TOTAL PUBLIC TRANSPORTATION FUND			\$ 417,570	\$ 4,950,000	\$ 3,450,000	\$ 2,900,000	\$ 3,700,000	\$ 15,417,570	\$ -
Potential Other Funding Not Included in Available Revenues			\$ (343,258)	\$ (3,360,000)	\$ (2,993,500)	\$ (2,784,000)	\$ (3,552,000)	\$ (13,032,758)	\$ -
TOTAL NEEDED FROM PUBLIC TRANSPORTATION FUND			\$ 74,312	\$ 1,590,000	\$ 456,500	\$ 116,000	\$ 148,000	\$ 2,384,812	\$ -
TOTAL AVAILABLE FROM PUBLIC TRANSPORTATION FUND			\$ (150,400)	\$ (195,800)	\$ (161,200)	\$ (123,700)	\$ (83,000)	\$ (714,100)	\$ -

CITY OF HARRISONBURG
Capital Improvement Program
Priority 1 & 2 Projects
Sanitation Fund
FY 2024 through FY 2028

Sanitation Fund Project Title	Page #	Project Priority	FY 2023-2024	FY 2024-2025	FY 2025-2026	FY 2026-2027	FY 2027-2028	TOTAL	Beyond
City Landfill Closure & Monitoring	153	1	\$ 130,000	\$ 130,000	\$ 135,000	\$ 135,000	\$ 135,000	\$ 665,000	\$ 1,538,600
TOTAL SANITATION FUND			\$ 130,000	\$ 130,000	\$ 135,000	\$ 135,000	\$ 135,000	\$ 665,000	\$ 1,538,600
TOTAL NEEDED FROM SANITATION FUND			\$ 130,000	\$ 130,000	\$ 135,000	\$ 135,000	\$ 135,000	\$ 665,000	\$ 1,538,600
TOTAL AVAILABLE FROM SANITATION FUND			\$ (436,100)	\$ (518,000)	\$ 903,600	\$ 815,800	\$ 725,700	\$ 1,491,000	

CITY OF HARRISONBURG
Capital Improvement Program
Priority 1 & 2 Projects
Stormwater Fund
FY 2024 through FY 2028

Stormwater Fund Project Title	Page #	Project Priority	FY 2023-2024	FY 2024-2025	FY 2025-2026	FY 2026-2027	FY 2027-2028	TOTAL	Beyond
SWM Equipment Replacement	154	1	\$ -	\$ 250,000	\$ -	\$ -	\$ -	\$ 250,000	\$ 255,000
VMRC Extended Detention Pond	155	2	\$ 1,030,293	\$ -	\$ -	\$ -	\$ -	\$ 1,030,293	
Temporary Credit Purchases	156	2	\$ 80,892	\$ 81,151	\$ -	\$ -	\$ -	\$ 162,043	
Permanent Credit Purchases	157	2	\$ 266,250	\$ 284,000	\$ 284,000	\$ 284,000	\$ -	\$ 1,118,250	
Drainage Improvement Program	158	2	\$ 100,000	\$ 100,000	\$ 100,000	\$ 100,000	\$ 100,000	\$ 500,000	
Suter Street Drainage Improvements	159	2	\$ 150,000	\$ 2,000,000	\$ -	\$ -	\$ -	\$ 2,150,000	
TOTAL STORMWATER FUND			\$ 1,627,435	\$ 2,715,151	\$ 384,000	\$ 384,000	\$ 100,000	\$ 5,210,586	\$ 255,000
Potential Other Funding, Excluding Bond Funds, Not Included in Available Revenues			\$ (671,550)	\$ -	\$ -	\$ -	\$ -	\$ (671,550)	\$ -
TOTAL NEEDED FROM STORMWATER FUND			\$ 955,885	\$ 2,715,151	\$ 384,000	\$ 384,000	\$ 100,000	\$ 4,539,036	\$ 255,000
TOTAL AVAILABLE FROM STORMWATER FUND			\$ 799,700	\$ 783,100	\$ 765,900	\$ 748,400	\$ 730,300	\$ 3,827,400	

CITY OF HARRISONBURG
5 Year Capital Improvement Request by Fund
Priority 1 and 2 Projects by Fund
FY 2024 through FY 2028

FUND	FY 2023-2024	FY 2024-2025	FY 2025-2026	FY 2026-2027	FY 2027-2028	TOTAL
General Fund	\$ 10,970,000	\$ 16,835,000	\$ 43,524,806	\$ 28,245,000	\$ 22,213,853	\$ 121,788,659
School Fund	\$ 2,715,997	\$ 3,189,965	\$ 2,460,687	\$ 6,555,449	\$ 3,765,420	\$ 18,687,518
Water Fund	\$ 2,606,672	\$ 10,600,000	\$ 3,100,000	\$ 3,100,000	\$ 3,100,000	\$ 22,506,672
Sewer Fund	\$ 1,073,666	\$ 1,185,000	\$ 1,085,000	\$ 1,085,000	\$ 2,210,000	\$ 6,638,666
School Transportation Fund	\$ 600,000	\$ 4,600,000	\$ 900,000	\$ 600,000	\$ 800,000	\$ 7,500,000
Public Transportation Fund	\$ 417,570	\$ 4,950,000	\$ 3,450,000	\$ 2,900,000	\$ 3,700,000	\$ 15,417,570
Sanitation Fund	\$ 130,000	\$ 130,000	\$ 135,000	\$ 135,000	\$ 135,000	\$ 665,000
Stormwater Fund	\$ 1,627,435	\$ 2,715,151	\$ 384,000	\$ 384,000	\$ 100,000	\$ 5,210,586
Subtotal	\$ 20,141,340	\$ 44,205,116	\$ 55,039,493	\$ 43,004,449	\$ 36,024,273	\$ 198,414,671
Total Available from Other Sources (Includes anticipated bond funds not included in available funds)	\$ (9,139,808)	\$ (20,732,500)	\$ (38,588,306)	\$ (32,909,000)	\$ (21,900,853)	\$ (123,270,467)
TOTAL NEEDED BY ALL FUNDS	\$ 11,001,532	\$ 23,472,616	\$ 16,451,187	\$ 10,095,449	\$ 14,123,420	\$ 75,144,204
TOTAL AVAILABLE FROM ALL FUNDS	\$ 10,085,300	\$ 9,424,700	\$ 11,233,700	\$ 10,559,000	\$ 11,939,900	\$ 53,242,600

CITY OF HARRISONBURG
5 Year Capital Improvement Request by Department
FY 2024 through FY 2028

DEPARTMENT	FY 2023-2024	FY 2024-2025	FY 2025-2026	FY 2026-2027	FY 2027-2028	TOTAL
Information Technology	\$ -	\$ 60,000	\$ 630,000	\$ -	\$ 310,000	\$ 1,000,000
Police	\$ -	\$ -	\$ -	\$ -	\$ -	\$ -
Fire	\$ 1,500,000	\$ 8,390,000	\$ 1,590,000	\$ 340,000	\$ 1,750,000	\$ 13,570,000
Emergency Communications Center	\$ 1,050,000	\$ 795,000	\$ 1,200,000	\$ 250,000	\$ 10,650,000	\$ 13,945,000
General Properties	\$ 2,500,000	\$ 4,800,000	\$ 28,000,000	\$ 25,000,000	\$ -	\$ 60,300,000
Public Works	\$ 3,005,000	\$ 3,685,000	\$ 11,269,314	\$ 3,855,000	\$ 9,803,853	\$ 31,618,167
Parks and Recreation	\$ 6,625,000	\$ 1,855,000	\$ 3,250,000	\$ -	\$ 488,000	\$ 12,218,000
Parking Services	\$ 250,000	\$ -	\$ -	\$ -	\$ -	\$ 250,000
Schools	\$ 2,715,997	\$ 3,189,965	\$ 2,460,687	\$ 6,555,449	\$ 3,765,420	\$ 18,687,518
Water	\$ 2,606,672	\$ 10,600,000	\$ 3,100,000	\$ 3,100,000	\$ 3,100,000	\$ 22,506,672
Sewer	\$ 1,073,666	\$ 1,185,000	\$ 1,085,000	\$ 1,085,000	\$ 2,210,000	\$ 6,638,666
Transportation (School and Transit)	\$ 1,017,570	\$ 9,550,000	\$ 4,350,000	\$ 3,500,000	\$ 4,500,000	\$ 22,917,570
Sanitation	\$ 130,000	\$ 130,000	\$ 135,000	\$ 135,000	\$ 135,000	\$ 665,000
Stormwater	\$ 1,627,435	\$ 2,715,151	\$ 384,000	\$ 384,000	\$ 100,000	\$ 5,210,586
Subtotal	\$ 24,101,340	\$ 46,955,116	\$ 57,454,001	\$ 44,204,449	\$ 36,812,273	\$ 209,527,179
Total Available from Other Sources (Includes anticipated bond funds not included in available funds)	\$ (12,314,808)	\$ (21,232,500)	\$ (40,252,814)	\$ (33,309,000)	\$ (21,900,853)	\$ (129,009,975)
TOTAL NEEDED BY ALL DEPTS.	\$ 11,786,532	\$ 25,722,616	\$ 17,201,187	\$ 10,895,449	\$ 14,911,420	\$ 80,517,204
TOTAL AVAILABLE FROM ALL FUNDS	\$ 10,085,300	\$ 9,424,700	\$ 11,233,700	\$ 10,559,000	\$ 11,939,900	\$ 53,242,600

CITY OF HARRISONBURG
5 Year Capital Improvement Request by Fund
FY 2024 through FY 2028

FUND	FY 2023-2024	FY 2024-2025	FY 2025-2026	FY 2026-2027	FY 2027-2028	TOTAL
General Fund	\$ 14,930,000	\$ 19,585,000	\$ 45,939,314	\$ 29,445,000	\$ 23,001,853	\$ 132,901,167
Schools Fund	\$ 2,715,997	\$ 3,189,965	\$ 2,460,687	\$ 6,555,449	\$ 3,765,420	\$ 18,687,518
Water Fund	\$ 2,606,672	\$ 10,600,000	\$ 3,100,000	\$ 3,100,000	\$ 3,100,000	\$ 22,506,672
Sewer Fund	\$ 1,073,666	\$ 1,185,000	\$ 1,085,000	\$ 1,085,000	\$ 2,210,000	\$ 6,638,666
School Transportation Fund	\$ 600,000	\$ 4,600,000	\$ 900,000	\$ 600,000	\$ 800,000	\$ 7,500,000
Public Transportation Fund	\$ 417,570	\$ 4,950,000	\$ 3,450,000	\$ 2,900,000	\$ 3,700,000	\$ 15,417,570
Sanitation Fund	\$ 130,000	\$ 130,000	\$ 135,000	\$ 135,000	\$ 135,000	\$ 665,000
Stormwater Fund	\$ 1,627,435	\$ 2,715,151	\$ 384,000	\$ 384,000	\$ 100,000	\$ 5,210,586
Subtotal	\$ 24,101,340	\$ 46,955,116	\$ 57,454,001	\$ 44,204,449	\$ 36,812,273	\$ 209,527,179
Total Available from Other Sources (Includes anticipated bond funds not included in available funds)	\$ (12,314,808)	\$ (21,232,500)	\$ (40,252,814)	\$ (33,309,000)	\$ (21,900,853)	\$ (129,009,975)
TOTAL NEEDED BY ALL FUNDS	\$ 11,786,532	\$ 25,722,616	\$ 17,201,187	\$ 10,895,449	\$ 14,911,420	\$ 80,517,204
TOTAL AVAILABLE FROM ALL FUNDS	\$ 10,085,300	\$ 9,424,700	\$ 11,233,700	\$ 10,559,000	\$ 11,939,900	\$ 53,242,600



Capital Improvement Program FY2024 thru FY2028 Project Request Form

Project Title: Server Replacement

Project Code: IT-NSP04

Project Priority: Priority 2

Project Type: REPLACEMENT

Start Date (FYE): 2025

Department: 122011

Status: Active

Completion Date (FYE): Ongoing

Description:

Replace half of the active VMware Servers with new machines every three years.

Justifications:

- Mandated
- Remove hazards
- x-Maintains service
- Increase efficiency
- Increase revenues
- x-Improves service
- New service
- Convenience
- Other

Explanation:

A PC Server life cycle lasts 5-7 years. With this in mind, the department has adopted a policy to replace half the server hardware every 3 years to ensure we have machines that can keep up with the latest technology.

Alternative:

Replace all servers every 5-6 years when they go end of life. This could lead to data loss due to hardware failure, and an inability to run the latest software due to hardware limitations.

Goals and Objectives

G 14

Expenditures:	Prior	2024	2025	2026	2027	2028	Future	Total
Planning								\$0
Land								\$0
Construction								\$0
Equipment			\$60,000			\$60,000		\$120,000
Other Expenses								\$0
Total	\$0	\$0	\$60,000	\$0	\$0	\$60,000	\$0	\$120,000

Funding Sources:	Prior	2024	2025	2026	2027	2028	Future	Total
General Revenue			\$60,000			\$60,000		\$120,000
Enterprise Revenue								\$0
Bond Proceeds								\$0
Grants								\$0
Capital Project Fund								\$0
Other Revenue								\$0
Total	\$0	\$0	\$60,000	\$0	\$0	\$60,000	\$0	\$120,000

Operating Impacts:	Prior	2024	2025	2026	2027	2028	Future	Total
Personnel								\$0
Operating								\$0
Capital								\$0
Offsets								\$0
Total	\$0	\$0	\$0	\$0	\$0	\$0	\$0	\$0



Capital Improvement Program FY2024 thru FY2028 Project Request Form

Project Title: Storage System Replacement

Project Code: IT-NSP02

Project Priority: Priority 2

Project Type: REPLACEMENT

Start Date (FYE): 2026

Department: 122011

Status: Active

Completion Date (FYE): Ongoing

Description:

Replace the current storage device with another enterprise storage device. Move the current device to DR/BC (Disaster Recovery Business Continuity) status. Decommission the DR/BC storage device.

Justifications:

- Mandated
- x-Remove hazards
- x-Maintains service
- x-Increase efficiency
- Increase revenues
- x-Improves service
- New service
- Convenience
- Other

Explanation:

Most storage systems have a useful support life of 6-7 years. With this in mind and to spread the cost over several years, the department has implemented a 3 year replacement cycle for storage equipment. This means that the current unit will be within 3 years of the latest technology, and the backup unit will still be in support during its useful lifespan. This also allows for adjustments in capacity requirements.

Goals and Objectives

Alternative:

Purchase servers at end of life or when near capacity. Buying in this manner would cause emergency purchases, and increase the risk of data loss due to hardware failure.

G 14

Expenditures:	Prior	2024	2025	2026	2027	2028	Future	Total
Planning								\$0
Land								\$0
Construction								\$0
Equipment				\$130,000				\$130,000
Other Expenses								\$0
Total	\$0	\$0	\$0	\$130,000	\$0	\$0	\$0	\$130,000

Funding Sources:	Prior	2024	2025	2026	2027	2028	Future	Total
General Revenue				\$130,000				\$130,000
Enterprise Revenue								\$0
Bond Proceeds								\$0
Grants								\$0
Capital Project Fund								\$0
Other Revenue								\$0
Total	\$0	\$0	\$0	\$130,000	\$0	\$0	\$0	\$130,000

Operating Impacts:	Prior	2024	2025	2026	2027	2028	Future	Total
Personnel								\$0
Operating							\$45,000	\$45,000
Capital								\$0
Offsets								\$0
Total	\$0	\$0	\$0	\$0	\$0	\$0	\$45,000	\$45,000



Capital Improvement Program FY2024 thru FY2028 Project Request Form

Project Title: Citizen Inquiry Application

Project Code: IT-SP012

Project Priority: Priority 3

Project Type: ADDITION & RENOVATION

Start Date (FYE): 2028

Department: 122011

Status: Active

Completion Date (FYE): 2028

Description:

Create an enterprise wide system for tracking Citizen inquiries and requests.

Justifications:

- Mandated
- Remove hazards
- Maintains service
- x-Increase efficiency
- Increase revenues
- x-Improves service
- x-New service
- x-Convenience
- Other

Explanation:

Currently, requests are channeled to the proper department, but requests requiring multiple departments must be managed manually. There is also no oversight or tracking, so if management at departmental or City level wishes to get an update on an issue, it could possibly take considerable time and resources to find the answer.

Alternative:

Continue to manually track citizen inquiries separately in each department.

Goals and Objectives

- O 1.3
- G 2
- G 3
- O 4.1
- O 5.1
- O 5.3
- O 18.4

Expenditures:	Prior	2024	2025	2026	2027	2028	Future	Total
Planning								\$0
Land								\$0
Construction								\$0
Equipment						\$250,000		\$250,000
Other Expenses								\$0
Total	\$0	\$0	\$0	\$0	\$0	\$250,000	\$0	\$250,000

Funding Sources:	Prior	2024	2025	2026	2027	2028	Future	Total
General Revenue						\$250,000		\$250,000
Enterprise Revenue								\$0
Bond Proceeds								\$0
Grants								\$0
Capital Project Fund								\$0
Other Revenue								\$0
Total	\$0	\$0	\$0	\$0	\$0	\$250,000	\$0	\$250,000

Operating Impacts:	Prior	2024	2025	2026	2027	2028	Future	Total
Personnel								\$0
Operating						\$37,500	\$37,500	\$75,000
Capital								\$0
Offsets								\$0
Total	\$0	\$0	\$0	\$0	\$0	\$37,500	\$37,500	\$75,000



Capital Improvement Program FY2024 thru FY2028 Project Request Form

Project Title: Document Management System

Project Code: IT-SP008

Project Priority: Priority 3

Project Type: ADDITION

Start Date (FYE): 2026

Department: 122011

Status: Active

Completion Date (FYE): 2026

Description:

Create an enterprise-wide document management system. This system will reduce the abundance of paper-based systems, increase efficiency of staff, increase document security, improve compliance with state and federal regulations.

Justifications:

- Mandated
- Remove hazards
- x-Maintains service
- x-Increase efficiency
- Increase revenues
- x-Improves service
- x-New service
- x-Convenience
- Other

Explanation:

The City has acknowledged the need for a document management system. Several departments have started filing documents on network resources in anticipation of such a system, but many still have file folders full of paper documents that require manual intervention and little security. The new system will address the physical storage, manual retrieval process and security requirements for documents in the enterprise.

Goals and Objectives

- O 11.7
- G 14
- O 14.4

Alternative:

Continue to utilize manual processes in an inefficient manner. Research other methods of securing sensitive documents in the enterprise.

Expenditures:	Prior	2024	2025	2026	2027	2028	Future	Total
Planning								\$0
Land								\$0
Construction								\$0
Equipment								\$0
Other Expenses				\$500,000				\$500,000
Total	\$0	\$0	\$0	\$500,000	\$0	\$0	\$0	\$500,000

Funding Sources:	Prior	2024	2025	2026	2027	2028	Future	Total
General Revenue				\$500,000				\$500,000
Enterprise Revenue								\$0
Bond Proceeds								\$0
Grants								\$0
Capital Project Fund								\$0
Other Revenue								\$0
Total	\$0	\$0	\$0	\$500,000	\$0	\$0	\$0	\$500,000

Operating Impacts:	Prior	2024	2025	2026	2027	2028	Future	Total
Personnel								\$0
Operating				\$75,000	\$75,000	\$75,000	\$75,000	\$300,000
Capital								\$0
Offsets								\$0
Total	\$0	\$0	\$0	\$75,000	\$75,000	\$75,000	\$75,000	\$300,000



Capital Improvement Program FY2024 thru FY2028 Project Request Form

Project Title: Firearms Range and Classroom Relocation

Project Code: PD1

Project Priority: Priority 3

Project Type: REPLACEMENT

Start Date (FYE): Beyond

Department: 310131

Status: Active

Completion Date (FYE): Beyond

Description:

Expand HPD rifle range on the I-81 side of the Ramblewood property to replace the existing range and construction of a 1,000 square foot classroom to replace existing building.

Justifications:

- Mandated
- x-Remove hazards
- x-Maintains service
- Increase efficiency
- Increase revenues
- Improves service
- New service
- Convenience
- Other

Explanation:

As part of the Ramblewood Park redevelopment, it was determined that it was not optimal to have a firearms training facility on the same side of Blacks Run as bike and pedestrian paths, Frisbee golf, etc. It was decided that the area of the site on the interstate side of Blacks Run would be devoted to the PD training facility and firearms range and that the classroom would be constructed at that area, leaving the existing building to be used by Parks and Recreation. The rifle range and pistol range will have heightened and extended berms to optimize safety and reduce noise.

Goals and Objectives

Alternative:

There is no workable alternative to this solution that would not compromise the issues of safety and noise abatement.

G 15
O 15.1

Expenditures:	Prior	2024	2025	2026	2027	2028	Future	Total
Planning							\$32,500	\$32,500
Land								\$0
Construction							\$300,000	\$300,000
Equipment								\$0
Other Expenses								\$0
Total	\$0	\$0	\$0	\$0	\$0	\$0	\$332,500	\$332,500

Funding Sources:	Prior	2024	2025	2026	2027	2028	Future	Total
General Revenue							\$332,500	\$332,500
Enterprise Revenue								\$0
Bond Proceeds								\$0
Grants								\$0
Capital Project Fund								\$0
Other Revenue								\$0
Total	\$0	\$0	\$0	\$0	\$0	\$0	\$332,500	\$332,500

Operating Impacts:	Prior	2024	2025	2026	2027	2028	Future	Total
Personnel								\$0
Operating								\$0
Capital								\$0
Offsets								\$0
Total	\$0	\$0	\$0	\$0	\$0	\$0	\$0	\$0



Capital Improvement Program FY2024 thru FY2028 Project Request Form

Project Title: Fire Station 4 Replacement

Project Code: HFD1

Project Priority: Priority 2

Project Type: REPLACEMENT

Start Date (FYE): 2025

Department: 320132

Status: Active

Completion Date (FYE): 2026

Description:

Replacement of Fire Station 4, located on East Rock Street. Current fire station is approaching 50 years of age (2025). The station has significant issues which would require asbestos abatement, helical piers to stabilize ground below the existing station, addition of an ADA required elevator (if station remains a two-story station) and addition of a sprinkler system but does not address need to reduce travel distance within the station when an alarm for service is received. The current station is two stories.

Justifications:

- Mandated
- x-Remove hazards
- x-Maintains service
- x-Increase efficiency
- Increase revenues
- x-Improves service
- New service
- Convenience
- Other

Explanation:

In FY19-20, \$2,000,000 was assigned to the HFD budget for a renovation of Station 4. To date, \$149,147.95 was expended for Architectural design by ZHA Architects who (in 2020) estimated a renovation cost of \$3,597,876.39. With \$1,850,852.05 remaining in current budget, the FD and Facilities Planner recommend using required funds, matched in FY24 with an additional \$1,800,000 to fund a complete re-build of a new station on the same site. This recommendation is based on the most effective and efficient use of revenue from a cost/benefit model. The combined amount (\$3,600,000) is projected to cover the entire project cost using a design/build model. The Department will seek to include sustainable energy features in the new building to include rooftop solar panels to provide primary power to the facility.

Goals and Objectives

G 15
O 15.2

Alternative:

Retain \$1,850,852.05 to accomplish partial renovation of existing station within the confines of available funding. This would not alleviate current challenges, accelerating the need for additional funding in the future to replace the existing station.

Expenditures:	Prior	2024	2025	2026	2027	2028	Future	Total
Planning	\$150,000							\$150,000
Land								\$0
Construction			\$3,600,000					\$3,600,000
Equipment								\$0
Other Expenses								\$0
Total	\$150,000	\$0	\$3,600,000	\$0	\$0	\$0	\$0	\$3,750,000

Funding Sources:	Prior	2024	2025	2026	2027	2028	Future	Total
General Revenue								\$0
Enterprise Revenue								\$0
Bond Proceeds			\$1,700,000					\$1,700,000
Grants								\$0
Capital Project Fund	\$150,000		\$1,900,000					\$2,050,000
Other Revenue								\$0
Total	\$150,000	\$0	\$3,600,000	\$0	\$0	\$0	\$0	\$3,750,000

Operating Impacts:	Prior	2024	2025	2026	2027	2028	Future	Total
Personnel								\$0
Operating				\$17,365	\$18,233	\$19,145		\$54,743
Capital								\$0
Offsets								\$0
Total	\$0	\$0	\$0	\$17,365	\$18,233	\$19,145	\$0	\$54,743



Capital Improvement Program FY2024 thru FY2028 Project Request Form

Project Title: Apparatus Replacement Program

Project Code: HFD2

Project Priority: Priority 2

Project Type: REPLACEMENT

Start Date (FYE): 2024

Department: 320132

Status: Active

Completion Date (FYE): 2035

Description:

Comprehensive Apparatus Replacement Plan for all major apparatus (Engines, Ladder Trucks, Heavy Technical Rescue Vehicles) in the fleet. This plan replaces a 2000 Engine in 2024, a 2003 Engine in 2026, a 2000 brush truck in 2027, and a 2007 Engine in 2028.

Justifications:

- Mandated
- x-Remove hazards
- x-Maintains service
- x-Increase efficiency
- Increase revenues
- Improves service
- New service
- Convenience
- Other

Explanation:

The Fire Department has developed a comprehensive 15-year replacement plan for all major vehicles in the fleet. By creating a plan based on objective empirical data, the City can more effectively predict and plan for replacement of essential fire apparatus. Projects listed below include replacement of an Engine in 2024, an Engine in 2026, a brush truck in 2027, and an engine in 2028. Out year projects are listed in the plan.

Goals and Objectives

Alternative:

Maintain the status quo of replacing certain vehicles on a linear schedule, based on years of service factor.

G 15
O 15.2

Expenditures:	Prior	2024	2025	2026	2027	2028	Future	Total
Planning								\$0
Land								\$0
Construction								\$0
Equipment		\$1,200,000		\$1,500,000	\$250,000	\$1,750,000		\$4,700,000
Other Expenses								\$0
Total	\$0	\$1,200,000	\$0	\$1,500,000	\$250,000	\$1,750,000	\$0	\$4,700,000

Funding Sources:	Prior	2024	2025	2026	2027	2028	Future	Total
General Revenue		\$1,200,000		\$1,500,000	\$250,000	\$1,750,000		\$4,700,000
Enterprise Revenue								\$0
Bond Proceeds								\$0
Grants								\$0
Capital Project Fund								\$0
Other Revenue								\$0
Total	\$0	\$1,200,000	\$0	\$1,500,000	\$250,000	\$1,750,000	\$0	\$4,700,000

Operating Impacts:	Prior	2024	2025	2026	2027	2028	Future	Total
Personnel								\$0
Operating								\$0
Capital								\$0
Offsets								\$0
Total	\$0	\$0	\$0	\$0	\$0	\$0	\$0	\$0



Capital Improvement Program FY2024 thru FY2028 Project Request Form

Project Title: Protective Equipment Replacement

Project Code: HFD3

Project Priority: Priority 2

Project Type: NEW

Start Date (FYE): 2025

Department: 320132

Status: Active

Completion Date (FYE): 2027

Description:

Replacement of Firefighter Protective Equipment.

Justifications:

- Mandated
- Remove hazards
- x-Maintains service
- Increase efficiency
- Increase revenues
- Improves service
- New service
- Convenience
- Other

Explanation:

The purpose of this project is to ensure a regularly recurring replacement of structural firefighting personal protective equipment in accordance with national standards which recommends replacement of a set of PPE (based on normal wear and tear) every ten years. We propose splitting this into 3 years to minimize impact on any one budget year.

Alternative:

Continue to use gear past recommended life span.

Goals and Objectives

G 15
O 15.2

Expenditures:	Prior	2024	2025	2026	2027	2028	Future	Total
Planning								\$0
Land								\$0
Construction								\$0
Equipment			\$90,000	\$90,000	\$90,000			\$270,000
Other Expenses								\$0
Total	\$0	\$0	\$90,000	\$90,000	\$90,000	\$0	\$0	\$270,000

Funding Sources:	Prior	2024	2025	2026	2027	2028	Future	Total
General Revenue			\$90,000	\$90,000	\$90,000			\$270,000
Enterprise Revenue								\$0
Bond Proceeds								\$0
Grants								\$0
Capital Project Fund								\$0
Other Revenue								\$0
Total	\$0	\$0	\$90,000	\$90,000	\$90,000	\$0	\$0	\$270,000

Operating Impacts:	Prior	2024	2025	2026	2027	2028	Future	Total
Personnel								\$0
Operating								\$0
Capital								\$0
Offsets								\$0
Total	\$0	\$0	\$0	\$0	\$0	\$0	\$0	\$0



Capital Improvement Program FY2024 thru FY2028 Project Request Form

Project Title: Fire Station #5 (Park View)
Project Code: HFD4
Project Priority: Priority 2 **Project Type:** NEW **Start Date (FYE):** 2024
Department: 320132 **Status:** Active **Completion Date (FYE):** 2025

Description:

New fire station for the Park View area, which will improve response times to this area. The addition of this station would qualify the City to attain an ISO Class 1 credential and be one of only 240 Departments nationwide to hold such a grading (out of 47,000). When this station is built, 15 additional personnel will have to be hired, and a new (additional) fire engine will have to be purchased. Station is projected to be approximately 15,000 sq. ft. Costs below represent the general fire station and fire engine costs.

Justifications:

- Mandated
- Remove hazards
- Maintains service
- x-Increase efficiency
- Increase revenues
- x-Improves service
- New service
- Convenience
- Other

Explanation:

Response times to this area are the longest of any in the city. The addition of this station will reduce response times, and provide better services to the residents of this area. It is expected that this station would handle at least 1000 calls for service in its first year of operation. VMRC and EMU are both located in this district, as well as rapidly expanding commercial growth and significant residential settings. This would also reduce response times along West Market Street (depending on exact location).

Goals and Objectives

G 15
O 15.2

If the Station is funded, staff would pursue a federal grant to pay for the personnel costs identified. If awarded, the grant would pay 100 percent of the personnel costs for the initial three years of employment and then transfer the costs to the City thereafter. The design intends to incorporate sustainable features including rooftop solar panels to provide primary power to the facility.

Alternative:

Relocate existing Fire Station 4 to an area which will continue to serve its existing area, as well as better serve the Park View area.

Expenditures:	Prior	2024	2025	2026	2027	2028	Future	Total
Planning								\$0
Land		\$300,000						\$300,000
Construction			\$3,600,000					\$3,600,000
Equipment			\$1,100,000					\$1,100,000
Other Expenses								\$0
Total	\$0	\$300,000	\$4,700,000	\$0	\$0	\$0	\$0	\$5,000,000

Funding Sources:	Prior	2024	2025	2026	2027	2028	Future	Total
General Revenue								\$0
Enterprise Revenue								\$0
Bond Proceeds								\$0
Grants								\$0
Capital Project Fund								\$0
Other Revenue		\$300,000	\$4,700,000					\$5,000,000
Total	\$0	\$300,000	\$4,700,000	\$0	\$0	\$0	\$0	\$5,000,000

Operating Impacts:	Prior	2024	2025	2026	2027	2028	Future	Total
Personnel					\$871,000		\$871,000	\$1,742,000
Operating							\$15,202	\$15,202
Capital								\$0
Offsets				9				\$0
Total	\$0	\$0	\$0	\$0	\$871,000	\$0	\$886,202	\$1,757,202



Capital Improvement Program FY2024 thru FY2028 Project Request Form

Project Title: Construct New ECC

Project Code: HRECC2

Project Priority: Priority 2

Project Type: REPLACEMENT

Start Date (FYE): 2028

Department: 321132

Status: Active

Completion Date (FYE): 2028

Description:

Plan, construct, and equip a new Emergency Communications Center Building.

Justifications:

- Mandated
- Remove hazards
- x-Maintains service
- Increase efficiency
- Increase revenues
- Improves service
- New service
- Convenience
- Other

Explanation:

The current facility was renovated in 2005 with a 10-15 year operational period. Operational, technical, and administrative areas are at maximum capacity with no growth space possible. Moving this forward to 2028 so that we can do some research and update the plan.

The design will evaluate appropriate sustainability and energy efficiency measures suitable for data centers and/or 24/7 emergency operations centers.

Goals and Objectives

Alternative:

None.

G 15
O 15.2

Expenditures:	Prior	2024	2025	2026	2027	2028	Future	Total
Planning						\$150,000		\$150,000
Land						\$500,000		\$500,000
Construction						\$6,500,000		\$6,500,000
Equipment						\$2,300,000		\$2,300,000
Other Expenses								\$0
Total	\$0	\$0	\$0	\$0	\$0	\$9,450,000	\$0	\$9,450,000

Funding Sources:	Prior	2024	2025	2026	2027	2028	Future	Total
General Revenue						\$250,000		\$250,000
Enterprise Revenue								\$0
Bond Proceeds						\$4,400,000		\$4,400,000
Grants						\$150,000		\$150,000
Capital Project Fund								\$0
Other Revenue						\$4,650,000		\$4,650,000
Total	\$0	\$0	\$0	\$0	\$0	\$9,450,000	\$0	\$9,450,000

Operating Impacts:	Prior	2024	2025	2026	2027	2028	Future	Total
Personnel								\$0
Operating								\$0
Capital								\$0
Offsets								\$0
Total	\$0	\$0	\$0	\$0	\$0	\$0	\$0	\$0



Capital Improvement Program FY2024 thru FY2028 Project Request Form

Project Title: Replace Microwave Radio System

Project Code: HRECC3

Project Priority: Priority 2

Project Type: REPLACEMENT

Start Date (FYE): 2024

Department: 321132

Status: Active

Completion Date (FYE): 2025

Description:

Replace the Microwave radio system that links 11 radio sites and the ECC across the City and County.

Justifications:

- Mandated
- Remove hazards
- x-Maintains service
- Increase efficiency
- Increase revenues
- Improves service
- New service
- Convenience
- Other

Explanation:

Replaces obsolete electronics and 22 dish antennas. Equipment was originally planned for replacement in FY2018 but alternative parts were found; prolonging lifespan.

Alternative:

Run and lease dual fiber optic cables to each site. Cost is approximately \$55,000 per month.

Goals and Objectives

G 15
O 15.2

Expenditures:	Prior	2024	2025	2026	2027	2028	Future	Total
Planning		\$50,000	\$50,000					\$100,000
Land								\$0
Construction		\$100,000	\$100,000					\$200,000
Equipment		\$1,000,000	\$1,000,000					\$2,000,000
Other Expenses		\$100,000	\$100,000					\$200,000
Total	\$0	\$1,250,000	\$1,250,000	\$0	\$0	\$0	\$0	\$2,500,000

Funding Sources:	Prior	2024	2025	2026	2027	2028	Future	Total
General Revenue	\$300,000		\$312,500					\$612,500
Enterprise Revenue								\$0
Bond Proceeds								\$0
Grants								\$0
Capital Project Fund	\$1,275,000							\$1,275,000
Other Revenue	\$300,000		\$312,500					\$612,500
Total	\$1,875,000	\$0	\$625,000	\$0	\$0	\$0	\$0	\$2,500,000

Operating Impacts:	Prior	2024	2025	2026	2027	2028	Future	Total
Personnel								\$0
Operating								\$0
Capital								\$0
Offsets								\$0
Total	\$0	\$0	\$0	\$0	\$0	\$0	\$0	\$0



Capital Improvement Program FY2024 thru FY2028 Project Request Form

Project Title: CAD High Availability

Project Code: HRECC12

Project Priority: Priority 2

Project Type: IMPROVEMENT

Start Date (FYE): 2026

Department: 321132

Status: Active

Completion Date (FYE): 2026

Description:

Modify the CAD network and operations so that the system operates a "high availability" with full redundancy.

Justifications:

- Mandated
- Remove hazards
- Maintains service
- Increase efficiency
- Increase revenues
- x-Improves service
- New service
- Convenience
- Other

Explanation:

Looking to make changes that would allow upgrades and maintenance to take place without downtime to the users across the CAD and all related user systems (Police & Fire RMS systems, jail programs etc). This would also allow the ECC Operations Floor to continue operating on the CAD if the server equipment was lost at ECC w/near zero downtime and allow the back up center to be operational with near zero downtime.

Goals and Objectives

G 15
O 15.2

Alternative:

We could operate as we are. However, we will lose a minimum of 8 hours of data on all servers and applications as we switch to the back up servers. All maintenance and upgrades will require business hour outages ranging from 2 to 8 hours each time.

Expenditures:	Prior	2024	2025	2026	2027	2028	Future	Total
Planning								\$0
Land								\$0
Construction								\$0
Equipment				\$500,000				\$500,000
Other Expenses								\$0
Total	\$0	\$0	\$0	\$500,000	\$0	\$0	\$0	\$500,000

Funding Sources:	Prior	2024	2025	2026	2027	2028	Future	Total
General Revenue				\$125,000				\$125,000
Enterprise Revenue								\$0
Bond Proceeds								\$0
Grants								\$0
Capital Project Fund								\$0
Other Revenue				\$375,000				\$375,000
Total	\$0	\$0	\$0	\$500,000	\$0	\$0	\$0	\$500,000

Operating Impacts:	Prior	2024	2025	2026	2027	2028	Future	Total
Personnel								\$0
Operating								\$0
Capital								\$0
Offsets								\$0
Total	\$0	\$0	\$0	\$0	\$0	\$0	\$0	\$0



Capital Improvement Program FY2024 thru FY2028 Project Request Form

Project Title: Network Backup Solution Upgrade

Project Code: HRECC11

Project Priority: Priority 3

Project Type: SYSTEM UPGRADE

Start Date (FYE): 2024

Department: 321132

Status: Active

Completion Date (FYE): 2024

Description:

Improve CAD and ECC back up system and storage.

Justifications:

- Mandated
- Remove hazards
- Maintains service
- Increase efficiency
- Increase revenues
- x-Improves service
- New service
- Convenience
- Other

Explanation:

Updating/replacing the current Veeam solution with the Cohesity backup solution. The current solution requires numerous ECC IT personnel man hours, as well as consultant and vendor interjection to keep the system operating as it should. Solid and consistent back ups are the only way we survive a cyberattack and how we recover from potential system failures. This option allows us access to greatly improved ransomware and other cybersecurity tools for increased security.

Alternative:

We could continue to simply upgrade the existing system with hardware/software refreshes for a less expensive option but we leave our systems less secure and risk having data loss during our times of ongoing maintenance & storage issues with the current system.

Goals and Objectives

- G 15
- O 15.2

Expenditures:	Prior	2024	2025	2026	2027	2028	Future	Total
Planning								\$0
Land								\$0
Construction								\$0
Equipment		\$75,000						\$75,000
Other Expenses		\$75,000						\$75,000
Total	\$0	\$150,000	\$0	\$0	\$0	\$0	\$0	\$150,000

Funding Sources:	Prior	2024	2025	2026	2027	2028	Future	Total
General Revenue		\$75,000						\$75,000
Enterprise Revenue								\$0
Bond Proceeds								\$0
Grants								\$0
Capital Project Fund								\$0
Other Revenue		\$75,000						\$75,000
Total	\$0	\$150,000	\$0	\$0	\$0	\$0	\$0	\$150,000

Operating Impacts:	Prior	2024	2025	2026	2027	2028	Future	Total
Personnel								\$0
Operating								\$0
Capital								\$0
Offsets								\$0
Total	\$0	\$0	\$0	\$0	\$0	\$0	\$0	\$0



Capital Improvement Program FY2024 thru FY2028 Project Request Form

Project Title: UPS Replacement

Project Code: HRECC13

Project Priority: Priority 2

Project Type: REPLACEMENT

Start Date (FYE): 2026

Department: 321132

Status: Active

Completion Date (FYE): 2026

Description:

Update the 2004 Uninterruptible Power Supply (UPS).

Justifications:

- Mandated
- Remove hazards
- x-Maintains service
- Increase efficiency
- Increase revenues
- Improves service
- New service
- Convenience
- Other

Explanation:

The UPS keeps ECC running as a bridge to the generator and in the event of a generator failure. New batteries were required in 2022 to keep the system operational and should be capable of running the system for another couple of years.

Alternative:

None. Failure to update this aging system runs the risk of causing major damage to the numerous computers/servers/phones/etc in a power failure. Due to the age of the system, confidence in the system to maintain or extend the life of the batteries is very low.

Goals and Objectives

G 15
O 15.2

Expenditures:	Prior	2024	2025	2026	2027	2028	Future	Total
Planning								\$0
Land								\$0
Construction								\$0
Equipment				\$300,000				\$300,000
Other Expenses				\$100,000				\$100,000
Total	\$0	\$0	\$0	\$400,000	\$0	\$0	\$0	\$400,000

Funding Sources:	Prior	2024	2025	2026	2027	2028	Future	Total
General Revenue				\$200,000				\$200,000
Enterprise Revenue								\$0
Bond Proceeds								\$0
Grants								\$0
Capital Project Fund								\$0
Other Revenue				\$200,000				\$200,000
Total	\$0	\$0	\$0	\$400,000	\$0	\$0	\$0	\$400,000

Operating Impacts:	Prior	2024	2025	2026	2027	2028	Future	Total
Personnel								\$0
Operating								\$0
Capital								\$0
Offsets								\$0
Total	\$0	\$0	\$0	\$0	\$0	\$0	\$0	\$0



Capital Improvement Program FY2024 thru FY2028 Project Request Form

Project Title: Radio System Server Replacement

Project Code: HRECC15

Project Priority: Priority 2

Project Type: REPLACEMENT

Start Date (FYE): 2024

Department: 321132

Status: Active

Completion Date (FYE): 2024

Description:

Replace Radio Servers (2008/2010 Servers) as they have passed their age out and end of life dates.

Justifications:

- Mandated
- Remove hazards
- x-Maintains service
- Increase efficiency
- Increase revenues
- Improves service
- New service
- Convenience
- Other

Explanation:

This was a contributing factor to the month long radio trouble in July/August 2022. Replacing these servers is imperative to maintaining cybersecurity on this network.

Alternative:

None. Failure to update this aging system runs the risk of causing major damage to the numerous radios that access the system and could lead to a major radio outage disrupting or cutting off radio communications for emergency responders.

Goals and Objectives

G 15
O 15.2

Expenditures:	Prior	2024	2025	2026	2027	2028	Future	Total
Planning								\$0
Land								\$0
Construction								\$0
Equipment		\$350,000						\$350,000
Other Expenses		\$150,000						\$150,000
Total	\$0	\$500,000	\$0	\$0	\$0	\$0	\$0	\$500,000

Funding Sources:	Prior	2024	2025	2026	2027	2028	Future	Total
General Revenue		\$250,000						\$250,000
Enterprise Revenue								\$0
Bond Proceeds								\$0
Grants								\$0
Capital Project Fund								\$0
Other Revenue		\$250,000						\$250,000
Total	\$0	\$500,000	\$0	\$0	\$0	\$0	\$0	\$500,000

Operating Impacts:	Prior	2024	2025	2026	2027	2028	Future	Total
Personnel								\$0
Operating								\$0
Capital								\$0
Offsets								\$0
Total	\$0	\$0	\$0	\$0	\$0	\$0	\$0	\$0



Capital Improvement Program FY2024 thru FY2028 Project Request Form

Project Title: Recording System Upgrade

Project Code: HRECC16

Project Priority: Priority 2

Project Type: SYSTEM UPGRADE

Start Date (FYE): 2027

Department: 321132

Status: Active

Completion Date (FYE): 2027

Description:

The Exacom recording software, which records all phone and radio traffic will be due for a software (and some minimal hardware) refresh in 2027.

Justifications:

- Mandated
- Remove hazards
- x-Maintains service
- Increase efficiency
- Increase revenues
- Improves service
- New service
- Convenience
- Other

Explanation:

The recording system was last refreshed in 2021 and to remain compatible with interfacing systems (phone/radio/CAD), cybersecurity, and overall current technology undergoes a refresh every 5-6 years.

Alternative:

We could use the current system for additional years without updates. Failure to update this type of technology greatly increases our risk of a cyber incident and could affect the security of the systems (phone/radio/CAD) it must interface to. As the other services (phone/radio/CAD) change, an updated recorder runs the risk of not being able to correctly interface and could affect our ability to record the necessary traffic.

Goals and Objectives

G 15
O 15.2

Expenditures:	Prior	2024	2025	2026	2027	2028	Future	Total
Planning								\$0
Land								\$0
Construction								\$0
Equipment					\$200,000			\$200,000
Other Expenses					\$50,000			\$50,000
Total	\$0	\$0	\$0	\$0	\$250,000	\$0	\$0	\$250,000

Funding Sources:	Prior	2024	2025	2026	2027	2028	Future	Total
General Revenue					\$125,000			\$125,000
Enterprise Revenue								\$0
Bond Proceeds								\$0
Grants								\$0
Capital Project Fund								\$0
Other Revenue					\$125,000			\$125,000
Total	\$0	\$0	\$0	\$0	\$250,000	\$0	\$0	\$250,000

Operating Impacts:	Prior	2024	2025	2026	2027	2028	Future	Total
Personnel								\$0
Operating								\$0
Capital								\$0
Offsets								\$0
Total	\$0	\$0	\$0	\$0	\$0	\$0	\$0	\$0



Capital Improvement Program FY2024 thru FY2028 Project Request Form

Project Title: 9-1-1 Phone System Upgrade
Project Code: HRECC17
Project Priority: Priority 2 **Project Type:** SYSTEM UPGRADE **Start Date (FYE):** 2028
Department: 321132 **Status:** Active **Completion Date (FYE):** 2028

Description:

The Vesta 9-1-1 Call Handling System which handles all incoming 9-1-1 lines, emergency and non-emergency phone lines and presents calls to frontline staff for processing will be due for a software and hardware refresh in 2028.

Justifications:

- Mandated
- Remove hazards
- x-Maintains service
- Increase efficiency
- Increase revenues
- Improves service
- New service
- Convenience
- Other

Explanation:

The phone system was last refreshed in 2022 and to remain compatible with interfacing systems (phone/radio/CAD), cybersecurity, and overall current technology undergoes a refresh every 5-6 years.

Alternative:

We could use the current system for additional years without updates. Failure to update this type of technology greatly increases our risk of a cyber incident and could affect the security of the systems (recorder/radio/CAD) it must interface to. As the other services (recorder/radio/CAD) change, an out of date phone system runs the risk of not presenting or processing calls appropriately.

Goals and Objectives

G 15
O 15.2

Expenditures:	Prior	2024	2025	2026	2027	2028	Future	Total
Planning								\$0
Land								\$0
Construction								\$0
Equipment						\$900,000		\$900,000
Other Expenses						\$300,000		\$300,000
Total	\$0	\$0	\$0	\$0	\$0	\$1,200,000	\$0	\$1,200,000

Funding Sources:	Prior	2024	2025	2026	2027	2028	Future	Total
General Revenue						\$600,000		\$600,000
Enterprise Revenue								\$0
Bond Proceeds								\$0
Grants								\$0
Capital Project Fund								\$0
Other Revenue						\$600,000		\$600,000
Total	\$0	\$0	\$0	\$0	\$0	\$1,200,000	\$0	\$1,200,000

Operating Impacts:	Prior	2024	2025	2026	2027	2028	Future	Total
Personnel								\$0
Operating								\$0
Capital								\$0
Offsets								\$0
Total	\$0	\$0	\$0	\$0	\$0	\$0	\$0	\$0



Capital Improvement Program FY2024 thru FY2028 Project Request Form

Project Title: Radio Consoles Back up ECC
Project Code: HRECC18
Project Priority: Priority 2 **Project Type:** SYSTEM UPGRADE **Start Date (FYE):** 2026
Department: 321132 **Status:** Active **Completion Date (FYE):** 2026

Description:

Add complete radio consoles to existing (planned) workstations at the ECC back up site (Radio Shop).

Justifications:

- Mandated
- Remove hazards
- Maintains service
- Increase efficiency
- Increase revenues
- x-Improves service
- New service
- Convenience
- Other

Explanation:

During the creation and set up of the ECC back up site it was learned that a complete radio console was drastically more than we had expected or budgeted for. Originally, we had considered using scaled back radio consoles but this greatly hampers our ability to offer "same level service" to our community and responders from the back up site.

Alternative:

We could purchase scaled back consoles for approximately half the cost of the full consoles. This doesn't allow us to strategically position staff in the event of a future pandemic as seamlessly. This doesn't allow us to offer "same level service" to the field units. This reduces our ability to train new hires on the full radio console. We could continue to use mobile (same radios used in the squads, and fire apparatus) which is the cheapest route. This option drastically reduces our service level to field units and effectively eliminates the ability to train new hires on our consoles during classroom instruction.

Goals and Objectives

G 15
O 15.2

Expenditures:	Prior	2024	2025	2026	2027	2028	Future	Total
Planning								\$0
Land								\$0
Construction								\$0
Equipment				\$275,000				\$275,000
Other Expenses				\$25,000				\$25,000
Total	\$0	\$0	\$0	\$300,000	\$0	\$0	\$0	\$300,000

Funding Sources:	Prior	2024	2025	2026	2027	2028	Future	Total
General Revenue				\$150,000				\$150,000
Enterprise Revenue								\$0
Bond Proceeds								\$0
Grants								\$0
Capital Project Fund								\$0
Other Revenue				\$150,000				\$150,000
Total	\$0	\$0	\$0	\$300,000	\$0	\$0	\$0	\$300,000

Operating Impacts:	Prior	2024	2025	2026	2027	2028	Future	Total
Personnel								\$0
Operating								\$0
Capital								\$0
Offsets								\$0
Total	\$0	\$0	\$0	\$0	\$0	\$0	\$0	\$0



Capital Improvement Program FY2024 thru FY2028 Project Request Form

Project Title: HVAC System Replacement

Project Code: HRECC8

Project Priority: Priority 2

Project Type: REPLACEMENT

Start Date (FYE): 2024

Department: 321132

Status: Active

Completion Date (FYE): 2024

Description:

Replace the HVAC system that controls the temperature to the Operations Floor.

Justifications:

- Mandated
- Remove hazards
- x-Maintains service
- Increase efficiency
- Increase revenues
- Improves service
- New service
- Convenience
- Other

Explanation:

The current HVAC system controlling the temperature on the Operations Floor has not been replaced in many years. Investigation into the exact installation/upgrade dates is underway. The maintenance agreement this year added additional costs for freon, which is an indicator that the system is nearing end of life and will become costly to service. Emergency Communications Centers require year round cooling (even in winter) to remain temperate and to protect the large amount of electronics on the floor.

Alternative:

We will continue to service the existing system for the next fiscal year but must plan for replacement as soon as possible to avoid full system failure and to avoid mounting expensive emergency repairs.

Goals and Objectives

G 15
O 15.2

Expenditures:	Prior	2024	2025	2026	2027	2028	Future	Total
Planning								\$0
Land								\$0
Construction								\$0
Equipment		\$250,000						\$250,000
Other Expenses		\$150,000						\$150,000
Total	\$0	\$400,000	\$0	\$0	\$0	\$0	\$0	\$400,000

Funding Sources:	Prior	2024	2025	2026	2027	2028	Future	Total
General Revenue		\$200,000						\$200,000
Enterprise Revenue								\$0
Bond Proceeds								\$0
Grants								\$0
Capital Project Fund								\$0
Other Revenue		\$200,000						\$200,000
Total	\$0	\$400,000	\$0	\$0	\$0	\$0	\$0	\$400,000

Operating Impacts:	Prior	2024	2025	2026	2027	2028	Future	Total
Personnel								\$0
Operating								\$0
Capital								\$0
Offsets								\$0
Total	\$0	\$0	\$0	\$0	\$0	\$0	\$0	\$0



Capital Improvement Program FY2024 thru FY2028 Project Request Form

Project Title: Cisco Switch Hardware Refresh Program
Project Code: HRECC10
Project Priority: Priority 2 **Project Type:** REPLACEMENT **Start Date (FYE):** 2025
Department: 321132 **Status:** Active **Completion Date (FYE):** 2025

Description:

Replace aging Cisco switches on various parts of the network.

Justifications:

- Mandated
- Remove hazards
- x-Maintains service
- Increase efficiency
- Increase revenues
- Improves service
- New service
- Convenience
- Other

Explanation:

Replacing and adding switches for redundancy at the back up site in FY23 for \$20,000.
 Replacing and upgrading the 4 core switches for the CAD network, which will have reached their "age out" in FY2025.

Alternative:

Could be replaced with a less expensive model however, ECC suffered a network intrusion event in the fall of 2020 and it is important to continue to harden our various networks to prevent, detect, and respond to any future attacks.

Goals and Objectives

G 15
O 15.2

Expenditures:	Prior	2024	2025	2026	2027	2028	Future	Total
Planning								\$0
Land								\$0
Construction								\$0
Equipment			\$170,000					\$170,000
Other Expenses								\$0
Total	\$0	\$0	\$170,000	\$0	\$0	\$0	\$0	\$170,000

Funding Sources:	Prior	2024	2025	2026	2027	2028	Future	Total
General Revenue			\$85,000					\$85,000
Enterprise Revenue								\$0
Bond Proceeds								\$0
Grants								\$0
Capital Project Fund								\$0
Other Revenue			\$85,000					\$85,000
Total	\$0	\$0	\$170,000	\$0	\$0	\$0	\$0	\$170,000

Operating Impacts:	Prior	2024	2025	2026	2027	2028	Future	Total
Personnel								\$0
Operating								\$0
Capital								\$0
Offsets								\$0
Total	\$0	\$0	\$0	\$0	\$0	\$0	\$0	\$0



Capital Improvement Program FY2024 thru FY2028 Project Request Form

Project Title: Renovation of Old Municipal Building

Project Code: MGR3

Project Priority: Priority 2

Project Type: RENOVATION

Start Date (FYE): 2024

Department: 9101

Status: Active

Completion Date (FYE): 2025

Description:

Renovation of building currently at 345 South Main Street. The renovations will be designed to meet the Virginia Green Building Standard. Solar panels will be evaluated for this project.

Justifications:

- Mandated
- Remove hazards
- Maintains service
- x-Increase efficiency
- Increase revenues
- x-Improves service
- New service
- Convenience
- x-Other

Explanation:

This will provide renovations to the building for code compliance, energy efficiency, and additional work space for City office expansion.

Alternative:

Maintain the building in its existing condition.

Goals and Objectives

- G 10
- O 10.3
- G 14
- O 18.2

Expenditures:	Prior	2024	2025	2026	2027	2028	Future	Total
Planning	\$75,000	\$600,000						\$675,000
Land								\$0
Construction	\$570,000		\$3,000,000	\$3,000,000				\$6,570,000
Equipment								\$0
Other Expenses								\$0
Total	\$645,000	\$600,000	\$3,000,000	\$3,000,000	\$0	\$0	\$0	\$7,245,000

Funding Sources:	Prior	2024	2025	2026	2027	2028	Future	Total
General Revenue	\$645,000	\$600,000	\$3,000,000	\$3,000,000				\$7,245,000
Enterprise Revenue								\$0
Bond Proceeds								\$0
Grants								\$0
Capital Project Fund								\$0
Other Revenue								\$0
Total	\$645,000	\$600,000	\$3,000,000	\$3,000,000	\$0	\$0	\$0	\$7,245,000

Operating Impacts:	Prior	2024	2025	2026	2027	2028	Future	Total
Personnel								\$0
Operating			\$99,400	\$101,400			\$103,400	\$304,200
Capital								\$0
Offsets								\$0
Total	\$0	\$0	\$99,400	\$101,400	\$0	\$0	\$103,400	\$304,200



Capital Improvement Program FY2024 thru FY2028 Project Request Form

Project Title: Harrison House Renovations

Project Code: MGR4

Project Priority: Priority 3

Project Type: RENOVATION

Start Date (FYE): 2015

Department: 9101

Status: Active

Completion Date (FYE): 2024

Description:

Renovate the Thomas Harrison House.

Justifications:

- Mandated
- Remove hazards
- Maintains service
- Increase efficiency
- Increase revenues
- Improves service
- New service
- Convenience
- x-Other

Explanation:

Project includes research, archeological excavation, documentation and restoration of building, gardens, etc. to try to restore property as much as possible to "original" conditions.

Alternative:

Loss of significant historical property.

Goals and Objectives

- G 10
- O 10.3
- O 18.2

Expenditures:	Prior	2024	2025	2026	2027	2028	Future	Total
Planning								\$0
Land	\$565,000							\$565,000
Construction		\$1,000,000						\$1,000,000
Equipment								\$0
Other Expenses								\$0
Total	\$565,000	\$1,000,000	\$0	\$0	\$0	\$0	\$0	\$1,565,000

Funding Sources:	Prior	2024	2025	2026	2027	2028	Future	Total
General Revenue	\$565,000	\$300,000						\$865,000
Enterprise Revenue								\$0
Bond Proceeds								\$0
Grants								\$0
Capital Project Fund		\$200,000						\$200,000
Other Revenue		\$500,000						\$500,000
Total	\$565,000	\$1,000,000	\$0	\$0	\$0	\$0	\$0	\$1,565,000

Operating Impacts:	Prior	2024	2025	2026	2027	2028	Future	Total
Personnel								\$0
Operating			\$12,600	\$12,900	\$13,200		\$13,500	\$52,200
Capital								\$0
Offsets								\$0
Total	\$0	\$0	\$12,600	\$12,900	\$13,200	\$0	\$13,500	\$52,200



Capital Improvement Program FY2024 thru FY2028 Project Request Form

Project Title: Courts Building Project

Project Code: GP012428

Project Priority: Priority 2

Project Type: RENOVATION

Start Date (FYE): 2025

Department: 9101

Status: Active

Completion Date (FYE): 2027

Description:

To make improvements to provide adequate facilities for employees at the Harrisonburg-Rockingham General District Court.

Justifications:

- Mandated
- Remove hazards
- Maintains service
- Increase efficiency
- Increase revenues
- x-Improves service
- New service
- Convenience
- Other

Explanation:

Anticipated growth in Rockingham County and the City of Harrisonburg over the next five to ten years will exceed the space needs of current facilities. Current court facilities will not adequately accommodate anticipated growth over the next five to 10 years.

The improved facilities should maintain the buildings in a state of good repair and good condition. The improvements should also minimize or, if possible, eliminate any threats to the safety of the public and the resident employees.

Goals and Objectives

Alternative:

Maintain existing facilities.

G 14

Expenditures:	Prior	2024	2025	2026	2027	2028	Future	Total
Planning								\$0
Land								\$0
Construction			\$500,000	\$25,000,000	\$25,000,000			\$50,500,000
Equipment								\$0
Other Expenses								\$0
Total	\$0	\$0	\$500,000	\$25,000,000	\$25,000,000	\$0	\$0	\$50,500,000

Funding Sources:	Prior	2024	2025	2026	2027	2028	Future	Total
General Revenue								\$0
Enterprise Revenue								\$0
Bond Proceeds			\$250,000	\$12,500,000	\$12,500,000			\$25,250,000
Grants								\$0
Capital Project Fund								\$0
Other Revenue			\$250,000	\$12,500,000	\$12,500,000			\$25,250,000
Total	\$0	\$0	\$500,000	\$25,000,000	\$25,000,000	\$0	\$0	\$50,500,000

Operating Impacts:	Prior	2024	2025	2026	2027	2028	Future	Total
Personnel								\$0
Operating								\$0
Capital								\$0
Offsets								\$0
Total	\$0	\$0	\$0	\$0	\$0	\$0	\$0	\$0



Capital Improvement Program FY2024 thru FY2028 Project Request Form

Project Title: HVAC Upgrades District Courts and Old Courthouse

Project Code: GP022428

Project Priority: Priority 2

Project Type: SYSTEM UPGRADE

Start Date (FYE): 2024

Department: 9101

Status: Active

Completion Date (FYE): 2025

Description:

To upgrade the HVAC systems within the Districts Courts and Old Courthouse buildings.

Justifications:

- Mandated
- Remove hazards
- x-Maintains service
- Increase efficiency
- Increase revenues
- Improves service
- New service
- Convenience
- Other

Explanation:

The HVAC systems within the Districts Courts and Old Courthouse buildings are in need of upgrades.

Alternative:

Maintain existing facilities.

Goals and Objectives

G 14

Expenditures:	Prior	2024	2025	2026	2027	2028	Future	Total
Planning								\$0
Land								\$0
Construction								\$0
Equipment		\$900,000	\$1,300,000					\$2,200,000
Other Expenses								\$0
Total	\$0	\$900,000	\$1,300,000	\$0	\$0	\$0	\$0	\$2,200,000

Funding Sources:	Prior	2024	2025	2026	2027	2028	Future	Total
General Revenue		\$450,000	\$650,000					\$1,100,000
Enterprise Revenue								\$0
Bond Proceeds								\$0
Grants								\$0
Capital Project Fund								\$0
Other Revenue		\$450,000	\$650,000					\$1,100,000
Total	\$0	\$900,000	\$1,300,000	\$0	\$0	\$0	\$0	\$2,200,000

Operating Impacts:	Prior	2024	2025	2026	2027	2028	Future	Total
Personnel								\$0
Operating								\$0
Capital								\$0
Offsets								\$0
Total	\$0	\$0	\$0	\$0	\$0	\$0	\$0	\$0



Capital Improvement Program FY2024 thru FY2028 Project Request Form

Project Title: Country Club Road (2) bridges (43372)

Project Code: PWSTBG03

Project Priority: Priority 2

Project Type: REPLACEMENT

Start Date (FYE): Beyond

Department: 410241

Status: Active

Completion Date (FYE): Beyond

Description:

Replace (2) two bridges over Sieberts Creek. The first structure is #6586 and is located at the Superior Concrete entrance off of Country Club Road. The second is structure #6585 and is located near Spotswood Trailer Park on Country Club Road. Both structures are planned for beyond due to the planned I-81 reconstruction and potential impacts to the I-81 over Country Club Road bridge. If those structures are replaced more ability for improvements to Country Club Rd become available, and bridge replacement would be incorporated into those projects.

Justifications:

- Mandated
- x-Remove hazards
- x-Maintains service
- Increase efficiency
- Increase revenues
- x-Improves service
- New service
- Convenience
- Other

Explanation:

Improve the condition rating of the structure, and improve drainage concerns in the immediate area.

Alternative:

Bridge structure #6586 may be replaced prior to beyond, due to the potential development of the Quarry property. If that development occurs, PW will work with the developer to replace this structure. With the development occurring, PW would request participation in the structure replacement cost.

Goals and Objectives

G 13
O 13.1

Expenditures:

	Prior	2024	2025	2026	2027	2028	Future	Total
Planning							\$900,000	\$900,000
Land							\$500,000	\$500,000
Construction							\$3,000,000	\$3,000,000
Equipment								\$0
Other Expenses								\$0
Total	\$0	\$0	\$0	\$0	\$0	\$0	\$4,400,000	\$4,400,000

Funding Sources:

	Prior	2024	2025	2026	2027	2028	Future	Total
General Revenue							\$1,700,000	\$1,700,000
Enterprise Revenue								\$0
Bond Proceeds								\$0
Grants							\$2,200,000	\$2,200,000
Capital Project Fund								\$0
Other Revenue							\$500,000	\$500,000
Total	\$0	\$0	\$0	\$0	\$0	\$0	\$4,400,000	\$4,400,000

Operating Impacts:

	Prior	2024	2025	2026	2027	2028	Future	Total
Personnel								\$0
Operating								\$0
Capital								\$0
Offsets								\$0
Total	\$0	\$0	\$0	\$0	\$0	\$0	\$0	\$0



Capital Improvement Program FY2024 thru FY2028 Project Request Form

Project Title: Water Street Bridge

Project Code: PWSTBG09

Project Priority: Priority 2

Project Type: REPLACEMENT

Start Date (FYE): Beyond

Department: 410241

Status: Active

Completion Date (FYE): Beyond

Description:

Rebuild Water Street bridge over Norfolk Southern Railroad. Bridge owned by Norfolk Southern Railroad, however Public Works is exploring various funding options with VDOT for this bridge replacement.

Justifications:

- Mandated
- x-Remove hazards
- Maintains service
- Increase efficiency
- Increase revenues
- Improves service
- New service
- Convenience
- Other

Explanation:

Recommended by annual bridge inspection program. Funds by Railroad or potential VDOT grants. Bridge needed to provide emergency route east/west downtown with trains blocking grade crossings.

Alternative:

Reduce load rating on the structure and/or remove vehicle traffic from the structure.

Goals and Objectives

G 13
O 13.1

Expenditures:	Prior	2024	2025	2026	2027	2028	Future	Total
Planning							\$750,000	\$750,000
Land							\$1,000,000	\$1,000,000
Construction							\$3,000,000	\$3,000,000
Equipment								\$0
Other Expenses								\$0
Total	\$0	\$0	\$0	\$0	\$0	\$0	\$4,750,000	\$4,750,000

Funding Sources:	Prior	2024	2025	2026	2027	2028	Future	Total
General Revenue								\$0
Enterprise Revenue								\$0
Bond Proceeds								\$0
Grants								\$0
Capital Project Fund								\$0
Other Revenue							\$4,750,000	\$4,750,000
Total	\$0	\$0	\$0	\$0	\$0	\$0	\$4,750,000	\$4,750,000

Operating Impacts:	Prior	2024	2025	2026	2027	2028	Future	Total
Personnel								\$0
Operating								\$0
Capital								\$0
Offsets								\$0
Total	\$0	\$0	\$0	\$0	\$0	\$0	\$0	\$0



Capital Improvement Program FY2024 thru FY2028 Project Request Form

Project Title: Annual Curb & Gutter and Sidewalk Replacement
Project Code: PWSTCGSW
Project Priority: Priority 2 **Project Type:** REPLACEMENT **Start Date (FYE):** Ongoing
Department: 410241 **Status:** Active **Completion Date (FYE):** Ongoing

Description:

Replacement of curb & gutter and sidewalk segments throughout the City as determined by Public Works annual inspection process.

Justifications:

Mandated
 x-Remove hazards
 x-Maintains service
 Increase efficiency
 Increase revenues
 x-Improves service
 New service
 Convenience
 Other

Explanation:

Segments of curb & gutter and sidewalk are evaluated on an annual basis by Public Works staff to determine if replacement is needed. Condition rating is based on both safety and structural condition of the curb & gutter and sidewalk segments.

Alternative:

None.

Goals and Objectives

G 13
O 13.1

Expenditures:	Prior	2024	2025	2026	2027	2028	Future	Total
Planning								\$0
Land								\$0
Construction		\$245,000	\$250,000	\$255,000	\$255,000	\$255,000		\$1,260,000
Equipment								\$0
Other Expenses								\$0
Total	\$0	\$245,000	\$250,000	\$255,000	\$255,000	\$255,000	\$0	\$1,260,000

Funding Sources:	Prior	2024	2025	2026	2027	2028	Future	Total
General Revenue		\$245,000	\$250,000	\$255,000	\$255,000	\$255,000		\$1,260,000
Enterprise Revenue								\$0
Bond Proceeds								\$0
Grants								\$0
Capital Project Fund								\$0
Other Revenue								\$0
Total	\$0	\$245,000	\$250,000	\$255,000	\$255,000	\$255,000	\$0	\$1,260,000

Operating Impacts:	Prior	2024	2025	2026	2027	2028	Future	Total
Personnel								\$0
Operating								\$0
Capital								\$0
Offsets								\$0
Total	\$0	\$0	\$0	\$0	\$0	\$0	\$0	\$0



Capital Improvement Program FY2024 thru FY2028 Project Request Form

Project Title: Annual Street Paving Program (43374, 43376)
Project Code: PWSTPA1
Project Priority: Priority 2 **Project Type:** REPLACEMENT **Start Date (FYE):** Ongoing
Department: 410241 **Status:** Active **Completion Date (FYE):** Ongoing

Description:

Repaving of existing streets--139.4 centerline miles of street currently in inventory.

Explanation:

Resurfacing to provide renewal to street surface, expected life of surface 15 years. Streets are scheduled in accordance with annual street pavement management program. Location, traffic volume, pavement conditions, and use determine priority.

Alternative:

Use other types of surface seals, average life of plant mix overlay is 15 years. Seal coats usually last seven years maximum, however, they are less expensive.

Justifications:

- Mandated
- Remove hazards
- x-Maintains service
- x-Increase efficiency
- Increase revenues
- Improves service
- New service
- x-Convenience
- Other

Goals and Objectives

G 13
O 13.1

Expenditures:	Prior	2024	2025	2026	2027	2028	Future	Total
Planning								\$0
Land								\$0
Construction		\$2,100,000	\$2,100,000	\$2,200,000	\$2,200,000	\$2,200,000		\$10,800,000
Equipment								\$0
Other Expenses								\$0
Total	\$0	\$2,100,000	\$2,100,000	\$2,200,000	\$2,200,000	\$2,200,000	\$0	\$10,800,000

Funding Sources:	Prior	2024	2025	2026	2027	2028	Future	Total
General Revenue		\$2,100,000	\$2,100,000	\$2,200,000	\$2,200,000	\$2,200,000		\$10,800,000
Enterprise Revenue								\$0
Bond Proceeds								\$0
Grants								\$0
Capital Project Fund								\$0
Other Revenue								\$0
Total	\$0	\$2,100,000	\$2,100,000	\$2,200,000	\$2,200,000	\$2,200,000	\$0	\$10,800,000

Operating Impacts:	Prior	2024	2025	2026	2027	2028	Future	Total
Personnel								\$0
Operating								\$0
Capital								\$0
Offsets								\$0
Total	\$0	\$0	\$0	\$0	\$0	\$0	\$0	\$0



Capital Improvement Program FY2024 thru FY2028 Project Request Form

Project Title: Garbers Church/Bluestone ES New Traffic Signal
Project Code: PWTELN08
Project Priority: Priority 3 **Project Type:** NEW **Start Date (FYE):** Beyond
Department: 410741 **Status:** Active **Completion Date (FYE):** Beyond

Description:

Install New Traffic signal at Intersection of Garbers Church Road/Bluestone Elementary School.

Justifications:

- Mandated
- Remove hazards
- Maintains service
- Increase efficiency
- Increase revenues
- Improves service
- New service
- Convenience
- Other

Explanation:

The signal will be required based on increases in pedestrian volume at the schools in the area. Harrisonburg City Public Schools has participated in this project by installing all of the needed underground infrastructure.

Alternative:

Use of crossing guards and other pedestrian crossing signage.

Goals and Objectives

G 13
O 13.1

Expenditures:	Prior	2024	2025	2026	2027	2028	Future	Total
Planning								\$0
Land								\$0
Construction							\$350,000	\$350,000
Equipment								\$0
Other Expenses								\$0
Total	\$0	\$0	\$0	\$0	\$0	\$0	\$350,000	\$350,000

Funding Sources:	Prior	2024	2025	2026	2027	2028	Future	Total
General Revenue							\$350,000	\$350,000
Enterprise Revenue								\$0
Bond Proceeds								\$0
Grants								\$0
Capital Project Fund								\$0
Other Revenue								\$0
Total	\$0	\$0	\$0	\$0	\$0	\$0	\$350,000	\$350,000

Operating Impacts:	Prior	2024	2025	2026	2027	2028	Future	Total
Personnel								\$0
Operating								\$0
Capital								\$0
Offsets								\$0
Total	\$0	\$0	\$0	\$0	\$0	\$0	\$0	\$0



Capital Improvement Program FY2024 thru FY2028 Project Request Form

Project Title: East Market Street and Reservoir Street Traffic Signal Upgrade
Project Code: PWTELU01
Project Priority: Priority 3 **Project Type:** REPLACEMENT **Start Date (FYE):** 2024
Department: 410741 **Status:** Active **Completion Date (FYE):** 2025

Description:

East Market St. and Reservoir St. replace traffic signal poles with Decorative Black Powder Coated poles and arms to match streetscape project upgrades and equipment. Upgrade ADA ramps to meet current standards. The ADA ramp upgrades will be required due to the scheduled paving of East Market Street in FY24.

Justifications:

- Mandated
- x-Remove hazards
- x-Maintains service
- x-Increase efficiency
- Increase revenues
- x-Improves service
- New service
- Convenience
- Other

Explanation:

1. Improves traffic signal
2. Replace old traffic signal span wire poles
3. Remove span wire and replace with mast arms
4. Need to obtain a 16 foot minimum clearance requirement
5. Upgrades ADA ramps to current standards

Goals and Objectives

Alternative:

Upgrade ADA ramps to meet current standards due to paving, and install them to accommodate future signal upgrades.

G 13
O 13.1

Expenditures:	Prior	2024	2025	2026	2027	2028	Future	Total
Planning		\$100,000						\$100,000
Land		\$50,000						\$50,000
Construction			\$1,000,000					\$1,000,000
Equipment								\$0
Other Expenses								\$0
Total	\$0	\$150,000	\$1,000,000	\$0	\$0	\$0	\$0	\$1,150,000

Funding Sources:	Prior	2024	2025	2026	2027	2028	Future	Total
General Revenue		\$75,000	\$500,000					\$575,000
Enterprise Revenue								\$0
Bond Proceeds								\$0
Grants		\$75,000	\$500,000					\$575,000
Capital Project Fund								\$0
Other Revenue								\$0
Total	\$0	\$150,000	\$1,000,000	\$0	\$0	\$0	\$0	\$1,150,000

Operating Impacts:	Prior	2024	2025	2026	2027	2028	Future	Total
Personnel								\$0
Operating								\$0
Capital								\$0
Offsets								\$0
Total	\$0	\$0	\$0	\$0	\$0	\$0	\$0	\$0



Capital Improvement Program FY2024 thru FY2028 Project Request Form

Project Title: Old Furnace / Vine Signal Upgrade

Project Code: PWTELU02

Project Priority: Priority 3

Project Type: REPLACEMENT

Start Date (FYE): 2026

Department: 410741

Status: Active

Completion Date (FYE): 2027

Description:

Old Furnace and Vine Street signal upgrades. This project would replace this span wire intersection with a upright and mast arm intersection with pedestrian facilities.

Justifications:

- Mandated
- x-Remove hazards
- Maintains service
- Increase efficiency
- Increase revenues
- x-Improves service
- New service
- Convenience
- Other

Explanation:

This span wire signal has been hit by dump trucks 2 times in the past 8 years. Both accidents required full closure of the roadway and loss of power to the surrounding area while the span wire and heads were reconstructed. This is a truck corridor, during the day, due to the concrete and asphalt plants located on Country Club Road.

Alternative:

1. Keep and maintain existing infrastructure.
2. Installation of a roundabout.

Goals and Objectives

G 13
O 13.1

Expenditures:	Prior	2024	2025	2026	2027	2028	Future	Total
Planning				\$100,000				\$100,000
Land				\$50,000				\$50,000
Construction					\$600,000			\$600,000
Equipment								\$0
Other Expenses								\$0
Total	\$0	\$0	\$0	\$150,000	\$600,000	\$0	\$0	\$750,000

Funding Sources:	Prior	2024	2025	2026	2027	2028	Future	Total
General Revenue				\$150,000	\$600,000			\$750,000
Enterprise Revenue								\$0
Bond Proceeds								\$0
Grants								\$0
Capital Project Fund								\$0
Other Revenue								\$0
Total	\$0	\$0	\$0	\$150,000	\$600,000	\$0	\$0	\$750,000

Operating Impacts:	Prior	2024	2025	2026	2027	2028	Future	Total
Personnel								\$0
Operating								\$0
Capital								\$0
Offsets								\$0
Total	\$0	\$0	\$0	\$0	\$0	\$0	\$0	\$0



Capital Improvement Program FY2024 thru FY2028 Project Request Form

Project Title: Bruce Street and Liberty Street Signal Upgrade

Project Code: PWTELU03

Project Priority: Priority 3

Project Type: REPLACEMENT

Start Date (FYE): 2027

Department: 410741

Status: Active

Completion Date (FYE): Beyond

Description:

Bruce Street and Liberty Street signal upgrades. This project would replace this span wire intersection with a decorative upright and mast arm intersection with pedestrian facilities.

Justifications:

- Mandated
- Remove hazards
- Maintains service
- Increase efficiency
- Increase revenues
- x-Improves service
- New service
- Convenience
- Other

Explanation:

This span wire intersection is located at one of the entry points into Downtown and an upgrade would to a decorative upright and mast arm signal would improve the operations and appearance of the intersection.

Alternative:

Keep and maintain existing infrastructure.

Goals and Objectives

G 13
O 13.1

Expenditures:	Prior	2024	2025	2026	2027	2028	Future	Total
Planning							\$50,000	\$50,000
Land								\$0
Construction							\$350,000	\$350,000
Equipment								\$0
Other Expenses								\$0
Total	\$0	\$0	\$0	\$0	\$0	\$0	\$400,000	\$400,000

Funding Sources:	Prior	2024	2025	2026	2027	2028	Future	Total
General Revenue							\$400,000	\$400,000
Enterprise Revenue								\$0
Bond Proceeds								\$0
Grants								\$0
Capital Project Fund								\$0
Other Revenue								\$0
Total	\$0	\$0	\$0	\$0	\$0	\$0	\$400,000	\$400,000

Operating Impacts:	Prior	2024	2025	2026	2027	2028	Future	Total
Personnel								\$0
Operating								\$0
Capital								\$0
Offsets								\$0
Total	\$0	\$0	\$0	\$0	\$0	\$0	\$0	\$0



Capital Improvement Program FY2024 thru FY2028 Project Request Form

Project Title: Chicago Avenue and Gay Street Signal Upgrade
Project Code: PWTELU04
Project Priority: Priority 3 **Project Type:** REPLACEMENT **Start Date (FYE):** Beyond
Department: 410741 **Status:** Active **Completion Date (FYE):** Beyond

Description:

Chicago Avenue and Gay Street signal upgrades. This project would replace this span wire intersection with an upright and mast arm intersection with pedestrian facilities.

Justifications:

Mandated
 Remove hazards
 Maintains service
 Increase efficiency
 Increase revenues
 x-Improves service
 New service
 Convenience
 Other

Explanation:

This is a span wire intersection that would benefit from an upgrade to upright and mast arm as well as the addition of pedestrian signals.

Alternative:

Keep and maintain existing infrastructure.

Goals and Objectives

G 13
O 13.1

Expenditures:	Prior	2024	2025	2026	2027	2028	Future	Total
Planning							\$100,000	\$100,000
Land							\$50,000	\$50,000
Construction							\$600,000	\$600,000
Equipment								\$0
Other Expenses								\$0
Total	\$0	\$0	\$0	\$0	\$0	\$0	\$750,000	\$750,000

Funding Sources:	Prior	2024	2025	2026	2027	2028	Future	Total
General Revenue							\$750,000	\$750,000
Enterprise Revenue								\$0
Bond Proceeds								\$0
Grants								\$0
Capital Project Fund								\$0
Other Revenue								\$0
Total	\$0	\$0	\$0	\$0	\$0	\$0	\$750,000	\$750,000

Operating Impacts:	Prior	2024	2025	2026	2027	2028	Future	Total
Personnel								\$0
Operating								\$0
Capital								\$0
Offsets								\$0
Total	\$0	\$0	\$0	\$0	\$0	\$0	\$0	\$0



Capital Improvement Program FY2024 thru FY2028 Project Request Form

Project Title: Traffic Detection Cameras

Project Code: PWTEM02

Project Priority: Priority 2

Project Type: SYSTEM UPGRADE

Start Date (FYE): 2021

Department: 410741

Status: Active

Completion Date (FYE): Beyond

Description:

Upgrade of video detection system utilized on traffic signals throughout the City. The upgraded systems provide increased functionality, with improved detection capabilities, real-time traffic counts, and improved communication interfaces.

Justifications:

- Mandated
- x-Remove hazards
- x-Maintains service
- x-Increase efficiency
- Increase revenues
- x-Improves service
- New service
- Convenience
- Other

Explanation:

Specific equipment includes:

- 1) Permanent traffic data collection stations.
- 2) Traffic cameras for incident management and assessment of traffic & roadway conditions.
- 3) Remote access and configuration of the vehicle detection system saves signal crew time and helps resolve detection issues faster using remote troubleshooting. This equipment also provides access to video feeds from the vehicle detection cameras, which are used for traffic management.

Goals and Objectives

- G 13
- O 13.1
- O 13.2

Alternative:

Expand operations with additional staff hours and equipment resources to perform piecemeal traffic studies. Use overtime hours to have staff troubleshoot video detection problems on-site during off hours instead of recording it using remote access and reviewing during working hours.

Expenditures:	Prior	2024	2025	2026	2027	2028	Future	Total
Planning								\$0
Land								\$0
Construction								\$0
Equipment		\$150,000	\$150,000	\$150,000	\$150,000	\$150,000	\$150,000	\$900,000
Other Expenses								\$0
Total	\$0	\$150,000	\$150,000	\$150,000	\$150,000	\$150,000	\$150,000	\$900,000

Funding Sources:	Prior	2024	2025	2026	2027	2028	Future	Total
General Revenue		\$150,000	\$150,000	\$150,000	\$150,000	\$150,000	\$150,000	\$900,000
Enterprise Revenue								\$0
Bond Proceeds								\$0
Grants								\$0
Capital Project Fund								\$0
Other Revenue								\$0
Total	\$0	\$150,000	\$150,000	\$150,000	\$150,000	\$150,000	\$150,000	\$900,000

Operating Impacts:	Prior	2024	2025	2026	2027	2028	Future	Total
Personnel								\$0
Operating								\$0
Capital								\$0
Offsets								\$0
Total	\$0	\$0	\$0	\$0	\$0	\$0	\$0	\$0



Capital Improvement Program FY2024 thru FY2028 Project Request Form

Project Title: Traffic Signals Communications Radio Upgrade

Project Code: PWTEM03

Project Priority: Priority 2

Project Type: SYSTEM UPGRADE

Start Date (FYE): 2021

Department: 410741

Status: Active

Completion Date (FYE): 2026

Description:

Replace/Upgrade Broadband Radio Network for Traffic Signal Communication.

Justifications:

- Mandated
- Remove hazards
- x-Maintains service
- x-Increase efficiency
- Increase revenues
- x-Improves service
- New service
- Convenience
- Other

Explanation:

The PW Department uses a broadband radio network to communicate with all of the traffic signal equipment throughout the City; this network was built over the past 15 years. The FCC has restricted the uses of certain frequencies, which has affected the operation and maintenance of our older radios. In order to maintain efficient communications with traffic signals and equipment, the City needs to upgrade to the newer radios that will work within the FCC parameters.

Goals and Objectives

- G 13
- O 13.1
- O 13.2

Alternative:

Install a fiber network throughout the City for communications.

Expenditures:	Prior	2024	2025	2026	2027	2028	Future	Total
Planning								\$0
Land								\$0
Construction								\$0
Equipment		\$50,000	\$60,000	\$60,000				\$170,000
Other Expenses								\$0
Total	\$0	\$50,000	\$60,000	\$60,000	\$0	\$0	\$0	\$170,000

Funding Sources:	Prior	2024	2025	2026	2027	2028	Future	Total
General Revenue		\$50,000	\$60,000	\$60,000				\$170,000
Enterprise Revenue								\$0
Bond Proceeds								\$0
Grants								\$0
Capital Project Fund								\$0
Other Revenue								\$0
Total	\$0	\$50,000	\$60,000	\$60,000	\$0	\$0	\$0	\$170,000

Operating Impacts:	Prior	2024	2025	2026	2027	2028	Future	Total
Personnel								\$0
Operating								\$0
Capital								\$0
Offsets								\$0
Total	\$0	\$0	\$0	\$0	\$0	\$0	\$0	\$0



Capital Improvement Program FY2024 thru FY2028 Project Request Form

Project Title: Enhanced Signage Equipment

Project Code: PWTEM05

Project Priority: Priority 3

Project Type: NEW

Start Date (FYE): 2022

Department: 410741

Status: Active

Completion Date (FYE): Beyond

Description:

To provide enhanced signage for various traffic related issues that may arise. Enhanced signage are signs that have unique features that provide additional driver awareness through lights or messages. Examples of enhanced signage would be Speed Radar signs, Rapid Flashing Pedestrian Beacons, LED Embedded advisory signs, and signs with additional flashing lights attached. Public Works has developed installation metrics for each of these signs, and those metrics would need to be met prior to the implementation of each type of sign.

Justifications:

- Mandated
- x-Remove hazards
- Maintains service
- Increase efficiency
- Increase revenues
- x-Improves service
- New service
- Convenience
- Other

Explanation:

Enhanced signage provides a means of better communication to drivers of a situation where their greater awareness is required. They do this by providing real-time feedback as with a speed radar sign, or with flashing lights to grab the driver's attention. This program would allow for Public Works to implement these signs throughout the City as needed and warranted based on established metrics.

Goals and Objectives

G 13
O 13.1

Alternative:

Continue standard street sign program.

Expenditures:	Prior	2024	2025	2026	2027	2028	Future	Total
Planning								\$0
Land								\$0
Construction								\$0
Equipment		\$50,000	\$50,000	\$50,000	\$50,000	\$50,000		\$250,000
Other Expenses								\$0
Total	\$0	\$50,000	\$50,000	\$50,000	\$50,000	\$50,000	\$0	\$250,000

Funding Sources:	Prior	2024	2025	2026	2027	2028	Future	Total
General Revenue		\$50,000	\$50,000	\$50,000	\$50,000	\$50,000		\$250,000
Enterprise Revenue								\$0
Bond Proceeds								\$0
Grants								\$0
Capital Project Fund								\$0
Other Revenue								\$0
Total	\$0	\$50,000	\$50,000	\$50,000	\$50,000	\$50,000	\$0	\$250,000

Operating Impacts:	Prior	2024	2025	2026	2027	2028	Future	Total
Personnel								\$0
Operating								\$0
Capital								\$0
Offsets								\$0
Total	\$0	\$0	\$0	\$0	\$0	\$0	\$0	\$0



Capital Improvement Program FY2024 thru FY2028 Project Request Form

Project Title: LED Illuminated Street Sign Program
Project Code: PWTESN01
Project Priority: Priority 3 **Project Type:** IMPROVEMENT **Start Date (FYE):** 2020
Department: 410741 **Status:** Active **Completion Date (FYE):** 2027

Description:

To provide LED-backlit street signs at signalized intersections on major street corridors.

Justifications:

- Mandated
- x-Remove hazards
- x-Maintains service
- x-Increase efficiency
- Increase revenues
- x-Improves service
- New service
- x-Convenience
- x-Other

Explanation:

To provide improved visibility and aesthetics of street signs at signalized intersections on major corridors. Street signs with higher visibility can improve the overall safety of the roadway by reducing driver confusion. The program is currently at a 60% completion level.

South Main Street & South Avenue
 East Market Street & Mason Street/South High Street & MLK Jr. Way
 South High Street & Grace Street/South High Street & Maryland Avenue/South High Street & South Avenue

Goals and Objectives

G 13
O 13.1

University Boulevard & Valley Mall/Burgess Road & Harrisonburg Crossing/Evelyn Byrd Avenue & Burgess Road/Reservoir Street & Harrisonburg Crossing

North Mason Street & Gay Street/North Mason Street & Wolfe Street/North Mason Street & Elizabeth Street/North Main Street & Gay Street

Early Road & Pleasant Valley Road/North Main Street & North Mason Street/North Main Street & Washington Street/North Main Street, Vine Street, & Mt. Clinton Pike/Noll Drive & Gay Street/West Market Street & Liberty Street/South Liberty Street & Water Street/South Liberty Street & Bruce Street/Neff Avenue & Evelyn Byrd Avenue/Garbers Church Road & Erickson Avenue

Garbers Church Road & High School North Parking Lot/Garbers Church Road & High School South Parking Lot/North Liberty Street & Mt. Clinton Pike/MLK Jr. Way & Reservoir Street/MLK Jr. Way & Paul Street

Linda Lane & Country Club Road/Country Club Road & Blue Ridge Drive/Vine Street & Old Furnace Road/Linda Lane & Skyline School/Warsaw Street & Harrison Street

Alternative:

Continue standard street sign program.

Expenditures:	Prior	2024	2025	2026	2027	2028	Future	Total
Planning								\$0
Land								\$0
Construction								\$0
Equipment		\$50,000	\$50,000	\$50,000	\$50,000			\$200,000
Other Expenses								\$0
Total	\$0	\$50,000	\$50,000	\$50,000	\$50,000	\$0	\$0	\$200,000

Funding Sources:	Prior	2024	2025	2026	2027	2028	Future	Total
General Revenue		\$50,000	\$50,000	\$50,000	\$50,000			\$200,000
Enterprise Revenue								\$0
Bond Proceeds								\$0
Grants								\$0
Capital Project Fund								\$0
Other Revenue								\$0
Total	\$0	\$50,000	\$50,000	\$50,000	\$50,000	\$0	\$0	\$200,000

Operating Impacts:	Prior	2024	2025	2026	2027	2028	Future	Total
Personnel								\$0
Operating				37				\$0
Capital								\$0



Offsets									\$0
Total	\$0	\$0	\$0	\$0	\$0	\$0	\$0	\$0	\$0

DRAFT



Capital Improvement Program FY2024 thru FY2028 Project Request Form

Project Title: SUPPORT ADDITIONS PURCHASING /CENTRAL STORES
Project Code: PWCS1
Project Priority: Priority 3 **Project Type:** NEW **Start Date (FYE):** Beyond
Department: 772141 **Status:** Active **Completion Date (FYE):** Beyond

Description:

Expand existing building to provide weatherproof and safe storage for pipe and other materials. Central Stores continues to expand the scope of it's service to the various departments and finds itself needing more storage space for large items.

Justifications:

Mandated
 Remove hazards
 Maintains service
 Increase efficiency
 Increase revenues
 x-Improves service
 New service
 Convenience
 Other

Explanation:

Expand existing building. Storage needed for larger (primarily PVC material) parts. Most large items are ordered for specific projects and stored until needed on project.

Alternative:

None.

Goals and Objectives

G 14
 O 14.1
 O 14.2

Expenditures:	Prior	2024	2025	2026	2027	2028	Future	Total
Planning							\$60,000	\$60,000
Land								\$0
Construction							\$340,000	\$340,000
Equipment								\$0
Other Expenses								\$0
Total	\$0	\$0	\$0	\$0	\$0	\$0	\$400,000	\$400,000

Funding Sources:	Prior	2024	2025	2026	2027	2028	Future	Total
General Revenue							\$400,000	\$400,000
Enterprise Revenue								\$0
Bond Proceeds								\$0
Grants								\$0
Capital Project Fund								\$0
Other Revenue								\$0
Total	\$0	\$0	\$0	\$0	\$0	\$0	\$400,000	\$400,000

Operating Impacts:	Prior	2024	2025	2026	2027	2028	Future	Total
Personnel								\$0
Operating								\$0
Capital								\$0
Offsets								\$0
Total	\$0	\$0	\$0	\$0	\$0	\$0	\$0	\$0



Capital Improvement Program FY2024 thru FY2028 Project Request Form

Project Title: Downtown Streetscape Project
Project Code: PWSTP01
Project Priority: Priority 3 **Project Type:** REPLACEMENT **Start Date (FYE):** 2015
Department: 9101 **Status:** Active **Completion Date (FYE):** 2026

Description:

This project is part of the Harrisonburg Downtown Streetscape Plan. Cost of utility work is not included. Phase IV Streetscape will include improvements to Water Street between Main Street and Liberty Street. Transportation Alternative Program (TAP) grant funds would be sought to fund this project.

Justifications:

Mandated
 x-Remove hazards
 x-Maintains service
 Increase efficiency
 x-Increase revenues
 x-Improves service
 New service
 x-Convenience
 Other

Explanation:

Replace curb, gutter, and sidewalks, install enhanced crosswalks, replace lighting, install benches, waste receptacles, traffic regulatory signage, and landscaping as needed throughout the project.

Alternative:

Maintain existing sidewalks and brick pavers.

Goals and Objectives

G 13
 O 13.1
 O 13.2

Expenditures:	Prior	2024	2025	2026	2027	2028	Future	Total
Planning	\$200,000				\$100,000			\$300,000
Land								\$0
Construction	\$1,350,000				\$400,000			\$1,750,000
Equipment								\$0
Other Expenses								\$0
Total	\$1,550,000	\$0	\$0	\$0	\$500,000	\$0	\$0	\$2,050,000

Funding Sources:	Prior	2024	2025	2026	2027	2028	Future	Total
General Revenue	\$470,000				\$100,000			\$570,000
Enterprise Revenue								\$0
Bond Proceeds								\$0
Grants	\$1,080,000				\$400,000			\$1,480,000
Capital Project Fund								\$0
Other Revenue								\$0
Total	\$1,550,000	\$0	\$0	\$0	\$500,000	\$0	\$0	\$2,050,000

Operating Impacts:	Prior	2024	2025	2026	2027	2028	Future	Total
Personnel								\$0
Operating								\$0
Capital								\$0
Offsets								\$0
Total	\$0	\$0	\$0	\$0	\$0	\$0	\$0	\$0



Capital Improvement Program FY2024 thru FY2028 Project Request Form

Project Title: Pleasant Valley Road

Project Code: PWSTP03

Project Priority: Priority 3

Project Type: REPLACEMENT

Start Date (FYE): Beyond

Department: 9101

Status: Active

Completion Date (FYE): Beyond

Description:

Improve street from east of Early Road to City limits to better accommodate truck traffic to industrial areas and relocated Rockingham County Landfill entrance; the project will include a center turn lane, wider lanes, bicycle and pedestrian facilities, storm drain system and improved turning radii at intersections.

Justifications:

- Mandated
- x-Remove hazards
- x-Maintains service
- Increase efficiency
- Increase revenues
- x-Improves service
- New service
- Convenience
- Other

Explanation:

Improve drainage, replace pipe culverts, improve pavement, rebuild shoulders. Funding is planned to be 100% General Fund for design, and VDOT SmartScale for ROW and Construction. This project would achieve progress towards meeting the Sustainable Transportation Targets in the City's Environmental Action Plan approved by Council on June 14, 2022.

Goals and Objectives

Alternative:

Continue to operate with a two-lane roadway.

- G 13
- O 13.1
- O 13.2

Expenditures:	Prior	2024	2025	2026	2027	2028	Future	Total
Planning							\$750,000	\$750,000
Land							\$2,500,000	\$2,500,000
Construction							\$5,000,000	\$5,000,000
Equipment								\$0
Other Expenses								\$0
Total	\$0	\$0	\$0	\$0	\$0	\$0	\$8,250,000	\$8,250,000

Funding Sources:	Prior	2024	2025	2026	2027	2028	Future	Total
General Revenue								\$0
Enterprise Revenue								\$0
Bond Proceeds								\$0
Grants							\$8,250,000	\$8,250,000
Capital Project Fund								\$0
Other Revenue								\$0
Total	\$0	\$0	\$0	\$0	\$0	\$0	\$8,250,000	\$8,250,000

Operating Impacts:	Prior	2024	2025	2026	2027	2028	Future	Total
Personnel								\$0
Operating								\$0
Capital								\$0
Offsets								\$0
Total	\$0	\$0	\$0	\$0	\$0	\$0	\$0	\$0



Capital Improvement Program FY2024 thru FY2028 Project Request Form

Project Title: Chicago Avenue and Waterman Drive Improvements

Project Code: PWSTP06A

Project Priority: Priority 2

Project Type: IMPROVEMENT

Start Date (FYE): 2024

Department: 9101

Status: Active

Completion Date (FYE): Beyond

Description:

2024 - Perform a small area study of both Chicago Avenue and Waterman Drive to determine the most feasible options for providing improved bicycle and pedestrian facilities, accommodate heavy vehicles, and improve storm water management.

Beyond - Funding for the recommended projects.

Justifications:

- Mandated
- x-Remove hazards
- Maintains service
- x-Increase efficiency
- Increase revenues
- x-Improves service
- New service
- Convenience
- Other

Explanation:

Chicago Avenue and Waterman Drive are located in the Park View Area and serve many City residents as well as Eastern Mennonite University. These corridors are continually mentioned in both local and regional transportation studies as corridors that need improvement. This project would achieve progress towards meeting the Sustainable Transportation Targets in the City's Environmental Action Plan approved by Council on June 14, 2022.

The feasibility study would allow the City to be better prepared for IIJA funds as they become available in the coming years.

Goals and Objectives

- G 13
- O 13.1
- O 13.2

Alternative:

Use existing insufficient facilities.

Expenditures:	Prior	2024	2025	2026	2027	2028	Future	Total
Planning		\$150,000					\$750,000	\$900,000
Land							\$5,000,000	\$5,000,000
Construction							\$7,500,000	\$7,500,000
Equipment								\$0
Other Expenses								\$0
Total	\$0	\$150,000	\$0	\$0	\$0	\$0	\$13,250,000	\$13,400,000

Funding Sources:	Prior	2024	2025	2026	2027	2028	Future	Total
General Revenue		\$150,000						\$150,000
Enterprise Revenue							\$2,000,000	\$2,000,000
Bond Proceeds							\$11,250,000	\$11,250,000
Grants								\$0
Capital Project Fund								\$0
Other Revenue								\$0
Total	\$0	\$150,000	\$0	\$0	\$0	\$0	\$13,250,000	\$13,400,000

Operating Impacts:	Prior	2024	2025	2026	2027	2028	Future	Total
Personnel								\$0
Operating								\$0
Capital								\$0
Offsets								\$0
Total	\$0	\$0	\$0	\$0	\$0	\$0	\$0	\$0



Capital Improvement Program FY2024 thru FY2028 Project Request Form

Project Title: Mt. Clinton Pike Widening

Project Code: PWSTP06B

Project Priority: Priority 3

Project Type: IMPROVEMENT

Start Date (FYE): Beyond

Department: 9101

Status: Active

Completion Date (FYE): Beyond

Description:

Improve Mt. Clinton Pike to a two-lane facility with a center turn lane and bicycle/pedestrian facilities, between Chicago Avenue and Lincolnshire Drive in Rockingham County. Requires retaining wall from Smith Street to west City Limits.

Justifications:

Mandated
 x-Remove hazards
 x-Maintains service
 x-Increase efficiency
 Increase revenues
 Improves service
 New service
 Convenience
 Other

Explanation:

Street Improvements to provide safer travel and accommodate future growth in Park View area. This project would achieve progress towards meeting the Sustainable Transportation Targets in the City's Environmental Action Plan approved by Council on June 14, 2022.

Alternative:

Maintain existing lanes and infrastructure while maintaining the existing unsafe features.

Goals and Objectives

G 13
 O 13.1
 O 13.2

Expenditures:	Prior	2024	2025	2026	2027	2028	Future	Total
Planning							\$500,000	\$500,000
Land							\$3,000,000	\$3,000,000
Construction							\$5,000,000	\$5,000,000
Equipment								\$0
Other Expenses								\$0
Total	\$0	\$0	\$0	\$0	\$0	\$0	\$8,500,000	\$8,500,000

Funding Sources:	Prior	2024	2025	2026	2027	2028	Future	Total
General Revenue								\$0
Enterprise Revenue								\$0
Bond Proceeds								\$0
Grants							\$8,500,000	\$8,500,000
Capital Project Fund								\$0
Other Revenue								\$0
Total	\$0	\$0	\$0	\$0	\$0	\$0	\$8,500,000	\$8,500,000

Operating Impacts:	Prior	2024	2025	2026	2027	2028	Future	Total
Personnel								\$0
Operating								\$0
Capital								\$0
Offsets								\$0
Total	\$0	\$0	\$0	\$0	\$0	\$0	\$0	\$0



Capital Improvement Program FY2024 thru FY2028 Project Request Form

Project Title: North Liberty Street (48294)
Project Code: PWSTP08
Project Priority: Priority 3 **Project Type:** ADDITION & REPLACEMENT **Start Date (FYE):** Beyond
Department: 9101 **Status:** Active **Completion Date (FYE):** Beyond

Description:

Reconstruct and widen North Liberty Street from Edom Road to the North City Limits. Install storm drains, curb & gutter, bicycle lanes & sidewalks or shared use path.

Justifications:

Mandated
 x-Remove hazards
 x-Maintains service
 x-Increase efficiency
 Increase revenues
 x-Improves service
 New service
 Convenience
 Other

Explanation:

Improvement to the roadway is to serve industrial and commercial development in the area. Several developments depend on truck transportation for their businesses along this street. Street improvements will support existing and future development. This project would achieve progress towards meeting the Sustainable Transportation Targets in the City's Environmental Action Plan approved by Council on June 14, 2022.

Goals and Objectives

G 13
 O 13.1
 O 13.2

Alternative:

Maintain existing infrastructure.

Expenditures:	Prior	2024	2025	2026	2027	2028	Future	Total
Planning							\$500,000	\$500,000
Land							\$1,000,000	\$1,000,000
Construction							\$3,500,000	\$3,500,000
Equipment								\$0
Other Expenses								\$0
Total	\$0	\$0	\$0	\$0	\$0	\$0	\$5,000,000	\$5,000,000

Funding Sources:	Prior	2024	2025	2026	2027	2028	Future	Total
General Revenue								\$0
Enterprise Revenue								\$0
Bond Proceeds								\$0
Grants							\$5,000,000	\$5,000,000
Capital Project Fund								\$0
Other Revenue								\$0
Total	\$0	\$0	\$0	\$0	\$0	\$0	\$5,000,000	\$5,000,000

Operating Impacts:	Prior	2024	2025	2026	2027	2028	Future	Total
Personnel								\$0
Operating								\$0
Capital								\$0
Offsets								\$0
Total	\$0	\$0	\$0	\$0	\$0	\$0	\$0	\$0



Capital Improvement Program FY2024 thru FY2028 Project Request Form

Project Title: Carlton Street Improvement

Project Code: PWSTP09

Project Priority: Priority 2

Project Type: IMPROVEMENT

Start Date (FYE): Beyond

Department: 9101

Status: Active

Completion Date (FYE): Beyond

Description:

Improve Carlton St. between E. Market St. and Reservoir St. to a two-lane facility with a center turn lane. Includes sidewalks and storm drain facilities.

Justifications:

- Mandated
- Remove hazards
- Maintains service
- Increase efficiency
- Increase revenues
- Improves service
- New service
- Convenience
- Other

Explanation:

To improve the transportation network in an area with high pedestrian volumes near an elementary school with inadequate facilities. This project would achieve progress towards meeting the Sustainable Transportation Targets in the City's Environmental Action Plan approved by Council on June 14, 2022.

Alternative:

None.

Goals and Objectives

- G 13
- O 13.1
- O 13.2

Expenditures:	Prior	2024	2025	2026	2027	2028	Future	Total
Planning							\$150,000	\$150,000
Land							\$125,000	\$125,000
Construction							\$825,000	\$825,000
Equipment								\$0
Other Expenses								\$0
Total	\$0	\$0	\$0	\$0	\$0	\$0	\$1,100,000	\$1,100,000

Funding Sources:	Prior	2024	2025	2026	2027	2028	Future	Total
General Revenue								\$0
Enterprise Revenue								\$0
Bond Proceeds								\$0
Grants							\$1,100,000	\$1,100,000
Capital Project Fund								\$0
Other Revenue								\$0
Total	\$0	\$0	\$0	\$0	\$0	\$0	\$1,100,000	\$1,100,000

Operating Impacts:	Prior	2024	2025	2026	2027	2028	Future	Total
Personnel								\$0
Operating								\$0
Capital								\$0
Offsets								\$0
Total	\$0	\$0	\$0	\$0	\$0	\$0	\$0	\$0



Capital Improvement Program FY2024 thru FY2028 Project Request Form

Project Title: Bluestone Trail
Project Code: PWSTP11
Project Priority: Priority 2 **Project Type:** NEW **Start Date (FYE):** 2016
Department: 9101 **Status:** Active **Completion Date (FYE):** Beyond

Description:

Phase I: Complete

Phase II: Provide pedestrian/bike connection between Stone Spring Road to Rocktown High School site and Ramblewood Park. Smart Scale application.

Justifications:

- Mandated
- x-Remove hazards
- Maintains service
- x-Increase efficiency
- Increase revenues
- x-Improves service
- x-New service
- x-Convenience
- Other

Explanation:

Will allow people living in university housing developments and multi-family developments in the southern end of the city to reach destinations by alternative means of transportation that is separated from motor vehicle traffic. Will provide safe and desirable bicycle and pedestrian access to Rocktown High School and other destinations in the southern area of the City. This project would achieve progress towards meeting the Sustainable Transportation Targets in the City's Environmental Action Plan approved by Council on June 14, 2022.

Goals and Objectives

G 13
O 13.2

Alternative:

End the project/do not complete.

Expenditures:	Prior	2024	2025	2026	2027	2028	Future	Total
Planning	\$200,000			\$1,552,236				\$1,752,236
Land							\$257,659	\$257,659
Construction	\$1,125,000						\$11,875,555	\$13,000,555
Equipment								\$0
Other Expenses								\$0
Total	\$1,325,000	\$0	\$0	\$1,552,236	\$0	\$0	\$12,133,214	\$15,010,450

Funding Sources:	Prior	2024	2025	2026	2027	2028	Future	Total
General Revenue	\$675,000							\$675,000
Enterprise Revenue								\$0
Bond Proceeds								\$0
Grants	\$650,000			\$1,552,236			\$12,133,214	\$14,335,450
Capital Project Fund								\$0
Other Revenue								\$0
Total	\$1,325,000	\$0	\$0	\$1,552,236	\$0	\$0	\$12,133,214	\$15,010,450

Operating Impacts:	Prior	2024	2025	2026	2027	2028	Future	Total
Personnel								\$0
Operating								\$0
Capital								\$0
Offsets								\$0
Total	\$0	\$0	\$0	\$0	\$0	\$0	\$0	\$0



Capital Improvement Program FY2024 thru FY2028 Project Request Form

Project Title: Martin Luther King Jr Way Widening

Project Code: PWSTP20

Project Priority: Priority 2

Project Type: IMPROVEMENT

Start Date (FYE): 2016

Department: 9101

Status: Active

Completion Date (FYE): Beyond

Description:

Martin Luther King Jr Way from 300' west of Ott Street intersection to 450' east of Ott Street. Widen street to 5 lanes to create dedicated left turn lane at Ott Street intersection.

Justifications:

- Mandated
- x-Remove hazards
- x-Maintains service
- x-Increase efficiency
- Increase revenues
- x-Improves service
- New service
- Convenience
- Other

Explanation:

Project to provide improved capacity and turn lanes for JMU campus at the time of JMU campus expansion beyond the current footprint. Improves efficiency of bicycle & pedestrian safety. Project to be developed cooperatively with JMU.

Alternative:

Maintain existing infrastructure and lanes.

Goals and Objectives

- G 13
- O 13.1
- O 13.2

Expenditures:	Prior	2024	2025	2026	2027	2028	Future	Total
Planning	\$375,000						\$300,000	\$675,000
Land	\$125,000						\$125,000	\$250,000
Construction	\$2,800,000						\$3,000,000	\$5,800,000
Equipment								\$0
Other Expenses								\$0
Total	\$3,300,000	\$0	\$0	\$0	\$0	\$0	\$3,425,000	\$6,725,000

Funding Sources:	Prior	2024	2025	2026	2027	2028	Future	Total
General Revenue	\$500,000							\$500,000
Enterprise Revenue								\$0
Bond Proceeds								\$0
Grants	\$2,800,000						\$3,150,000	\$5,950,000
Capital Project Fund								\$0
Other Revenue							\$275,000	\$275,000
Total	\$3,300,000	\$0	\$0	\$0	\$0	\$0	\$3,425,000	\$6,725,000

Operating Impacts:	Prior	2024	2025	2026	2027	2028	Future	Total
Personnel								\$0
Operating								\$0
Capital								\$0
Offsets								\$0
Total	\$0	\$0	\$0	\$0	\$0	\$0	\$0	\$0



Capital Improvement Program FY2024 thru FY2028 Project Request Form

Project Title: Country Club Road

Project Code: PWSTP25

Project Priority: Priority 3

Project Type: IMPROVEMENT

Start Date (FYE): Beyond

Department: 9101

Status: Active

Completion Date (FYE): Beyond

Description:

Phase I Country Club Road (Formerly MLK Way Extension) (Beyond)- From Blue Ridge Drive to the I-81 overpass. Roadway will be 2 lanes with center turn lane, sidewalk and shared use path.

Phase II Country Club Road (Beyond)- I-81 Bridges to East Market St. at Valley Mall. Widen roadway to 2-lanes with turn lanes at intersections of Keezletown Rd. Install sidewalk and shared use path.

Justifications:

- Mandated
- x-Remove hazards
- Maintains service
- x-Increase efficiency
- Increase revenues
- x-Improves service
- New service
- Convenience
- Other

Explanation:

Project to improve traffic flow, provide improved left turn lanes, reduce delays, and improve transit operations. Improve drainage ditch parallel to the roadway. Project to be built in phases to coordinate with development and VDOT I-81 Bridge replacement schedule. This project would achieve progress towards meeting the Sustainable Transportation Targets in the City's Environmental Action Plan approved by Council on June 14, 2022.

Goals and Objectives

- G 13
- O 13.1
- O 13.2
- O 13.3

Alternative:

Allow increased traffic to deal with delays.

Expenditures:	Prior	2024	2025	2026	2027	2028	Future	Total
Planning							\$1,607,552	\$1,607,552
Land							\$3,208,675	\$3,208,675
Construction							\$14,962,386	\$14,962,386
Equipment								\$0
Other Expenses								\$0
Total	\$0	\$0	\$0	\$0	\$0	\$0	\$19,778,613	\$19,778,613

Funding Sources:	Prior	2024	2025	2026	2027	2028	Future	Total
General Revenue								\$0
Enterprise Revenue								\$0
Bond Proceeds								\$0
Grants							\$19,778,613	\$19,778,613
Capital Project Fund								\$0
Other Revenue								\$0
Total	\$0	\$0	\$0	\$0	\$0	\$0	\$19,778,613	\$19,778,613

Operating Impacts:	Prior	2024	2025	2026	2027	2028	Future	Total
Personnel								\$0
Operating								\$0
Capital								\$0
Offsets								\$0
Total	\$0	\$0	\$0	\$0	\$0	\$0	\$0	\$0



Capital Improvement Program FY2024 thru FY2028 Project Request Form

Project Title: Linda Lane Widening 910141-48696

Project Code: PWSTP28

Project Priority: Priority 2

Project Type: IMPROVEMENT

Start Date (FYE): 2024

Department: 9101

Status: Active

Completion Date (FYE): Beyond

Description:

Construct four-lane facility, including turn lanes with medians, sidewalk, shared-use path with curb and gutter, from East Market Street to Country Club Road. Developer participation in construction from the Quarry development.

Justifications:

- Mandated
- x-Remove hazards
- x-Maintains service
- x-Increase efficiency
- Increase revenues
- x-Improves service
- x-New service
- Convenience
- Other

Explanation:

Provide adequate access to new planned developments. This project would achieve progress towards meeting the Sustainable Transportation Targets in the City's Environmental Action Plan approved by Council on June 14, 2022.

Alternative:

Use existing insufficient facilities.

Goals and Objectives

- G 13
- O 13.1
- O 13.2

Expenditures:	Prior	2024	2025	2026	2027	2028	Future	Total
Planning							\$300,000	\$300,000
Land							\$500,000	\$500,000
Construction							\$2,000,000	\$2,000,000
Equipment								\$0
Other Expenses								\$0
Total	\$0	\$0	\$0	\$0	\$0	\$0	\$2,800,000	\$2,800,000

Funding Sources:	Prior	2024	2025	2026	2027	2028	Future	Total
General Revenue								\$0
Enterprise Revenue								\$0
Bond Proceeds								\$0
Grants							\$2,800,000	\$2,800,000
Capital Project Fund								\$0
Other Revenue								\$0
Total	\$0	\$0	\$0	\$0	\$0	\$0	\$2,800,000	\$2,800,000

Operating Impacts:	Prior	2024	2025	2026	2027	2028	Future	Total
Personnel								\$0
Operating								\$0
Capital								\$0
Offsets								\$0
Total	\$0	\$0	\$0	\$0	\$0	\$0	\$0	\$0



Capital Improvement Program FY2024 thru FY2028 Project Request Form

Project Title: Smithland Road
Project Code: PWSTP28A
Project Priority: Priority 2 **Project Type:** IMPROVEMENT **Start Date (FYE):** Beyond
Department: 9101 **Status:** Active **Completion Date (FYE):** Beyond

Description:

Realign the intersection of Smithland Road and Old Furnace Road to make Smithland Road the through movement and Old Furnace (from the County) the stop condition. Construction a shared use path from this intersection to connect to the existing shared use path located along Smithland Road near Smithland Fields.

Justifications:

- Mandated
- Remove hazards
- x-Maintains service
- x-Increase efficiency
- Increase revenues
- x-Improves service
- New service
- Convenience
- Other

Explanation:

This intersection is currently configured so that Smithland Road (from City) has to stop and Old Furnace Road has the through. However, this intersection has poor sight distance due to the curvature of the roadway and the location of the Smithland Road intersection. This project would realign this intersection to improve safety. The shared use path would be an extension of a current shared use path in the City that connects to Country Club Road. This project would achieve progress towards meeting the Sustainable Transportation Targets in the City's Environmental Action Plan approved by Council on June 14, 2022.

Goals and Objectives

- G 13
- O 13.1
- O 13.2

Alternative:

Use existing insufficient facilities.

Expenditures:	Prior	2024	2025	2026	2027	2028	Future	Total
Planning							\$500,000	\$500,000
Land							\$1,000,000	\$1,000,000
Construction							\$3,000,000	\$3,000,000
Equipment								\$0
Other Expenses								\$0
Total	\$0	\$0	\$0	\$0	\$0	\$0	\$4,500,000	\$4,500,000

Funding Sources:	Prior	2024	2025	2026	2027	2028	Future	Total
General Revenue								\$0
Enterprise Revenue								\$0
Bond Proceeds								\$0
Grants							\$4,500,000	\$4,500,000
Capital Project Fund								\$0
Other Revenue								\$0
Total	\$0	\$0	\$0	\$0	\$0	\$0	\$4,500,000	\$4,500,000

Operating Impacts:	Prior	2024	2025	2026	2027	2028	Future	Total
Personnel								\$0
Operating								\$0
Capital								\$0
Offsets								\$0
Total	\$0	\$0	\$0	\$0	\$0	\$0	\$0	\$0



Capital Improvement Program FY2024 thru FY2028 Project Request Form

Project Title: Northend Greenway

Project Code: PWSTP37

Project Priority: Priority 2

Project Type: ADDITION

Start Date (FYE): 2014

Department: 9101

Status: Active

Completion Date (FYE): 2024

Description:

Northend Greenway Phase 3: Construct the path along the south side of Mt. Clinton Pike between Virginia Ave and the railroad tracks, and construct intersection improvements at Mt. Clinton Pike and Virginia Ave to facilitate path connectivity through the intersection. Construct a path crossing of the railroad tracks that is separated from the existing Mt. Clinton Pike roadway. Would improve safety and create a continuous experience for path users. This portion of the project is included in the Mt Clinton Pike Corridor Safety project.

Northend Greenway Monroe Street to Downtown - Construct the path from its current location on Monroe Street along Blacks Run to the north end of the Downtown area, most likely North Main Street at Johnson Street.

Justifications:

- Mandated
- x-Remove hazards
- Maintains service
- Increase efficiency
- Increase revenues
- Improves service
- x-New service
- Convenience
- Other

Goals and Objectives

Explanation:

The project follows the approximate trace of the former Blacks Run Greenway alignment. Phase 1 is complete and goes from Mt. Clinton Pike to Suter Street. Phase 2, connecting Jefferson Street and Monroe Street was constructed through a community effort as a stone path, and was paved by the City. Phase 3, connecting Phase 1 across the railroad tracks to the intersection of Mt Clinton Pike and Virginia Ave (Route 42) is necessary to fill a gap between the end of Phase 1 and other existing pedestrian and bicycle infrastructure. The Brookside Phase will construct the path between Jefferson St and Roberts Court, with a connection to Drake Lane, to improve neighborhood access and continuity of the off-street Greenway. Additional phases will construct the path to North Main Street at Johnson Street. This project would achieve progress towards meeting the Sustainable Transportation Targets in the City's Environmental Action Plan approved by Council on June 14, 2022.

G 13
O 13.2

Alternative:

Do not complete planned project.

Expenditures:	Prior	2024	2025	2026	2027	2028	Future	Total
Planning	\$287,018						\$250,000	\$537,018
Land	\$50,000						\$250,000	\$300,000
Construction							\$5,000,000	\$5,000,000
Equipment								\$0
Other Expenses								\$0
Total	\$337,018	\$0	\$0	\$0	\$0	\$0	\$5,500,000	\$5,837,018

Funding Sources:	Prior	2024	2025	2026	2027	2028	Future	Total
General Revenue	\$168,509							\$168,509
Enterprise Revenue								\$0
Bond Proceeds								\$0
Grants	\$168,509						\$5,500,000	\$5,668,509
Capital Project Fund								\$0
Other Revenue								\$0
Total	\$337,018	\$0	\$0	\$0	\$0	\$0	\$5,500,000	\$5,837,018

Operating Impacts:	Prior	2024	2025	2026	2027	2028	Future	Total
Personnel								\$0
Operating								\$0
Capital								\$0
Offsets								\$0
Total	\$0	\$0	\$0	51	\$0	\$0	\$0	\$0



Capital Improvement Program FY2024 thru FY2028 Project Request Form

Project Title: North Main Street Sidewalk

Project Code: PWSTP38

Project Priority: Priority 2

Project Type: ADDITION

Start Date (FYE): Prior

Department: 9101

Status: Active

Completion Date (FYE): Beyond

Description:

Construct sidewalk on the west side of North Main Street from Charles Street to Mt. Clinton Pike, and add bike lanes in both directions on North Main Street. Smart Scale application.

Justifications:

- Mandated
- x-Remove hazards
- Maintains service
- x-Increase efficiency
- Increase revenues
- x-Improves service
- x-New service
- Convenience
- Other

Explanation:

Provide connection to multiple destinations and residential complexes, including an income-based housing complex where residents rely on alternative transportation to access daily needs in the downtown area.

This project would achieve progress towards meeting the Sustainable Transportation Targets in the City's Environmental Action Plan approved by Council on June 14, 2022.

Goals and Objectives

- G 13
- O 13.1
- O 13.2

Alternative:

Do not build the sidewalk and wait for private development or redevelopment to occur, which could result in the private developer providing the sidewalk improvements.

Expenditures:	Prior	2024	2025	2026	2027	2028	Future	Total
Planning	\$1,185,902							\$1,185,902
Land	\$2,332,305					\$1,961,937		\$4,294,242
Construction							\$3,512,784	\$3,512,784
Equipment								\$0
Other Expenses								\$0
Total	\$3,518,207	\$0	\$0	\$0	\$0	\$1,961,937	\$3,512,784	\$8,992,928

Funding Sources:	Prior	2024	2025	2026	2027	2028	Future	Total
General Revenue								\$0
Enterprise Revenue								\$0
Bond Proceeds								\$0
Grants	\$3,518,207					\$1,961,937	\$3,512,784	\$8,992,928
Capital Project Fund								\$0
Other Revenue								\$0
Total	\$3,518,207	\$0	\$0	\$0	\$0	\$1,961,937	\$3,512,784	\$8,992,928

Operating Impacts:	Prior	2024	2025	2026	2027	2028	Future	Total
Personnel								\$0
Operating								\$0
Capital								\$0
Offsets								\$0
Total	\$0	\$0	\$0	\$0	\$0	\$0	\$0	\$0



Capital Improvement Program FY2024 thru FY2028 Project Request Form

Project Title: Reservoir Street Sidewalk

Project Code: PWSTP40

Project Priority: Priority 2

Project Type: ADDITION

Start Date (FYE): 2026

Department: 9101

Status: Active

Completion Date (FYE): Beyond

Description:

Project #1 - Construct a five-foot sidewalk on north side of Reservoir Street between the Harrisonburg Crossing entrance and Dutch Mill Court. Smart Scale application. All funding shown below.

Project #2 - Construct a five-foot sidewalk on the north side of Reservoir Street between Dutch Mill Court to MLK Jr. Way. Funding for this component is not reflected below.

Project #3 - Construct a five-foot sidewalk on the north side of Reservoir Street between Hawkins Street and Franklin Street. Funding for this component is not reflected below.

Justifications:

- Mandated
- x-Remove hazards
- Maintains service
- Increase efficiency
- Increase revenues
- x-Improves service
- New service
- Convenience
- Other

Explanation:

Project #1 and #2 - Pedestrians utilize the north side of Reservoir Street heavily and have worn a path along the side of the road. While a sidewalk exists on the south side of the roadway, residential communities are on the north side of the roadway and pedestrians walk on this side of the street to gain access to shopping areas east of I-81.

Project #3 - Due to the COVID-19 Pandemic and limited school bus capacity, Harrisonburg City Schools have begun an initiative where students within specified walking distances of schools would be required to walk and would not be provided a bus. This initiative would remain in place after the pandemic due to the overall benefits to the school system. This segment of Reservoir is within the Spotswood Elementary School area and would meet this distance requirement if sidewalks were located along this segment of Reservoir St, which would connect Hawkins and Franklin to the recently upgrade crossing of Reservoir St at Hawkins Street.

This project would achieve progress towards meeting the Sustainable Transportation Targets in the City's Environmental Action Plan approved by Council on June 14, 2022.

Goals and Objectives

- G 7
- O 7.1
- G 13
- O 13.2

Alternative:

Continue to have pedestrians walking between the curb of a 4-lane facility and its guardrail, and down a steep slope to reach Harrisonburg Crossing. Wait for redevelopment to occur at Harrisonburg Crossing and on the north side of the I-81, at which time the developer would be required by the Design and Construction Standards Manual to build the sidewalk.

Expenditures:	Prior	2024	2025	2026	2027	2028	Future	Total
Planning				\$1,074,276			\$325,000	\$1,399,276
Land						\$1,240,651	\$150,000	\$1,390,651
Construction							\$6,252,760	\$6,252,760
Equipment								\$0
Other Expenses								\$0
Total	\$0	\$0	\$0	\$1,074,276	\$0	\$1,240,651	\$6,727,760	\$9,042,687

Funding Sources:	Prior	2024	2025	2026	2027	2028	Future	Total
General Revenue								\$0
Enterprise Revenue								\$0
Bond Proceeds								\$0
Grants				\$1,074,276		\$1,240,651	\$6,727,760	\$9,042,687
Capital Project Fund								\$0
Other Revenue								\$0
Total	\$0	\$0	\$0	\$1,074,276	\$0	\$1,240,651	\$6,727,760	\$9,042,687

Operating Impacts:	Prior	2024	2025	2026	2027	2028	Future	Total
---------------------------	-------	------	------	------	------	------	--------	-------



Personnel									\$0
Operating									\$0
Capital									\$0
Offsets									\$0
Total	\$0	\$0	\$0	\$0	\$0	\$0	\$0	\$0	\$0

DRAFT



Capital Improvement Program FY2024 thru FY2028 Project Request Form

Project Title: Port Republic Road Sidewalk - Main Street to Crawford Avenue

Project Code: PWSTP47

Project Priority: Priority 2

Project Type: ADDITION

Start Date (FYE): Beyond

Department: 9101

Status: Active

Completion Date (FYE): Beyond

Description:

Construct a five-foot wide sidewalk on the south side of Port Republic Road between South Main Street and Crawford Avenue. Relocate crosswalks at the intersection of Port Republic Road and South Main Street to be perpendicular to shorten crossing distance and reduce pedestrian/vehicle conflicts.

Justifications:

- Mandated
- Remove hazards
- Maintains service
- Increase efficiency
- Increase revenues
- Improves service
- New service
- Convenience
- Other

Explanation:

Due to the close proximity to JMU, demand for pedestrian facilities is high along Port Republic Road. Construction of a sidewalk on the south side of the road increases safety for pedestrians who would otherwise walk in the road or need to cross four vehicle travel lanes to reach a sidewalk. Pedestrians have frequently been observed walking in the street on this arterial roadway. This project would achieve progress towards meeting the Sustainable Transportation Targets in the City's Environmental Action Plan approved by Council on June 14, 2022.

Goals and Objectives

- G 13
- O 13.1
- O 13.2

Alternative:

None.

Expenditures:	Prior	2024	2025	2026	2027	2028	Future	Total
Planning							\$450,000	\$450,000
Land							\$100,000	\$100,000
Construction							\$2,450,000	\$2,450,000
Equipment								\$0
Other Expenses								\$0
Total	\$0	\$0	\$0	\$0	\$0	\$0	\$3,000,000	\$3,000,000

Funding Sources:	Prior	2024	2025	2026	2027	2028	Future	Total
General Revenue								\$0
Enterprise Revenue								\$0
Bond Proceeds								\$0
Grants							\$3,000,000	\$3,000,000
Capital Project Fund								\$0
Other Revenue								\$0
Total	\$0	\$0	\$0	\$0	\$0	\$0	\$3,000,000	\$3,000,000

Operating Impacts:	Prior	2024	2025	2026	2027	2028	Future	Total
Personnel								\$0
Operating								\$0
Capital								\$0
Offsets								\$0
Total	\$0	\$0	\$0	\$0	\$0	\$0	\$0	\$0



Capital Improvement Program FY2024 thru FY2028 Project Request Form

Project Title: Erickson / Pear Street Intersection Improvements

Project Code: PWSTP48

Project Priority: Priority 2

Project Type: IMPROVEMENT

Start Date (FYE): 2026

Department: 9101

Status: Active

Completion Date (FYE): Beyond

Description:

Install a "Michigan Left Turn" at the intersection of Erickson Avenue and Pear Street. A "Michigan Left Turn" restricts left turns from the side street by forcing a right turn, which leads to a protected u-turn downstream from the intersection. Smart Scale application.

Justifications:

- Mandated
- x-Remove hazards
- x-Maintains service
- x-Increase efficiency
- Increase revenues
- x-Improves service
- New service
- Convenience
- Other

Explanation:

A rezoning in Rockingham County has recently been approved for a large residential development off of Pear Street near this intersection. During the Traffic Impact Analysis for that development, intersection operation was studied and found to be nearing warrants for signalization. However, due to the close proximity of the railroad crossing and High Street, signalization is most likely not practical. The alternative intersection "Michigan Left Turn" was initially evaluated and when modeled provided operational and safety improvements. The City and VDOT completed a study through the STARS program to determine the overall benefits of this project.

Goals and Objectives

- G 13
- O 13.1
- O 13.2

Alternative:

Do not complete the planned project and continue to monitor the intersection.

Expenditures:	Prior	2024	2025	2026	2027	2028	Future	Total
Planning				\$968,956				\$968,956
Land						\$191,429		\$191,429
Construction							\$3,144,906	\$3,144,906
Equipment								\$0
Other Expenses								\$0
Total	\$0	\$0	\$0	\$968,956	\$0	\$191,429	\$3,144,906	\$4,305,291

Funding Sources:	Prior	2024	2025	2026	2027	2028	Future	Total
General Revenue								\$0
Enterprise Revenue								\$0
Bond Proceeds								\$0
Grants				\$968,956		\$191,429	\$3,144,906	\$4,305,291
Capital Project Fund								\$0
Other Revenue								\$0
Total	\$0	\$0	\$0	\$968,956	\$0	\$191,429	\$3,144,906	\$4,305,291

Operating Impacts:	Prior	2024	2025	2026	2027	2028	Future	Total
Personnel								\$0
Operating								\$0
Capital								\$0
Offsets								\$0
Total	\$0	\$0	\$0	\$0	\$0	\$0	\$0	\$0



Capital Improvement Program FY2024 thru FY2028 Project Request Form

Project Title: Port Republic Road - Forest Hill Road
Project Code: PWSTP50
Project Priority: Priority 2 **Project Type:** ADDITION **Start Date (FYE):** 2028
Department: 9101 **Status:** Active **Completion Date (FYE):** 2032

Description:

Construct westbound right turn lane with 100' of storage and 100' taper at the intersection of Port Republic Road and Forest Hill Road. Potential for funding through Smart Scale program.

Justifications:

- Mandated
- x-Remove hazards
- x-Maintains service
- x-Increase efficiency
- Increase revenues
- x-Improves service
- New service
- Convenience
- Other

Explanation:

The Port Republic Road Safety and Operations Study evaluated the Port Republic Road corridor and provided many recommendations for changes to improve safety and operations. Geometric changes were recommended for this intersection to increase safety and reduce congestion on this high-traffic corridor.

Alternative:

Maintain existing infrastructure and lanes.

Goals and Objectives

G 13
O 13.1

Expenditures:	Prior	2024	2025	2026	2027	2028	Future	Total
Planning							\$334,348	\$334,348
Land							\$100,000	\$100,000
Construction							\$2,335,655	\$2,335,655
Equipment								\$0
Other Expenses								\$0
Total	\$0	\$0	\$0	\$0	\$0	\$0	\$2,770,003	\$2,770,003

Funding Sources:	Prior	2024	2025	2026	2027	2028	Future	Total
General Revenue								\$0
Enterprise Revenue								\$0
Bond Proceeds								\$0
Grants							\$2,770,003	\$2,770,003
Capital Project Fund								\$0
Other Revenue								\$0
Total	\$0	\$0	\$0	\$0	\$0	\$0	\$2,770,003	\$2,770,003

Operating Impacts:	Prior	2024	2025	2026	2027	2028	Future	Total
Personnel								\$0
Operating								\$0
Capital								\$0
Offsets								\$0
Total	\$0	\$0	\$0	\$0	\$0	\$0	\$0	\$0



Capital Improvement Program FY2024 thru FY2028 Project Request Form

Project Title: Pedestrian Signals

Project Code: PWSTP51

Project Priority: Priority 2

Project Type: ADDITION

Start Date (FYE): 2016

Department: 9101

Status: Active

Completion Date (FYE): Beyond

Description:

Continue adding audible pedestrian signals to signalized intersections (various locations) that were not completed with the first phase of APS upgrades due to budget limitations. Potential for VDOT funding.

Justifications:

- Mandated
- x-Remove hazards
- Maintains service
- Increase efficiency
- Increase revenues
- x-Improves service
- New service
- Convenience
- Other

Explanation:

This project will improve pedestrian safety, particularly for the visually impaired, but also for pedestrians in general.

Alternative:

Do not complete planned project.

Goals and Objectives

- G 13
- O 13.1
- O 13.2

Expenditures:	Prior	2024	2025	2026	2027	2028	Future	Total
Planning								\$0
Land			\$25,000					\$25,000
Construction	\$445,000			\$300,000			\$100,000	\$845,000
Equipment								\$0
Other Expenses								\$0
Total	\$445,000	\$0	\$25,000	\$300,000	\$0	\$0	\$100,000	\$870,000

Funding Sources:	Prior	2024	2025	2026	2027	2028	Future	Total
General Revenue								\$0
Enterprise Revenue								\$0
Bond Proceeds								\$0
Grants	\$445,000		\$25,000	\$300,000			\$100,000	\$870,000
Capital Project Fund								\$0
Other Revenue								\$0
Total	\$445,000	\$0	\$25,000	\$300,000	\$0	\$0	\$100,000	\$870,000

Operating Impacts:	Prior	2024	2025	2026	2027	2028	Future	Total
Personnel								\$0
Operating								\$0
Capital								\$0
Offsets								\$0
Total	\$0	\$0	\$0	\$0	\$0	\$0	\$0	\$0



Capital Improvement Program FY2024 thru FY2028 Project Request Form

Project Title: Old Furnace Road Sidewalk Gaps

Project Code: PWSTP52

Project Priority: Priority 2

Project Type: ADDITION

Start Date (FYE): 2024

Department: 9101

Status: Active

Completion Date (FYE): 2026

Description:

Fill sidewalk gaps between Summit Street and North 38 apartment complex sidewalk and add bike lanes. Potential for VDOT funding.

Justifications:

- Mandated
- Remove hazards
- Maintains service
- Increase efficiency
- Increase revenues
- Improves service
- New service
- Convenience
- Other

Explanation:

This project will improve pedestrian safety, and increase walkability between a variety of housing types and downtown. This project would achieve progress towards meeting the Sustainable Transportation Targets in the City's Environmental Action Plan approved by Council on June 14, 2022.

Alternative:

Do not complete planned project.

Goals and Objectives

G 13
O 13.2

Expenditures:	Prior	2024	2025	2026	2027	2028	Future	Total
Planning								\$0
Land						\$75,000		\$75,000
Construction							\$1,000,000	\$1,000,000
Equipment								\$0
Other Expenses								\$0
Total	\$0	\$0	\$0	\$0	\$0	\$75,000	\$1,000,000	\$1,075,000

Funding Sources:	Prior	2024	2025	2026	2027	2028	Future	Total
General Revenue								\$0
Enterprise Revenue								\$0
Bond Proceeds								\$0
Grants						\$75,000	\$1,000,000	\$1,075,000
Capital Project Fund								\$0
Other Revenue								\$0
Total	\$0	\$0	\$0	\$0	\$0	\$75,000	\$1,000,000	\$1,075,000

Operating Impacts:	Prior	2024	2025	2026	2027	2028	Future	Total
Personnel								\$0
Operating								\$0
Capital								\$0
Offsets								\$0
Total	\$0	\$0	\$0	\$0	\$0	\$0	\$0	\$0



Capital Improvement Program FY2024 thru FY2028 Project Request Form

Project Title: Central Avenue Sidewalk

Project Code: PWSTP53

Project Priority: Priority 2

Project Type: CONSTRUCTION

Start Date (FYE): 2026

Department: 9101

Status: Active

Completion Date (FYE): Beyond

Description:

Construction of sidewalk and ADA ramps along Central Avenue between South Avenue and Laurel Street.

Justifications:

- Mandated
- Remove hazards
- Maintains service
- Increase efficiency
- Increase revenues
- x-Improves service
- x-New service
- Convenience
- Other

Explanation:

Due to the COVID-19 Pandemic and limited school bus capacity, Harrisonburg City Schools have begun an initiative where students within specified walking distances of schools would be required to walk and would not be provided a bus. This initiative would remain in place after the pandemic due to the overall benefits to the school system. This segment of Central is within the Keister Elementary School area and would meet this distance requirement if sidewalks were located along this segment of Central Avenue. This project would achieve progress towards meeting the Sustainable Transportation Targets in the City's Environmental Action Plan approved by Council on June 14, 2022.

Goals and Objectives

- G 7
- O 7.1
- G 13
- O 13.1
- O 13.2

Alternative:

Not require students within this neighborhood to walk to Keister due to the lack of a safe accommodation.

Expenditures:	Prior	2024	2025	2026	2027	2028	Future	Total
Planning				\$70,000				\$70,000
Land					\$50,000			\$50,000
Construction							\$350,000	\$350,000
Equipment								\$0
Other Expenses								\$0
Total	\$0	\$0	\$0	\$70,000	\$50,000	\$0	\$350,000	\$470,000

Funding Sources:	Prior	2024	2025	2026	2027	2028	Future	Total
General Revenue				\$70,000	\$50,000		\$350,000	\$470,000
Enterprise Revenue								\$0
Bond Proceeds								\$0
Grants								\$0
Capital Project Fund								\$0
Other Revenue								\$0
Total	\$0	\$0	\$0	\$70,000	\$50,000	\$0	\$350,000	\$470,000

Operating Impacts:	Prior	2024	2025	2026	2027	2028	Future	Total
Personnel								\$0
Operating								\$0
Capital								\$0
Offsets								\$0
Total	\$0	\$0	\$0	\$0	\$0	\$0	\$0	\$0



Capital Improvement Program FY2024 thru FY2028 Project Request Form

Project Title: Mt Clinton Pike Corridor Safety Project

Project Code: PWSTP56

Project Priority: Priority 2

Project Type: IMPROVEMENT

Start Date (FYE): 2026

Department: 9101

Status: Active

Completion Date (FYE): Beyond

Description:

Construct a single-lane roundabout at the Mt. Clinton Pike & Acorn Dr intersection. The roundabout will include shared use path on all sides, with appropriate crosswalks, to accommodate those walking or biking around the roundabout. Sidewalk will be constructed along the north side of Mt. Clinton Pike between Acorn Drive and a sidewalk that will be built by others along the frontage of the corner parcel at N. Main Street. Additional sidewalk will be constructed along the east side of Acorn Dr between Mt. Clinton Pike and existing sidewalk 450' north of Mt. Clinton Pike. Smart Scale application

Justifications:

- Mandated
- x-Remove hazards
- Maintains service
- x-Increase efficiency
- Increase revenues
- x-Improves service
- x-New service
- Convenience
- Other

Explanation:

The Mt. Clinton Pike and Acorn Drive intersection has been identified as a "potential for safety improvement" (PSI) location by VDOT, due to crashes that have occurred there. An evaluation of the intersection shows that delay for drivers on Acorn Drive will increase significantly if there are no changes to the intersection. A roundabout would address the safety concern at the intersection and reduce delay for those driving through the intersection. The additional sidewalks and shared use paths along Mt. Clinton Pike and Acorn Drive will increase options for people getting to the jobs and destinations located in this area. This project would achieve progress towards meeting the Sustainable Transportation Targets in the City's Environmental Action Plan approved by Council on June 14, 2022.

Goals and Objectives

- G 13
- O 13.1
- O 13.2

Alternative:

Maintain existing infrastructure.

Expenditures:	Prior	2024	2025	2026	2027	2028	Future	Total
Planning				\$1,481,111				\$1,481,111
Land						\$1,134,058		\$1,134,058
Construction							\$5,840,532	\$5,840,532
Equipment								\$0
Other Expenses								\$0
Total	\$0	\$0	\$0	\$1,481,111	\$0	\$1,134,058	\$5,840,532	\$8,455,701

Funding Sources:	Prior	2024	2025	2026	2027	2028	Future	Total
General Revenue								\$0
Enterprise Revenue								\$0
Bond Proceeds								\$0
Grants				\$1,481,111		\$1,134,058	\$5,840,532	\$8,455,701
Capital Project Fund								\$0
Other Revenue								\$0
Total	\$0	\$0	\$0	\$1,481,111	\$0	\$1,134,058	\$5,840,532	\$8,455,701

Operating Impacts:	Prior	2024	2025	2026	2027	2028	Future	Total
Personnel								\$0
Operating								\$0
Capital								\$0
Offsets								\$0
Total	\$0	\$0	\$0	\$0	\$0	\$0	\$0	\$0



Capital Improvement Program FY2024 thru FY2028 Project Request Form

Project Title: Solar Implementation Plan
Project Code: PWSTP57
Project Priority: Priority 3 **Project Type:** IMPROVEMENT **Start Date (FYE):** 2024
Department: 9101 **Status:** Active **Completion Date (FYE):** 2024

Description:

Conduct a solar implementation feasibility study for all City Municipal and School facilities to evaluate both ground mounted and roof top solar units.

Justifications:

Mandated
 Remove hazards
 Maintains service
 x-Increase efficiency
 Increase revenues
 Improves service
 New service
 Convenience
 Other

Explanation:

Study would provide maximum size of system per facility, roof upgrade needs, estimated system installation costs, life span predictions, and a cost benefit analysis over the life of each facility's system.

Alternative:

None.

Goals and Objectives

G 11
 O 11.1
 O 11.2

Expenditures:	Prior	2024	2025	2026	2027	2028	Future	Total
Planning		\$60,000						\$60,000
Land								\$0
Construction								\$0
Equipment								\$0
Other Expenses								\$0
Total	\$0	\$60,000	\$0	\$0	\$0	\$0	\$0	\$60,000

Funding Sources:	Prior	2024	2025	2026	2027	2028	Future	Total
General Revenue		\$60,000						\$60,000
Enterprise Revenue								\$0
Bond Proceeds								\$0
Grants								\$0
Capital Project Fund								\$0
Other Revenue								\$0
Total	\$0	\$60,000	\$0	\$0	\$0	\$0	\$0	\$60,000

Operating Impacts:	Prior	2024	2025	2026	2027	2028	Future	Total
Personnel								\$0
Operating								\$0
Capital								\$0
Offsets								\$0
Total	\$0	\$0	\$0	\$0	\$0	\$0	\$0	\$0



Capital Improvement Program FY2024 thru FY2028 Project Request Form

Project Title: Liberty Street - Downtown Harrisonburg

Project Code: PWSTP58

Project Priority: Priority 3

Project Type: IMPROVEMENT

Start Date (FYE): 2026

Department: 9101

Status: Active

Completion Date (FYE): 2033

Description:

The project will reconfigure US 11 - Liberty St and Noll Dr - in Downtown Harrisonburg to replace a vehicle lane with a two-way separated bike lane between the intersection of Main St & Noll Dr and the intersection of Main St & Liberty St. Improvements will be made to the signalized intersections to provide signals for people walking and biking. Improvements at unsignalized intersections and path beginning/end points will ensure safe access/egress for people biking. A northbound bike lane will be created on S. Main Street between MLK Jr Way and Grattan Street. The project will reconfigure the intersection of S. Main Street, Liberty Street and Grattan Street to improve safety. Existing pull-in/back out parking on the east side of Liberty Street just north of Wolfe Street will be eliminated and the entrance to it will be closed and replaced with sidewalk and appropriate landscaping. Additionally, the project will rebuild sidewalk for two segments on the corridor. Smart Scale application.

Justifications:

- Mandated
- x-Remove hazards
- Maintains service
- Increase efficiency
- Increase revenues
- x-Improves service
- x-New service
- Convenience
- Other

Explanation:

This project is a recommendation of the Harrisonburg Downtown 2040 Plan. It provides safe and continuous bicycle infrastructure for those biking to and through downtown. The project would also improve safety and desirability of walking on the Liberty Street/Noll Drive corridor. This project would achieve progress towards meeting the Sustainable Transportation Targets in the City's Environmental Action Plan approved by Council on June 14, 2022.

Goals and Objectives

- G 13
- O 13.1
- O 13.2

Alternative:

Maintain existing infrastructure and lanes.

Expenditures:	Prior	2024	2025	2026	2027	2028	Future	Total
Planning				\$1,664,508				\$1,664,508
Land							\$936,181	\$936,181
Construction							\$12,128,152	\$12,128,152
Equipment								\$0
Other Expenses								\$0
Total	\$0	\$0	\$0	\$1,664,508	\$0	\$0	\$13,064,333	\$14,728,841

Funding Sources:	Prior	2024	2025	2026	2027	2028	Future	Total
General Revenue								\$0
Enterprise Revenue								\$0
Bond Proceeds								\$0
Grants				\$1,664,508			\$13,064,333	\$14,728,841
Capital Project Fund								\$0
Other Revenue								\$0
Total	\$0	\$0	\$0	\$1,664,508	\$0	\$0	\$13,064,333	\$14,728,841

Operating Impacts:	Prior	2024	2025	2026	2027	2028	Future	Total
Personnel								\$0
Operating								\$0
Capital								\$0
Offsets								\$0
Total	\$0	\$0	\$0	\$0	\$0	\$0	\$0	\$0



Capital Improvement Program FY2024 thru FY2028 Project Request Form

Project Title: South Main Street Corridor Safety - Northern Scope

Project Code: PWSTP60

Project Priority: Priority 2

Project Type: IMPROVEMENT

Start Date (FYE): 2026

Department: 9101

Status: Active

Completion Date (FYE): Beyond

Description:

The project includes multiple improvements on S. Main Street and E. Kaylor Park Drive. The project includes construction of median on S. Main Street from Southgate Court to just south of Mosby Road. Two median breaks will be created, providing full access intersections. At Pointe Drive, a northbound acceleration lane will be constructed to allow two stage left turns onto S. Main Street from Pointe Drive. With the addition of the median, geometric standards of S. Main Street will be adjusted to support a lower design speed/speed limit, to be consistent with the land use trend in this area of the city. Sidewalk will be constructed on the east side of S. Main Street to fill a gap between Pleasant Valley Rd and E. Kaylor Park Drive. Sidewalk will also be constructed on S. Main Street between the existing sidewalk north of Pointe Drive and just south of Pointe Drive where a new crosswalk, with RRFB and median pedestrian refuge island, will be constructed to cross S. Main Street. This will provide enhanced pedestrian safety and access to the new high school. Two bus shelter pads will be constructed, behind the sidewalk, one on the east side and one on the west side of S. Main Street.

Justifications:

- Mandated
- x-Remove hazards
- Maintains service
- x-Increase efficiency
- Increase revenues
- x-Improves service
- x-New service
- Convenience
- Other

Goals and Objectives

- G 13
- O 13.1
- O 13.2
- O 13.3

Explanation:

A 'Project Pipeline' study, funded by the VDOT, was completed to evaluate safety, operations and multimodal infrastructure on this corridor. This project includes multiple of the recommendations from that study. Along with addressing existing issues, there is a desire to improve the corridor due to the increase in traffic that will result from construction of Rocktown High School. Smart Scale application. This project would achieve progress towards meeting the Sustainable Transportation Targets in the City's Environmental Action Plan approved by Council on June 14, 2022.

Alternative:

Maintain existing infrastructure and lanes.

Expenditures:	Prior	2024	2025	2026	2027	2028	Future	Total
Planning				\$614,523				\$614,523
Land						\$1,593,227		\$1,593,227
Construction							\$4,432,163	\$4,432,163
Equipment								\$0
Other Expenses								\$0
Total	\$0	\$0	\$0	\$614,523	\$0	\$1,593,227	\$4,432,163	\$6,639,913

Funding Sources:	Prior	2024	2025	2026	2027	2028	Future	Total
General Revenue								\$0
Enterprise Revenue								\$0
Bond Proceeds								\$0
Grants				\$614,523		\$1,593,227	\$4,432,163	\$6,639,913
Capital Project Fund								\$0
Other Revenue								\$0
Total	\$0	\$0	\$0	\$614,523	\$0	\$1,593,227	\$4,432,163	\$6,639,913

Operating Impacts:	Prior	2024	2025	2026	2027	2028	Future	Total
Personnel								\$0
Operating								\$0
Capital								\$0
Offsets								\$0
Total	\$0	\$0	\$0	\$0	\$0	\$0	\$0	\$0



Capital Improvement Program FY2024 thru FY2028 Project Request Form

Project Title: South Main Street Study Additional Improvements
Project Code: PWSTP61
Project Priority: Priority 2 **Project Type:** IMPROVEMENT **Start Date (FYE):** Beyond
Department: 9101 **Status:** Active **Completion Date (FYE):** Beyond

Description:

The project includes multiple improvements on S. Main Street. Sidewalk would be built along the west side of S. Main Street between the existing sidewalk at Pleasant Valley Rd and W. Kaylor Park Dr. Median would be built between Baxter Dr and Southgate Ct. Sidewalk would be constructed on the east side of S. Main St between the two intersections of E. Kaylor Park Dr and S. Main St. Sidewalk would be constructed on the east side of S. Main St between E. Kaylor Park Dr and Mosby Rd. Bus shelter pads would be constructed behind the sidewalk at all bus stops.

Justifications:

- Mandated
- x-Remove hazards
- Maintains service
- Increase efficiency
- Increase revenues
- x-Improves service
- x-New service
- Convenience
- Other

Explanation:

A 'Project Pipeline' study, funded by VDOT, was completed to evaluate safety, operations and multimodal infrastructure on this corridor. This project includes multiple of the recommendations from that study. Along with addressing existing issues, there is a desire to improve the corridor due to the increase in traffic that will result from construction of Rocktown High School. This project would achieve progress towards meeting the Sustainable Transportation Targets in the City's Environmental Action Plan approved by Council on June 14, 2022.

Goals and Objectives

- G 13
- O 13.1
- O 13.2
- O 13.3

Alternative:

Maintain existing infrastructure and lanes.

Expenditures:	Prior	2024	2025	2026	2027	2028	Future	Total
Planning							\$350,000	\$350,000
Land							\$3,500,000	\$3,500,000
Construction							\$2,500,000	\$2,500,000
Equipment								\$0
Other Expenses								\$0
Total	\$0	\$0	\$0	\$0	\$0	\$0	\$6,350,000	\$6,350,000

Funding Sources:	Prior	2024	2025	2026	2027	2028	Future	Total
General Revenue								\$0
Enterprise Revenue								\$0
Bond Proceeds								\$0
Grants							\$6,350,000	\$6,350,000
Capital Project Fund								\$0
Other Revenue								\$0
Total	\$0	\$0	\$0	\$0	\$0	\$0	\$6,350,000	\$6,350,000

Operating Impacts:	Prior	2024	2025	2026	2027	2028	Future	Total
Personnel								\$0
Operating								\$0
Capital								\$0
Offsets								\$0
Total	\$0	\$0	\$0	\$0	\$0	\$0	\$0	\$0



Capital Improvement Program FY2024 thru FY2028 Project Request Form

Project Title: Land Acquisition, Purcell Park

Project Code: P&R 28-1

Project Priority: Priority 3

Project Type: ADDITION

Start Date (FYE): Future

Department: 710171

Status: Active

Completion Date (FYE): Future

Description:

Purchase of property that becomes available near Purcell Park.

Justifications:

- Mandated
- Remove hazards
- Maintains service
- Increase efficiency
- Increase revenues
- x-Improves service
- x-New service
- Convenience
- Other

Explanation:

A recommendation of the Purcell Park Master Plan was to purchase additional property around Purcell Park to create an entrance from Main Street and for the addition of the highly requested dog park.

Alternative:

Do not purchase property and exclude the additional amenities from the build out of Purcell Park per the Master Plan.

Goals and Objectives

- G 12
- O 12.1
- O 12.2
- O 12.4

Expenditures:	Prior	2024	2025	2026	2027	2028	Future	Total
Planning								\$0
Land							\$1,000,000	\$1,000,000
Construction								\$0
Equipment								\$0
Other Expenses								\$0
Total	\$0	\$0	\$0	\$0	\$0	\$0	\$1,000,000	\$1,000,000

Funding Sources:	Prior	2024	2025	2026	2027	2028	Future	Total
General Revenue							\$1,000,000	\$1,000,000
Enterprise Revenue								\$0
Bond Proceeds								\$0
Grants								\$0
Capital Project Fund								\$0
Other Revenue								\$0
Total	\$0	\$0	\$0	\$0	\$0	\$0	\$1,000,000	\$1,000,000

Operating Impacts:	Prior	2024	2025	2026	2027	2028	Future	Total
Personnel								\$0
Operating								\$0
Capital								\$0
Offsets								\$0
Total	\$0	\$0	\$0	\$0	\$0	\$0	\$0	\$0



Capital Improvement Program FY2024 thru FY2028 Project Request Form

Project Title: Riven Rock Restrooms

Project Code: P&R 24-8

Project Priority: Priority 2

Project Type: ADDITION & REPLACEMENT

Start Date (FYE): 2025

Department: 710271

Status: Active

Completion Date (FYE): 2025

Description:

Riven Rock Park is a heavily wooded nature park with multiple picnic shelters and water features as its main amenities. At current time, the park has badly deteriorated restroom facilities that are in poor condition and outdated. A pre-cast replacement option is available and widely used in parks that are similar to Riven Rock Park. This new restroom facility will replace the outhouse facility currently at the park.

Justifications:

- Mandated
- x-Remove hazards
- Maintains service
- x-Increase efficiency
- x-Increase revenues
- x-Improves service
- x-New service
- x-Convenience
- Other

Explanation:

Replace pit style outhouse with vault style flushable restrooms. Placement of this prefabricated facility would be in a central location and serve the whole of the park. Green Flush Technologies has combined the advantages of a flush restroom with the self-containment feature of a vault toilet. Units are ADA accessible and have sinks with running water (not currently available at Riven Rock Park).

Goals and Objectives

- G 12
- O 12.1
- O 12.2
- O 12.4

Alternative:

Do nothing and remove outhouses when no longer usable, and delay any future development of Riven Rock so as not to encourage use.

Transition Riven Rock Park to a "primitive" site with no features other than those that nature provides.

Expenditures:

	Prior	2024	2025	2026	2027	2028	Future	Total
Planning								\$0
Land								\$0
Construction			\$125,000					\$125,000
Equipment								\$0
Other Expenses								\$0
Total	\$0	\$0	\$125,000	\$0	\$0	\$0	\$0	\$125,000

Funding Sources:

	Prior	2024	2025	2026	2027	2028	Future	Total
General Revenue			\$125,000					\$125,000
Enterprise Revenue								\$0
Bond Proceeds								\$0
Grants								\$0
Capital Project Fund								\$0
Other Revenue								\$0
Total	\$0	\$0	\$125,000	\$0	\$0	\$0	\$0	\$125,000

Operating Impacts:

	Prior	2024	2025	2026	2027	2028	Future	Total
Personnel								\$0
Operating								\$0
Capital								\$0
Offsets								\$0
Total	\$0	\$0	\$0	\$0	\$0	\$0	\$0	\$0



Capital Improvement Program FY2024 thru FY2028 Project Request Form

Project Title: CAC Traffic Calming and Parking Lot Repaving

Project Code: P&R 24-7

Project Priority: Priority 3

Project Type: IMPROVEMENT

Start Date (FYE): 2028

Department: 710471

Status: Active

Completion Date (FYE): 2028

Description:

Traffic calming measures at the Community Activities Center to reduce cut-through traffic, improve traffic flow/safety, and add a drop off/unloading zone. The project would also include repaving of the main parking lot.

Justifications:

- Mandated
- x-Remove hazards
- Maintains service
- x-Increase efficiency
- Increase revenues
- x-Improves service
- New service
- Convenience
- Other

Explanation:

The driveways entering and exiting the CAC are used as a "road" or short-cut to circumvent the traffic signal at Route 33 and Dogwood Drive. After a review by Public Works, it was determined that a new traffic flow pattern would minimize the cut-through traffic creating a safer environment for users of the CAC. This new traffic pattern would include traffic calming measures, better define entrances and exits, and create a designated drop off/pick up and unloading zone.

Goals and Objectives

Alternative:

Do nothing.

- G 12
- O 12.1
- O 12.2
- O 12.3
- O 12.4

Expenditures:	Prior	2024	2025	2026	2027	2028	Future	Total
Planning								\$0
Land								\$0
Construction						\$488,000		\$488,000
Equipment								\$0
Other Expenses								\$0
Total	\$0	\$0	\$0	\$0	\$0	\$488,000	\$0	\$488,000

Funding Sources:	Prior	2024	2025	2026	2027	2028	Future	Total
General Revenue						\$488,000		\$488,000
Enterprise Revenue								\$0
Bond Proceeds								\$0
Grants								\$0
Capital Project Fund								\$0
Other Revenue								\$0
Total	\$0	\$0	\$0	\$0	\$0	\$488,000	\$0	\$488,000

Operating Impacts:	Prior	2024	2025	2026	2027	2028	Future	Total
Personnel								\$0
Operating								\$0
Capital								\$0
Offsets								\$0
Total	\$0	\$0	\$0	\$0	\$0	\$0	\$0	\$0



Capital Improvement Program FY2024 thru FY2028 Project Request Form

Project Title: Ralph Sampson Park Splashpad
Project Code: P&R 25-3
Project Priority: Priority 3 **Project Type:** DEVELOPMENT **Start Date (FYE):** 2024
Department: 710671 **Status:** Active **Completion Date (FYE):** 2025

Description:

A master plan for improvements at Ralph Sampson Park was completed in 2008 with improvements projected in five phases. Phase 1 and Phase 2 have been completed consisting of the entrance road, cul-de-sac and two picnic shelters and comfort station. This request is for Phase 3 - Spray Park/Splash Pad.

Justifications:

- Mandated
- Remove hazards
- Maintains service
- Increase efficiency
- Increase revenues
- x-Improves service
- x-New service
- Convenience
- x-Other

Explanation:

A master plan for improvements at Ralph Sampson Park was completed in 2008. The goals of the plan were to "...establish a plan of action for Ralph Sampson Park that is representative of the desires of the community and the needs of the City; that respects the character of the site; and that can adapt to the future needs of the City and surrounding neighborhoods." Community input was instrumental in the final design of the park.

Goals and Objectives

- G 3
- O 3.1
- O 4.1
- O 5.1
- G 12
- O 12.1
- O 12.2
- O 12.3
- O 12.4

Phase 3 of the final design included the community's desire for a Spray Park or splash Pad. The construction of the Spray Park would be phased over two years. The first phase would focus on design. During design, there is an opportunity to again, engage the community to allow for incorporation of their ideas and the historical characteristics of the area into the overall theme of the new splash pad. The second phase would include construction.

The initial construction cost estimated in 2008 (as part of the Master Plan) was \$407,000. That was more than 15 years ago. With design to take place in FY24 and construction in FY25, the cost of construction including a spray park big enough to accommodate 100-150 users at a time, utilities, grading, parking, etc, will be about 1.8 million dollars.

Alternative:

To not construct a Spray Park.

Expenditures:	Prior	2024	2025	2026	2027	2028	Future	Total
Planning		\$75,000						\$75,000
Land								\$0
Construction		\$2,125,000						\$2,125,000
Equipment								\$0
Other Expenses								\$0
Total	\$0	\$2,200,000	\$0	\$0	\$0	\$0	\$0	\$2,200,000

Funding Sources:	Prior	2024	2025	2026	2027	2028	Future	Total
General Revenue								\$0
Enterprise Revenue								\$0
Bond Proceeds								\$0
Grants								\$0
Capital Project Fund		\$2,200,000						\$2,200,000
Other Revenue								\$0
Total	\$0	\$2,200,000	\$0	\$0	\$0	\$0	\$0	\$2,200,000

Operating Impacts:	Prior	2024	2025	2026	2027	2028	Future	Total
Personnel								\$0
Operating								\$0
Capital								\$0
Offsets								\$0
Total	\$0	\$0	\$0	\$0	\$0	\$0	\$0	\$0



Capital Improvement Program FY2024 thru FY2028 Project Request Form

Project Title: Westover Pool Dome Replacement

Project Code: P&R 24-6

Project Priority: Priority 3

Project Type: REPLACEMENT

Start Date (FYE): 2025

Department: 710771

Status: Active

Completion Date (FYE): 2025

Description:

Replace existing dome structure and air lock entrances at Westover Pool.

Justifications:

- Mandated
- x-Remove hazards
- Maintains service
- x-Increase efficiency
- Increase revenues
- x-Improves service
- New service
- Convenience
- Other

Explanation:

The current dome was installed in 1990 and after over 30 years of wear and tear from operations, it has sustained some significant staining as well as damage to the plastic material. The current air lock entrance has been repaired numerous times but those repairs are holding for shorter periods of time with less efficacy.

Alternative:

Continue operation until the current dome is no longer structurally viable.

Goals and Objectives

- G 12
- O 12.1
- O 12.2
- O 12.4

Expenditures:	Prior	2024	2025	2026	2027	2028	Future	Total
Planning								\$0
Land								\$0
Construction								\$0
Equipment			\$150,000					\$150,000
Other Expenses								\$0
Total	\$0	\$0	\$150,000	\$0	\$0	\$0	\$0	\$150,000

Funding Sources:	Prior	2024	2025	2026	2027	2028	Future	Total
General Revenue			\$150,000					\$150,000
Enterprise Revenue								\$0
Bond Proceeds								\$0
Grants								\$0
Capital Project Fund								\$0
Other Revenue								\$0
Total	\$0	\$0	\$150,000	\$0	\$0	\$0	\$0	\$150,000

Operating Impacts:	Prior	2024	2025	2026	2027	2028	Future	Total
Personnel								\$0
Operating								\$0
Capital								\$0
Offsets								\$0
Total	\$0	\$0	\$0	\$0	\$0	\$0	\$0	\$0



Capital Improvement Program FY2024 thru FY2028 Project Request Form

Project Title: Heritage Oaks Golf Course - Bridge Replacement

Project Code: P&R 27-2

Project Priority: Priority 2

Project Type: REPLACEMENT

Start Date (FYE): 2025

Department: 730271

Status: Active

Completion Date (FYE): Future

Description:

The golf course cart bridges at Heritage Oaks were built during original construction in 2000-2001. They were built with a wooden pole and wooden top decking design not in compliance with current engineering and building codes for either weight bearing or flood loading.

In the last two decades they have been displaced from their positions from flooding rain events multiple times. The bridges scheduled for replacement were displaced twice during the heavy rains of 2018.

Justifications:

- Mandated
- x-Remove hazards
- x-Maintains service
- Increase efficiency
- Increase revenues
- x-Improves service
- New service
- Convenience
- Other

Explanation:

Significant wear and tear resulted to the extent that the bridges cannot be repaired to provide safe passage by golfers. As we replace these structures they will be designed and constructed to meet current standards and applicable codes.

The new design developed by Monteverde Engineering incorporates a steel girder structure ensconced in anchored, concrete abutments, and topped with pressure treated decking and rails designed to withstand flooding loads and light vehicular traffic that travels the golf course paths.

Goals and Objectives

- G 12
- O 12.1
- O 12.2
- O 12.4

Alternative:

Do nothing.

Expenditures:	Prior	2024	2025	2026	2027	2028	Future	Total
Planning								\$0
Land								\$0
Construction			\$80,000				\$250,000	\$330,000
Equipment								\$0
Other Expenses								\$0
Total	\$0	\$0	\$80,000	\$0	\$0	\$0	\$250,000	\$330,000

Funding Sources:	Prior	2024	2025	2026	2027	2028	Future	Total
General Revenue			\$80,000				\$250,000	\$330,000
Enterprise Revenue								\$0
Bond Proceeds								\$0
Grants								\$0
Capital Project Fund								\$0
Other Revenue								\$0
Total	\$0	\$0	\$80,000	\$0	\$0	\$0	\$250,000	\$330,000

Operating Impacts:	Prior	2024	2025	2026	2027	2028	Future	Total
Personnel								\$0
Operating								\$0
Capital								\$0
Offsets								\$0
Total	\$0	\$0	\$0	\$0	\$0	\$0	\$0	\$0



Capital Improvement Program FY2024 thru FY2028 Project Request Form

Project Title: Smithland Athletic Complex Phase 2 Development
Project Code: P&R 24-5
Project Priority: Priority 2 **Project Type:** DEVELOPMENT **Start Date (FYE):** 2024
Department: 910771 **Status:** Active **Completion Date (FYE):** 2026

Description:

The Comprehensive Master Plan for Parks and Recreation completed in 2003 and updated in 2013, recommends that the Smithland Road Property be fully developed per the Smithland Road Park Master Plan, completed in 2004.

Justifications:

- Mandated
- Remove hazards
- Maintains service
- x-Increase efficiency
- x-Increase revenues
- x-Improves service
- New service
- Convenience
- Other

Explanation:

Funding in 2024 includes completing the current side of Smithland currently undergoing renovations. Funding would provide field lighting on Pads 1,2, and 3. The project would also construct an additional restroom facility near the football field.

Funding in 2026 would include funding for creation of Pad 5, Renovation of Pad 4, irrigation install on both pads, and permanent restrooms on side 2 of the Smithland Sports Complex. This also constructs an entry road, parking along Pad 4 and Pad 5.

Additionally, the master plan recently completed for Purcell Park calls for the relocation of the athletic fields that continue to be negatively impacted by flooding. This impact effects our local sports organizations by having to cancel activities for multiple days. This further moves the Smithland Sports Complex towards that goal.

Goals and Objectives

- G 12
- O 12.1
- O 12.2
- O 12.3
- O 12.4

Alternative:

None. As programs continue to grow, Parks and Recreation programs and leagues are stuck at current capacity because a lack of field space and lighted fields in the city. Currently, many youth programs must place kids on waiting lists to play youth sports and adult leagues are capped because of a lack of space. As programs continue to grow, the lack of an adequate place to play hinders our abilities as a community to provide an outlet for children and adults to play sports in our city.

Expenditures:	Prior	2024	2025	2026	2027	2028	Future	Total
Planning								\$0
Land								\$0
Construction		\$1,200,000		\$3,250,000				\$4,450,000
Equipment								\$0
Other Expenses								\$0
Total	\$0	\$1,200,000	\$0	\$3,250,000	\$0	\$0	\$0	\$4,450,000

Funding Sources:	Prior	2024	2025	2026	2027	2028	Future	Total
General Revenue		\$200,000						\$200,000
Enterprise Revenue								\$0
Bond Proceeds				\$3,250,000				\$3,250,000
Grants								\$0
Capital Project Fund								\$0
Other Revenue		\$1,000,000						\$1,000,000
Total	\$0	\$1,200,000	\$0	\$3,250,000	\$0	\$0	\$0	\$4,450,000

Operating Impacts:	Prior	2024	2025	2026	2027	2028	Future	Total
Personnel								\$0
Operating								\$0
Capital								\$0
Offsets								\$0
Total	\$0	\$0	\$0	\$0	\$0	\$0	\$0	\$0



Capital Improvement Program FY2024 thru FY2028 Project Request Form

Project Title: Heritage Oaks Drainage Improvements

Project Code: PWSWPR21

Project Priority: Priority 3

Project Type: IMPROVEMENT

Start Date (FYE): 2024

Department: 910541

Status: Active

Completion Date (FYE): 2025

Description:

This project will provide improvements to the main irrigation basin located at Heritage Oaks Golf Course, as well as rehabilitate a stream channel through the Golf Course that feeds the basin.

Justifications:

- Mandated
- Remove hazards
- Maintains service
- Increase efficiency
- Increase revenues
- x-Improves service
- New service
- Convenience
- Other

Explanation:

The main irrigation basin will have a sediment forebay installed at the upstream end of the basin, and the basin will be dredged to remove existing sediment that has accumulated over the years. The stream restoration will improve the drainage channel leading from West Market St, and will assist in preventing future sediment accumulation within the basin.

Alternative:

Continue to accumulate sediment within the main irrigation basin, which reduces the overall capacity to provide irrigation water for the golf course.

Goals and Objectives

- G 11
- O 11.3
- O 11.4

Expenditures:	Prior	2024	2025	2026	2027	2028	Future	Total
Planning		\$50,000						\$50,000
Land								\$0
Construction			\$1,500,000					\$1,500,000
Equipment								\$0
Other Expenses								\$0
Total	\$0	\$50,000	\$1,500,000	\$0	\$0	\$0	\$0	\$1,550,000

Funding Sources:	Prior	2024	2025	2026	2027	2028	Future	Total
General Revenue		\$50,000	\$1,500,000					\$1,550,000
Enterprise Revenue								\$0
Bond Proceeds								\$0
Grants								\$0
Capital Project Fund								\$0
Other Revenue								\$0
Total	\$0	\$50,000	\$1,500,000	\$0	\$0	\$0	\$0	\$1,550,000

Operating Impacts:	Prior	2024	2025	2026	2027	2028	Future	Total
Personnel								\$0
Operating								\$0
Capital								\$0
Offsets								\$0
Total	\$0	\$0	\$0	\$0	\$0	\$0	\$0	\$0



Capital Improvement Program FY2024 thru FY2028 Project Request Form

Project Title: Kids Castle
Project Code: P&R2428
Project Priority: Priority 2 **Project Type:** REPLACEMENT **Start Date (FYE):** 2024
Department: 910771 **Status:** Active **Completion Date (FYE):** 2024

Description:

The Purcell Park Master Plan was completed in 2020. Priority areas included an evaluation of the current stormwater/flooding issues, the redesign of "Kids Castle," and the improvements of areas and infrastructure surrounding the entire sides of Kids Castle including parking, drainage, etc. Redevelopment of the playground at Purcell Park was one of the most important aspects of the master plan and a major focus area during the community engagement process. The survey data revealed that more than 50% of the people visiting Purcell Park enjoy this amenity in some form. Kids Castle is the most popular activity in the park after trails and nature and it is the number one amenity that park visitors want to upgrade. The current playground has serious health and safety concerns, as well as being within the floodplain with portions in the floodway. Because of these two issues, the master plan proposes to completely remove the current playground and replace it with a new playground facility. Kids and parents overwhelmingly like the convenient location of the current playground, the unique character and theme, and the imaginative play opportunities it offers. This request is for renovation of Kids Castle, implementation of Phase 1a and eventually 1b of the Master Plan.

Justifications:

- Mandated
- Remove hazards
- x-Maintains service
- Increase efficiency
- Increase revenues
- x-Improves service
- New service
- Convenience
- Other

Goals and Objectives

- G 12
- O 12.1
- O 12.2
- O 12.3
- O 12.4

Explanation:

Kids' Castle Playground was constructed in 1990 as a community build project by a group of community volunteers. Many residents clearly remember both playing on Kids Castle as children and continue to visit with their families today. Over the years weather and wear & tear have contributed to the deterioration of this structure. Repeated flooding events have also exacerbated condition issues, as well as caused the playground to be shut down for several weeks at a time. The towers lack play spaces for very young children and there is limited accessibility to the structure by anyone with mobility challenges. Concerns with the playground go beyond maintenance to safety. Community members and children speak of splinters and nails; the surfacing material is also a serious safety concern and fall hazard; and, the City's Certified Playground Safety Inspector has identified over 100 Priority 1 Safety Concerns - those needing corrected immediately. While the City continues to provide ongoing maintenance to the playground structure, these deficiencies are too serious, and too pervasive, to recommend keeping the playground in place as it is today. The new design of the playground area was the direct result of a very robust community engagement process conducted during the master plan development. An extensive hydrological analysis of the site also played an important role in the design and prompted elevating most of the play area by three and half feet. This is to ensure that the playground does not get flooded even during 100-year flood events.

Alternative:

The only responsible and reasonable alternative is to replace Kid's Castle. However, if no action is taken, Parks and Recreation will continue to repair and remove hazards. Delaying renovation of the playground will result in increased costs, over time and safety hazards to users in the present. Many communities have already removed structures like Kids Castle due to safety concerns and playground standards.

Expenditures:	Prior	2024	2025	2026	2027	2028	Future	Total
Planning								\$0
Land								\$0
Construction		\$3,175,000						\$3,175,000
Equipment								\$0
Other Expenses								\$0
Total	\$0	\$3,175,000	\$0	\$0	\$0	\$0	\$0	\$3,175,000

Funding Sources:	Prior	2024	2025	2026	2027	2028	Future	Total
General Revenue		\$2,650,000						\$2,650,000
Enterprise Revenue				75				\$0
Bond Proceeds								\$0



Grants									\$0
Capital Project Fund		\$525,000							\$525,000
Other Revenue									\$0
Total	\$0	\$3,175,000	\$0	\$0	\$0	\$0	\$0	\$0	\$3,175,000

Operating Impacts:	Prior	2024	2025	2026	2027	2028	Future	Total
Personnel								\$0
Operating								\$0
Capital								\$0
Offsets								\$0
Total	\$0	\$0	\$0	\$0	\$0	\$0	\$0	\$0

DRAFT



Capital Improvement Program FY2024 thru FY2028 Project Request Form

Project Title: Elizabeth Street Deck
Project Code: DP20071
Project Priority: Priority 2 **Project Type:** ADDITION & REPLACEMENT **Start Date (FYE):** Beyond
Department: 810921 **Status:** Active **Completion Date (FYE):** Beyond

Description:

Replace Elizabeth Street Parking Deck with a minimum 500 space facility and to consider multi-use structure.

Justifications:

Mandated
 Remove hazards
 x-Maintains service
 x-Increase efficiency
 x-Increase revenues
 x-Improves service
 New service
 Convenience
 Other

Explanation:

Elizabeth Street Parking Deck is approximately 50 years old and nearing the end of its useful service life.

Alternative:

Continue utilizing general fund revenue to maintain existing Elizabeth Street Deck.
 Consider replacement as part of a PPEA or public private partnership opportunity.

Goals and Objectives

G 18
 O 18.1
 O 18.2

Expenditures:	Prior	2024	2025	2026	2027	2028	Future	Total
Planning							\$1,000,000	\$1,000,000
Land								\$0
Construction							\$14,000,000	\$14,000,000
Equipment								\$0
Other Expenses								\$0
Total	\$0	\$0	\$0	\$0	\$0	\$0	\$15,000,000	\$15,000,000

Funding Sources:	Prior	2024	2025	2026	2027	2028	Future	Total
General Revenue								\$0
Enterprise Revenue								\$0
Bond Proceeds							\$15,000,000	\$15,000,000
Grants								\$0
Capital Project Fund								\$0
Other Revenue								\$0
Total	\$0	\$0	\$0	\$0	\$0	\$0	\$15,000,000	\$15,000,000

Operating Impacts:	Prior	2024	2025	2026	2027	2028	Future	Total
Personnel								\$0
Operating								\$0
Capital								\$0
Offsets								\$0
Total	\$0	\$0	\$0	\$0	\$0	\$0	\$0	\$0



Capital Improvement Program FY2024 thru FY2028 Project Request Form

Project Title: Water Street Parking Deck
Project Code: DP20073
Project Priority: Priority 2 **Project Type:** ADDITION & REPLACEMENT **Start Date (FYE):** Beyond
Department: 810921 **Status:** Active **Completion Date (FYE):** Beyond

Description:

Replace Water Street Parking Deck with a minimum 500 space facility and to consider multi-use structure.

Explanation:

Water Street Parking Deck is approximately 50 years old and nearing the end of its useful service life.

Alternative:

Continue utilizing general fund revenue to maintain existing Water Street Deck.
 Consider replacement as part of a PPEA or public private partnership opportunity.
 Consider alternative locations to replace the Water Street Parking Deck.

Justifications:

- Mandated
- Remove hazards
- x-Maintains service
- x-Increase efficiency
- x-Increase revenues
- x-Improves service
- New service
- Convenience
- Other

Goals and Objectives

- G 18
- O 18.1
- O 18.2

Expenditures:	Prior	2024	2025	2026	2027	2028	Future	Total
Planning							\$1,000,000	\$1,000,000
Land								\$0
Construction							\$14,000,000	\$14,000,000
Equipment								\$0
Other Expenses								\$0
Total	\$0	\$0	\$0	\$0	\$0	\$0	\$15,000,000	\$15,000,000

Funding Sources:	Prior	2024	2025	2026	2027	2028	Future	Total
General Revenue								\$0
Enterprise Revenue								\$0
Bond Proceeds							\$15,000,000	\$15,000,000
Grants								\$0
Capital Project Fund								\$0
Other Revenue								\$0
Total	\$0	\$0	\$0	\$0	\$0	\$0	\$15,000,000	\$15,000,000

Operating Impacts:	Prior	2024	2025	2026	2027	2028	Future	Total
Personnel								\$0
Operating								\$0
Capital								\$0
Offsets								\$0
Total	\$0	\$0	\$0	\$0	\$0	\$0	\$0	\$0



Capital Improvement Program FY2024 thru FY2028 Project Request Form

Project Title: Public Safety Building Parking Deck

Project Code: DP20076

Project Priority: Priority 3

Project Type: REBUILD

Start Date (FYE): Beyond

Department: 810921

Status: Active

Completion Date (FYE): Beyond

Description:

Construct a new Public Safety Building parking deck in the location of the existing Public Safety Building parking lot. Parking deck would be provide 150 public safety spaces and 150 public spaces.

Justifications:

- Mandated
- x-Remove hazards
- x-Maintains service
- x-Increase efficiency
- Increase revenues
- x-Improves service
- New service
- Convenience
- Other

Explanation:

Security is an important aspect of any public safety building and providing separated secure parking facilities for both public safety vehicles, as well as public safety employee vehicles is important. This project would construct a new parking deck that would both accommodate a secure levels for Public Safety staff usage, as well parking levels that would be open to the general public.

Goals and Objectives

Alternative:

None.

- G 18
- O 18.1
- O 18.2

Expenditures:	Prior	2024	2025	2026	2027	2028	Future	Total
Planning							\$1,000,000	\$1,000,000
Land								\$0
Construction							\$8,000,000	\$8,000,000
Equipment								\$0
Other Expenses								\$0
Total	\$0	\$0	\$0	\$0	\$0	\$0	\$9,000,000	\$9,000,000

Funding Sources:	Prior	2024	2025	2026	2027	2028	Future	Total
General Revenue								\$0
Enterprise Revenue								\$0
Bond Proceeds							\$9,000,000	\$9,000,000
Grants								\$0
Capital Project Fund								\$0
Other Revenue								\$0
Total	\$0	\$0	\$0	\$0	\$0	\$0	\$9,000,000	\$9,000,000

Operating Impacts:	Prior	2024	2025	2026	2027	2028	Future	Total
Personnel								\$0
Operating								\$0
Capital								\$0
Offsets								\$0
Total	\$0	\$0	\$0	\$0	\$0	\$0	\$0	\$0



Capital Improvement Program FY2024 thru FY2028 Project Request Form

Project Title: Mason/Elizabeth Parking Lot Improvements
Project Code: DP20077
Project Priority: Priority 3 **Project Type:** ADDITION & RENOVATION **Start Date (FYE):** 2024
Department: 810921 **Status:** Active **Completion Date (FYE):** 2024

Description:

Improve and expand the existing City parking lot at the corner of Mason Street and Elizabeth Street.

Justifications:

Mandated
 Remove hazards
 x-Maintains service
 x-Increase efficiency
 Increase revenues
 x-Improves service
 New service
 Convenience
 Other

Explanation:

The existing parking lot is adjacent to an abandoned HEC substation, which was located on City property. Public Works has removed the concrete pad for the substation and prepared plans that allow for expansion of the existing City parking lot onto this parcel. The expansion would provide 19 parking spaces and 2 handicap spaces. In addition to the expansion in parking, the City would make a connection to the adjoining property to the south.

Goals and Objectives

Alternative:

Do not expand the parking area.

O 4.4
 O 13.2

Expenditures:	Prior	2024	2025	2026	2027	2028	Future	Total
Planning								\$0
Land								\$0
Construction		\$250,000						\$250,000
Equipment								\$0
Other Expenses								\$0
Total	\$0	\$250,000	\$0	\$0	\$0	\$0	\$0	\$250,000

Funding Sources:	Prior	2024	2025	2026	2027	2028	Future	Total
General Revenue		\$125,000						\$125,000
Enterprise Revenue								\$0
Bond Proceeds								\$0
Grants								\$0
Capital Project Fund								\$0
Other Revenue		\$125,000						\$125,000
Total	\$0	\$250,000	\$0	\$0	\$0	\$0	\$0	\$250,000

Operating Impacts:	Prior	2024	2025	2026	2027	2028	Future	Total
Personnel								\$0
Operating								\$0
Capital								\$0
Offsets								\$0
Total	\$0	\$0	\$0	\$0	\$0	\$0	\$0	\$0



Capital Improvement Program FY2024 thru FY2028 Project Request Form

Project Title: Outdoor Learning Space at Waterman Elementary School
Project Code: HCPS124
Project Priority: Priority 2 **Project Type:** CONSTRUCTION **Start Date (FYE):** 2024
Department: 1311 **Status:** Active **Completion Date (FYE):** 2024

Description:

Design and build outdoor learning spaces at Waterman Elementary School

Justifications:

- Mandated
- Remove hazards
- Maintains service
- Increase efficiency
- Increase revenues
- x-Improves service
- x-New service
- Convenience
- Other

Explanation:

Provide students with an opportunity to enhance their learning opportunities in an environment outside of the traditional classroom.

Alternative:

Continue current operations.

Goals and Objectives

G 7

Expenditures:	Prior	2024	2025	2026	2027	2028	Future	Total
Planning								\$0
Land								\$0
Construction		\$365,270						\$365,270
Equipment								\$0
Other Expenses								\$0
Total	\$0	\$365,270	\$0	\$0	\$0	\$0	\$0	\$365,270

Funding Sources:	Prior	2024	2025	2026	2027	2028	Future	Total
General Revenue		\$365,270						\$365,270
Enterprise Revenue								\$0
Bond Proceeds								\$0
Grants								\$0
Capital Project Fund								\$0
Other Revenue								\$0
Total	\$0	\$365,270	\$0	\$0	\$0	\$0	\$0	\$365,270

Operating Impacts:	Prior	2024	2025	2026	2027	2028	Future	Total
Personnel								\$0
Operating								\$0
Capital								\$0
Offsets								\$0
Total	\$0	\$0	\$0	\$0	\$0	\$0	\$0	\$0



Capital Improvement Program FY2024 thru FY2028 Project Request Form

Project Title: Outdoor Learning Space at Thomas Harrison Middle School
Project Code: HCPS224
Project Priority: Priority 2 **Project Type:** CONSTRUCTION **Start Date (FYE):** 2025
Department: 1311 **Status:** Active **Completion Date (FYE):** 2025

Description:

Design and build outdoor learning spaces at Thomas Harrison Middle School.

Justifications:

- Mandated
- Remove hazards
- Maintains service
- Increase efficiency
- Increase revenues
- x-Improves service
- x-New service
- Convenience
- Other

Explanation:

Provide students with an opportunity to enhance their learning opportunities in an environment outside of the traditional classroom.

Alternative:

Continue current operations

Goals and Objectives

G 7

Expenditures:	Prior	2024	2025	2026	2027	2028	Future	Total
Planning								\$0
Land								\$0
Construction			\$309,165					\$309,165
Equipment								\$0
Other Expenses								\$0
Total	\$0	\$0	\$309,165	\$0	\$0	\$0	\$0	\$309,165

Funding Sources:	Prior	2024	2025	2026	2027	2028	Future	Total
General Revenue			\$309,165					\$309,165
Enterprise Revenue								\$0
Bond Proceeds								\$0
Grants								\$0
Capital Project Fund								\$0
Other Revenue								\$0
Total	\$0	\$0	\$309,165	\$0	\$0	\$0	\$0	\$309,165

Operating Impacts:	Prior	2024	2025	2026	2027	2028	Future	Total
Personnel								\$0
Operating								\$0
Capital								\$0
Offsets								\$0
Total	\$0	\$0	\$0	\$0	\$0	\$0	\$0	\$0



Capital Improvement Program FY2024 thru FY2028 Project Request Form

Project Title: Outdoor Learning Space at Stone Spring Elementary School

Project Code: HCPS324

Project Priority: Priority 2

Project Type: CONSTRUCTION

Start Date (FYE): 2026

Department: 1311

Status: Active

Completion Date (FYE): 2026

Description:

Design and build outdoor learning spaces at Stone Spring Elementary School.

Justifications:

- Mandated
- Remove hazards
- Maintains service
- Increase efficiency
- Increase revenues
- x-Improves service
- x-New service
- Convenience
- Other

Explanation:

Provide students with an opportunity to enhance their learning opportunities in an environment outside of the traditional classroom.

Alternative:

Continue current operations.

Goals and Objectives

G 7

Expenditures:	Prior	2024	2025	2026	2027	2028	Future	Total
Planning								\$0
Land								\$0
Construction				\$323,687				\$323,687
Equipment								\$0
Other Expenses								\$0
Total	\$0	\$0	\$0	\$323,687	\$0	\$0	\$0	\$323,687

Funding Sources:	Prior	2024	2025	2026	2027	2028	Future	Total
General Revenue				\$323,687				\$323,687
Enterprise Revenue								\$0
Bond Proceeds								\$0
Grants								\$0
Capital Project Fund								\$0
Other Revenue								\$0
Total	\$0	\$0	\$0	\$323,687	\$0	\$0	\$0	\$323,687

Operating Impacts:	Prior	2024	2025	2026	2027	2028	Future	Total
Personnel								\$0
Operating								\$0
Capital								\$0
Offsets								\$0
Total	\$0	\$0	\$0	\$0	\$0	\$0	\$0	\$0



Capital Improvement Program FY2024 thru FY2028 Project Request Form

Project Title: Outdoor Learning Space at Skyline Middle School

Project Code: HCPS424

Project Priority: Priority 2

Project Type: CONSTRUCTION

Start Date (FYE): 2027

Department: 1311

Status: Active

Completion Date (FYE): 2027

Description:

Design and build outdoor learning spaces at Skyline Middle School

Justifications:

- Mandated
- Remove hazards
- Maintains service
- x-Increase efficiency
- Increase revenues
- Improves service
- New service
- Convenience
- Other

Explanation:

Provide students with an opportunity to enhance their learning opportunities in an environment outside of the traditional classroom.

Alternative:

Continue current operations.

Goals and Objectives

G 7

Expenditures:	Prior	2024	2025	2026	2027	2028	Future	Total
Planning								\$0
Land								\$0
Construction					\$327,919			\$327,919
Equipment								\$0
Other Expenses								\$0
Total	\$0	\$0	\$0	\$0	\$327,919	\$0	\$0	\$327,919

Funding Sources:	Prior	2024	2025	2026	2027	2028	Future	Total
General Revenue					\$327,919			\$327,919
Enterprise Revenue								\$0
Bond Proceeds								\$0
Grants								\$0
Capital Project Fund								\$0
Other Revenue								\$0
Total	\$0	\$0	\$0	\$0	\$327,919	\$0	\$0	\$327,919

Operating Impacts:	Prior	2024	2025	2026	2027	2028	Future	Total
Personnel								\$0
Operating								\$0
Capital								\$0
Offsets								\$0
Total	\$0	\$0	\$0	\$0	\$0	\$0	\$0	\$0



Capital Improvement Program FY2024 thru FY2028 Project Request Form

Project Title: Outdoor Learning Space at Smithland Elementary School

Project Code: HCPS524

Project Priority: Priority 2

Project Type: CONSTRUCTION

Start Date (FYE): 2027

Department: 1311

Status: Active

Completion Date (FYE): 2027

Description:

Design and build outdoor learning spaces at Smithland Elementary School.

Justifications:

- Mandated
- Remove hazards
- Maintains service
- Increase efficiency
- Increase revenues
- x-Improves service
- x-New service
- Convenience
- Other

Explanation:

Provide students with an opportunity to enhance their learning opportunities in an environment outside of the traditional classroom.

Alternative:

Continue current operations.

Goals and Objectives

G 7

Expenditures:	Prior	2024	2025	2026	2027	2028	Future	Total
Planning								\$0
Land								\$0
Construction					\$351,530			\$351,530
Equipment								\$0
Other Expenses								\$0
Total	\$0	\$0	\$0	\$0	\$351,530	\$0	\$0	\$351,530

Funding Sources:	Prior	2024	2025	2026	2027	2028	Future	Total
General Revenue					\$351,530			\$351,530
Enterprise Revenue								\$0
Bond Proceeds								\$0
Grants								\$0
Capital Project Fund								\$0
Other Revenue								\$0
Total	\$0	\$0	\$0	\$0	\$351,530	\$0	\$0	\$351,530

Operating Impacts:	Prior	2024	2025	2026	2027	2028	Future	Total
Personnel								\$0
Operating								\$0
Capital								\$0
Offsets								\$0
Total	\$0	\$0	\$0	\$0	\$0	\$0	\$0	\$0



Capital Improvement Program FY2024 thru FY2028 Project Request Form

Project Title: Outdoor Learning Space at Bluestone Elementary School

Project Code: HCPS624

Project Priority: Priority 2

Project Type: CONSTRUCTION

Start Date (FYE): 2028

Department: 1311

Status: Active

Completion Date (FYE): 2028

Description:

Design and build outdoor learning spaces at Bluestone Elementary School.

Justifications:

- Mandated
- Remove hazards
- Maintains service
- Increase efficiency
- Increase revenues
- x-Improves service
- x-New service
- Convenience
- Other

Explanation:

Provide students with an opportunity to enhance their learning opportunities in an environment outside of the traditional classroom.

Alternative:

Continue current operations.

Goals and Objectives

G 7

Expenditures:	Prior	2024	2025	2026	2027	2028	Future	Total
Planning								\$0
Land								\$0
Construction						\$311,420		\$311,420
Equipment								\$0
Other Expenses								\$0
Total	\$0	\$0	\$0	\$0	\$0	\$311,420	\$0	\$311,420

Funding Sources:	Prior	2024	2025	2026	2027	2028	Future	Total
General Revenue						\$311,420		\$311,420
Enterprise Revenue								\$0
Bond Proceeds								\$0
Grants								\$0
Capital Project Fund								\$0
Other Revenue								\$0
Total	\$0	\$0	\$0	\$0	\$0	\$311,420	\$0	\$311,420

Operating Impacts:	Prior	2024	2025	2026	2027	2028	Future	Total
Personnel								\$0
Operating								\$0
Capital								\$0
Offsets								\$0
Total	\$0	\$0	\$0	\$0	\$0	\$0	\$0	\$0



Capital Improvement Program FY2024 thru FY2028 Project Request Form

Project Title: Chiller Replacement at Harrisonburg High School

Project Code: HCPS724

Project Priority: Priority 2

Project Type: REPLACEMENT

Start Date (FYE): 2025

Department: 1311

Status: Active

Completion Date (FYE): 2025

Description:

Replace chiller at Harrisonburg High School.

Explanation:

The chiller is at the end of its life cycle.

Alternative:

Continue to maintain and repair chiller as needed.

Justifications:

- Mandated
- Remove hazards
- x-Maintains service
- x-Increase efficiency
- Increase revenues
- x-Improves service
- New service
- Convenience
- Other

Goals and Objectives

G 7

Expenditures:	Prior	2024	2025	2026	2027	2028	Future	Total
Planning								\$0
Land								\$0
Construction								\$0
Equipment			\$300,000					\$300,000
Other Expenses								\$0
Total	\$0	\$0	\$300,000	\$0	\$0	\$0	\$0	\$300,000

Funding Sources:	Prior	2024	2025	2026	2027	2028	Future	Total
General Revenue			\$300,000					\$300,000
Enterprise Revenue								\$0
Bond Proceeds								\$0
Grants								\$0
Capital Project Fund								\$0
Other Revenue								\$0
Total	\$0	\$0	\$300,000	\$0	\$0	\$0	\$0	\$300,000

Operating Impacts:	Prior	2024	2025	2026	2027	2028	Future	Total
Personnel								\$0
Operating								\$0
Capital								\$0
Offsets								\$0
Total	\$0	\$0	\$0	\$0	\$0	\$0	\$0	\$0



Capital Improvement Program FY2024 thru FY2028 Project Request Form

Project Title: Boiler Replacement at Harrisonburg High School

Project Code: HCPS824

Project Priority: Priority 2

Project Type: REPLACEMENT

Start Date (FYE): 2025

Department: 1311

Status: Active

Completion Date (FYE): 2025

Description:

Replace boilers at Harrisonburg High School.

Justifications:

- Mandated
- Remove hazards
- x-Maintains service
- x-Increase efficiency
- Increase revenues
- x-Improves service
- New service
- Convenience
- Other

Explanation:

The boilers are at the end of their life cycle.

Alternative:

Continue to maintain and repair boilers as needed.

Goals and Objectives

G 7

Expenditures:	Prior	2024	2025	2026	2027	2028	Future	Total
Planning								\$0
Land								\$0
Construction								\$0
Equipment			\$200,000					\$200,000
Other Expenses								\$0
Total	\$0	\$0	\$200,000	\$0	\$0	\$0	\$0	\$200,000

Funding Sources:	Prior	2024	2025	2026	2027	2028	Future	Total
General Revenue			\$200,000					\$200,000
Enterprise Revenue								\$0
Bond Proceeds								\$0
Grants								\$0
Capital Project Fund								\$0
Other Revenue								\$0
Total	\$0	\$0	\$200,000	\$0	\$0	\$0	\$0	\$200,000

Operating Impacts:	Prior	2024	2025	2026	2027	2028	Future	Total
Personnel								\$0
Operating								\$0
Capital								\$0
Offsets								\$0
Total	\$0	\$0	\$0	\$0	\$0	\$0	\$0	\$0



Capital Improvement Program FY2024 thru FY2028 Project Request Form

Project Title: Enhancements to Harrisonburg High School

Project Code: HCPS924

Project Priority: Priority 2

Project Type: RENOVATION

Start Date (FYE): 2025

Department: 1311

Status: Active

Completion Date (FYE): 2026

Description:

Enhancements and repairs to Harrisonburg High School.

Justifications:

- Mandated
- Remove hazards
- x-Maintains service
- x-Increase efficiency
- Increase revenues
- x-Improves service
- New service
- Convenience
- Other

Explanation:

Enhance Harrisonburg High school accommodate the current and future educational needs of our students as well as enhance their educational experiences. Classroom renovations to prepare students for the future as well as the creation of a dance studio with a dressing room. Renovation plans are subject to change as we begin the development process.

Alternative:

Continue current operations.

Goals and Objectives

G 7

Expenditures:	Prior	2024	2025	2026	2027	2028	Future	Total
Planning								\$0
Land								\$0
Construction			\$1,500,000	\$1,500,000				\$3,000,000
Equipment								\$0
Other Expenses								\$0
Total	\$0	\$0	\$1,500,000	\$1,500,000	\$0	\$0	\$0	\$3,000,000

Funding Sources:	Prior	2024	2025	2026	2027	2028	Future	Total
General Revenue			\$1,500,000	\$1,500,000				\$3,000,000
Enterprise Revenue								\$0
Bond Proceeds								\$0
Grants								\$0
Capital Project Fund								\$0
Other Revenue								\$0
Total	\$0	\$0	\$1,500,000	\$1,500,000	\$0	\$0	\$0	\$3,000,000

Operating Impacts:	Prior	2024	2025	2026	2027	2028	Future	Total
Personnel								\$0
Operating								\$0
Capital								\$0
Offsets								\$0
Total	\$0	\$0	\$0	\$0	\$0	\$0	\$0	\$0



Capital Improvement Program FY2024 thru FY2028 Project Request Form

Project Title: Roof Repair/Replacement at Harrisonburg High School (Auditorium)
Project Code: HCPS1024
Project Priority: Priority 2 **Project Type:** REPLACEMENT **Start Date (FYE):** 2024
Department: 1311 **Status:** Active **Completion Date (FYE):** 2024

Description:

Replace the auditorium roof section at Harrisonburg High School.

Justifications:

- Mandated
- x-Remove hazards
- x-Maintains service
- x-Increase efficiency
- Increase revenues
- x-Improves service
- New service
- Convenience
- Other

Explanation:

The auditorium roof has deteriorated to a level that we must replace this roof now to prevent any future damage. The warrant expired in February 2020.

Alternative:

Make repairs as needed.

Goals and Objectives

G 7

Expenditures:	Prior	2024	2025	2026	2027	2028	Future	Total
Planning								\$0
Land								\$0
Construction		\$80,000						\$80,000
Equipment								\$0
Other Expenses								\$0
Total	\$0	\$80,000	\$0	\$0	\$0	\$0	\$0	\$80,000

Funding Sources:	Prior	2024	2025	2026	2027	2028	Future	Total
General Revenue		\$80,000						\$80,000
Enterprise Revenue								\$0
Bond Proceeds								\$0
Grants								\$0
Capital Project Fund								\$0
Other Revenue								\$0
Total	\$0	\$80,000	\$0	\$0	\$0	\$0	\$0	\$80,000

Operating Impacts:	Prior	2024	2025	2026	2027	2028	Future	Total
Personnel								\$0
Operating								\$0
Capital								\$0
Offsets								\$0
Total	\$0	\$0	\$0	\$0	\$0	\$0	\$0	\$0



Capital Improvement Program FY2024 thru FY2028 Project Request Form

Project Title: Roof Repair/Replacement at Harrisonburg High School (Library)

Project Code: HCPS1124

Project Priority: Priority 2

Project Type: REPLACEMENT

Start Date (FYE): 2025

Department: 1311

Status: Active

Completion Date (FYE): 2025

Description:

Replace the library roof section at Harrisonburg High School.

Justifications:

- Mandated
- x-Remove hazards
- x-Maintains service
- x-Increase efficiency
- Increase revenues
- x-Improves service
- New service
- Convenience
- Other

Explanation:

The library roof section must be replaced to prevent any future damage. The warranty expired in February 2020.

Alternative:

Make repairs as needed.

Goals and Objectives

G 7

Expenditures:	Prior	2024	2025	2026	2027	2028	Future	Total
Planning								\$0
Land								\$0
Construction			\$50,000					\$50,000
Equipment								\$0
Other Expenses								\$0
Total	\$0	\$0	\$50,000	\$0	\$0	\$0	\$0	\$50,000

Funding Sources:	Prior	2024	2025	2026	2027	2028	Future	Total
General Revenue			\$50,000					\$50,000
Enterprise Revenue								\$0
Bond Proceeds								\$0
Grants								\$0
Capital Project Fund								\$0
Other Revenue								\$0
Total	\$0	\$0	\$50,000	\$0	\$0	\$0	\$0	\$50,000

Operating Impacts:	Prior	2024	2025	2026	2027	2028	Future	Total
Personnel								\$0
Operating								\$0
Capital								\$0
Offsets								\$0
Total	\$0	\$0	\$0	\$0	\$0	\$0	\$0	\$0



Capital Improvement Program FY2024 thru FY2028 Project Request Form

Project Title: Parking Lot Resurface at Harrisonburg High School

Project Code: HCPS1224

Project Priority: Priority 2

Project Type: REPLACEMENT

Start Date (FYE): 2026

Department: 1311

Status: Active

Completion Date (FYE): 2026

Description:

Resurface the parking lot at Harrisonburg High School.

Justifications:

- Mandated
- Remove hazards
- x-Maintains service
- Increase efficiency
- Increase revenues
- x-Improves service
- New service
- Convenience
- Other

Explanation:

The parking lot at Harrisonburg High School needs to be resurfaced to extend the useful life of the parking lot and prevent costly repairs.

Alternative:

Continue filling cracks in the pavement and make repairs as necessary to the asphalt.

Goals and Objectives

G 7

Expenditures:	Prior	2024	2025	2026	2027	2028	Future	Total
Planning								\$0
Land								\$0
Construction				\$250,000				\$250,000
Equipment								\$0
Other Expenses								\$0
Total	\$0	\$0	\$0	\$250,000	\$0	\$0	\$0	\$250,000

Funding Sources:	Prior	2024	2025	2026	2027	2028	Future	Total
General Revenue				\$250,000				\$250,000
Enterprise Revenue								\$0
Bond Proceeds								\$0
Grants								\$0
Capital Project Fund								\$0
Other Revenue								\$0
Total	\$0	\$0	\$0	\$250,000	\$0	\$0	\$0	\$250,000

Operating Impacts:	Prior	2024	2025	2026	2027	2028	Future	Total
Personnel								\$0
Operating								\$0
Capital								\$0
Offsets								\$0
Total	\$0	\$0	\$0	\$0	\$0	\$0	\$0	\$0



Capital Improvement Program FY2024 thru FY2028 Project Request Form

Project Title: Solar Panel Installation at Keister Elementary School.
Project Code: HCPS1324
Project Priority: Priority 2 **Project Type:** CONSTRUCTION **Start Date (FYE):** 2024
Department: 1311 **Status:** Active **Completion Date (FYE):** 2024

Description:

Install solar panels at Keister Elementary School.

Justifications:

- Mandated
- Remove hazards
- x-Maintains service
- x-Increase efficiency
- Increase revenues
- x-Improves service
- New service
- Convenience
- Other

Explanation:

Install solar panels at Keister Elementary School to produce electricity for the school in a sustainable and environmental friendly manner.

Alternative:

Continue current operations.

Goals and Objectives

G 7

Expenditures:	Prior	2024	2025	2026	2027	2028	Future	Total
Planning								\$0
Land								\$0
Construction		\$250,000						\$250,000
Equipment								\$0
Other Expenses								\$0
Total	\$0	\$250,000	\$0	\$0	\$0	\$0	\$0	\$250,000

Funding Sources:	Prior	2024	2025	2026	2027	2028	Future	Total
General Revenue		\$250,000						\$250,000
Enterprise Revenue								\$0
Bond Proceeds								\$0
Grants								\$0
Capital Project Fund								\$0
Other Revenue								\$0
Total	\$0	\$250,000	\$0	\$0	\$0	\$0	\$0	\$250,000

Operating Impacts:	Prior	2024	2025	2026	2027	2028	Future	Total
Personnel								\$0
Operating								\$0
Capital								\$0
Offsets								\$0
Total	\$0	\$0	\$0	\$0	\$0	\$0	\$0	\$0



Capital Improvement Program FY2024 thru FY2028 Project Request Form

Project Title: Parking Lot Resurface at Keister Elementary School

Project Code: HCPS1424

Project Priority: Priority 2

Project Type: REPLACEMENT

Start Date (FYE): 2026

Department: 1311

Status: Active

Completion Date (FYE): 2026

Description:

Resurface the parking lot at Keister Elementary School.

Justifications:

- Mandated
- Remove hazards
- x-Maintains service
- Increase efficiency
- Increase revenues
- x-Improves service
- New service
- Convenience
- Other

Explanation:

The parking lot at Keister Elementary School needs to be resurfaced to extend the useful life of the parking lot and prevent costly repairs.

Alternative:

Continue filling cracks in the pavement and make repairs as necessary to the asphalt.

Goals and Objectives

G 7

Expenditures:	Prior	2024	2025	2026	2027	2028	Future	Total
Planning								\$0
Land								\$0
Construction				\$75,000				\$75,000
Equipment								\$0
Other Expenses								\$0
Total	\$0	\$0	\$0	\$75,000	\$0	\$0	\$0	\$75,000

Funding Sources:	Prior	2024	2025	2026	2027	2028	Future	Total
General Revenue				\$75,000				\$75,000
Enterprise Revenue								\$0
Bond Proceeds								\$0
Grants								\$0
Capital Project Fund								\$0
Other Revenue								\$0
Total	\$0	\$0	\$0	\$75,000	\$0	\$0	\$0	\$75,000

Operating Impacts:	Prior	2024	2025	2026	2027	2028	Future	Total
Personnel								\$0
Operating								\$0
Capital								\$0
Offsets								\$0
Total	\$0	\$0	\$0	\$0	\$0	\$0	\$0	\$0



Capital Improvement Program FY2024 thru FY2028 Project Request Form

Project Title: Roof Repair/Replacement at Keister Elementary School (Cafeteria)
Project Code: HCPS1524
Project Priority: Priority 2 **Project Type:** REPLACEMENT **Start Date (FYE):** 2024
Department: 1311 **Status:** Active **Completion Date (FYE):** 2024

Description:

Replace the cafeteria roof section at Keister Elementary School.

Justifications:

- Mandated
- x-Remove hazards
- x-Maintains service
- x-Increase efficiency
- Increase revenues
- x-Improves service
- New service
- Convenience
- Other

Explanation:

Replace the cafeteria roof section at Keister Elementary School. On an annual basis we must replace and/or repair sections of Keister's roof as the majority was installed more than 20 years ago (warranty has expired). Two roof sections were installed in the 1980's.

Alternative:

Make repairs as needed.

Goals and Objectives

G 7

Expenditures:	Prior	2024	2025	2026	2027	2028	Future	Total
Planning								\$0
Land								\$0
Construction		\$120,000						\$120,000
Equipment								\$0
Other Expenses								\$0
Total	\$0	\$120,000	\$0	\$0	\$0	\$0	\$0	\$120,000

Funding Sources:	Prior	2024	2025	2026	2027	2028	Future	Total
General Revenue		\$120,000						\$120,000
Enterprise Revenue								\$0
Bond Proceeds								\$0
Grants								\$0
Capital Project Fund								\$0
Other Revenue								\$0
Total	\$0	\$120,000	\$0	\$0	\$0	\$0	\$0	\$120,000

Operating Impacts:	Prior	2024	2025	2026	2027	2028	Future	Total
Personnel								\$0
Operating								\$0
Capital								\$0
Offsets								\$0
Total	\$0	\$0	\$0	\$0	\$0	\$0	\$0	\$0



Capital Improvement Program FY2024 thru FY2028 Project Request Form

Project Title: Roof Repair/Replacement at Keister Elementary School (1980/1981)
Project Code: HCPS1624
Project Priority: Priority 2 **Project Type:** ADDITION & REPLACEMENT **Start Date (FYE):** 2025
Department: 1311 **Status:** Active **Completion Date (FYE):** 2025

Description:

Replace the "1980/1981 addition" roof section at Keister Elementary School.

Justifications:

- Mandated
- x-Remove hazards
- x-Maintains service
- x-Increase efficiency
- Increase revenues
- x-Improves service
- New service
- Convenience
- Other

Explanation:

Replace the "1980/1981 addition" roof section at Keister Elementary School. On an annual basis we must replace and/or repair sections of Keister's roof as the majority was installed more than 20 years ago (warranty has expired).

Alternative:

Make repairs as needed.

Goals and Objectives

G 7

Expenditures:	Prior	2024	2025	2026	2027	2028	Future	Total
Planning								\$0
Land								\$0
Construction								\$0
Equipment			\$100,000					\$100,000
Other Expenses								\$0
Total	\$0	\$0	\$100,000	\$0	\$0	\$0	\$0	\$100,000

Funding Sources:	Prior	2024	2025	2026	2027	2028	Future	Total
General Revenue			\$100,000					\$100,000
Enterprise Revenue								\$0
Bond Proceeds								\$0
Grants								\$0
Capital Project Fund								\$0
Other Revenue								\$0
Total	\$0	\$0	\$100,000	\$0	\$0	\$0	\$0	\$100,000

Operating Impacts:	Prior	2024	2025	2026	2027	2028	Future	Total
Personnel								\$0
Operating								\$0
Capital								\$0
Offsets								\$0
Total	\$0	\$0	\$0	\$0	\$0	\$0	\$0	\$0



Capital Improvement Program FY2024 thru FY2028 Project Request Form

Project Title: Roof Repair/Replacement at Keister Elementary School (Gym)

Project Code: HCPS1724

Project Priority: Priority 2

Project Type: REPLACEMENT

Start Date (FYE): 2026

Department: 1311

Status: Active

Completion Date (FYE): 2026

Description:

Replace the gym roof section at Keister Elementary School.

Justifications:

- Mandated
- x-Remove hazards
- x-Maintains service
- x-Increase efficiency
- Increase revenues
- x-Improves service
- New service
- Convenience
- Other

Explanation:

Replace the gym roof section at Keister Elementary School. On an annual basis we must replace and/or repair sections of Keister's roof as a majority was installed more than 20 years ago (warranty has expired).

Alternative:

Make repairs as needed.

Goals and Objectives

G 7

Expenditures:	Prior	2024	2025	2026	2027	2028	Future	Total
Planning								\$0
Land								\$0
Construction								\$0
Equipment				\$60,000				\$60,000
Other Expenses								\$0
Total	\$0	\$0	\$0	\$60,000	\$0	\$0	\$0	\$60,000

Funding Sources:	Prior	2024	2025	2026	2027	2028	Future	Total
General Revenue				\$60,000				\$60,000
Enterprise Revenue								\$0
Bond Proceeds								\$0
Grants								\$0
Capital Project Fund								\$0
Other Revenue								\$0
Total	\$0	\$0	\$0	\$60,000	\$0	\$0	\$0	\$60,000

Operating Impacts:	Prior	2024	2025	2026	2027	2028	Future	Total
Personnel								\$0
Operating								\$0
Capital								\$0
Offsets								\$0
Total	\$0	\$0	\$0	\$0	\$0	\$0	\$0	\$0



Capital Improvement Program FY2024 thru FY2028 Project Request Form

Project Title: Roof Repair/Replacement at Keister Elementary School (1997/1998)
Project Code: HCPS1824
Project Priority: Priority 2 **Project Type:** REPLACEMENT **Start Date (FYE):** 2027
Department: 1311 **Status:** Active **Completion Date (FYE):** 2027

Description:

Replace the "1997/1998" roof section at Keister Elementary School.

Explanation:

Replace the "1997/1998" roof section at Keister Elementary School. On an annual basis we must replace and/or repair sections of Keister's roof as the majority was installed more than 20 years ago (warranty has expired).

Alternative:

Make repairs as needed.

Justifications:

- Mandated
- x-Remove hazards
- x-Maintains service
- x-Increase efficiency
- Increase revenues
- x-Improves service
- New service
- Convenience
- Other

Goals and Objectives

G 7

Expenditures:	Prior	2024	2025	2026	2027	2028	Future	Total
Planning								\$0
Land								\$0
Construction					\$95,000			\$95,000
Equipment								\$0
Other Expenses								\$0
Total	\$0	\$0	\$0	\$0	\$95,000	\$0	\$0	\$95,000

Funding Sources:	Prior	2024	2025	2026	2027	2028	Future	Total
General Revenue					\$95,000			\$95,000
Enterprise Revenue								\$0
Bond Proceeds								\$0
Grants								\$0
Capital Project Fund								\$0
Other Revenue								\$0
Total	\$0	\$0	\$0	\$0	\$95,000	\$0	\$0	\$95,000

Operating Impacts:	Prior	2024	2025	2026	2027	2028	Future	Total
Personnel								\$0
Operating								\$0
Capital								\$0
Offsets								\$0
Total	\$0	\$0	\$0	\$0	\$0	\$0	\$0	\$0



Capital Improvement Program FY2024 thru FY2028 Project Request Form

Project Title: Roof Repair/Replacement at Keister Elementary School (Below Gym)
Project Code: HCPS1924
Project Priority: Priority 2 **Project Type:** REPLACEMENT **Start Date (FYE):** 2028
Department: 1311 **Status:** Active **Completion Date (FYE):** 2028

Description:

Replace the "area below the gym" roof section at Keister Elementary School.

Justifications:

- Mandated
- x-Remove hazards
- x-Maintains service
- x-Increase efficiency
- Increase revenues
- x-Improves service
- New service
- Convenience
- Other

Explanation:

Replace the "area below the gym" roof section at Keister Elementary School. On an annual basis we must replace and/or repair sections of Keister's roof as a majority was installed more than 20 years ago (warranty has expired).

Alternative:

Make repairs as needed.

Goals and Objectives

G 7

Expenditures:	Prior	2024	2025	2026	2027	2028	Future	Total
Planning								\$0
Land								\$0
Construction						\$162,000		\$162,000
Equipment								\$0
Other Expenses								\$0
Total	\$0	\$0	\$0	\$0	\$0	\$162,000	\$0	\$162,000

Funding Sources:	Prior	2024	2025	2026	2027	2028	Future	Total
General Revenue						\$162,000		\$162,000
Enterprise Revenue								\$0
Bond Proceeds								\$0
Grants								\$0
Capital Project Fund								\$0
Other Revenue								\$0
Total	\$0	\$0	\$0	\$0	\$0	\$162,000	\$0	\$162,000

Operating Impacts:	Prior	2024	2025	2026	2027	2028	Future	Total
Personnel								\$0
Operating								\$0
Capital								\$0
Offsets								\$0
Total	\$0	\$0	\$0	\$0	\$0	\$0	\$0	\$0



Capital Improvement Program FY2024 thru FY2028 Project Request Form

Project Title: Replace Air Handler at Keister Elementary School
Project Code: HCPS2024
Project Priority: Priority 2 **Project Type:** ADDITION & REPLACEMENT **Start Date (FYE):** 2024
Department: 1311 **Status:** Active **Completion Date (FYE):** 2024

Description:

replace the air handler at Keister Elementary School.

Justifications:

- Mandated
- x-Remove hazards
- x-Maintains service
- x-Increase efficiency
- Increase revenues
- x-Improves service
- New service
- Convenience
- Other

Explanation:

Replace the air handler at Keister Elementary School.

Alternative:

Make repairs as needed with potential service/education interruption.

Goals and Objectives

G 7

Expenditures:	Prior	2024	2025	2026	2027	2028	Future	Total
Planning								\$0
Land								\$0
Construction								\$0
Equipment		\$253,000						\$253,000
Other Expenses								\$0
Total	\$0	\$253,000	\$0	\$0	\$0	\$0	\$0	\$253,000

Funding Sources:	Prior	2024	2025	2026	2027	2028	Future	Total
General Revenue		\$253,000						\$253,000
Enterprise Revenue								\$0
Bond Proceeds								\$0
Grants								\$0
Capital Project Fund								\$0
Other Revenue								\$0
Total	\$0	\$253,000	\$0	\$0	\$0	\$0	\$0	\$253,000

Operating Impacts:	Prior	2024	2025	2026	2027	2028	Future	Total
Personnel								\$0
Operating								\$0
Capital								\$0
Offsets								\$0
Total	\$0	\$0	\$0	\$0	\$0	\$0	\$0	\$0



Capital Improvement Program FY2024 thru FY2028 Project Request Form

Project Title: MTC Renovation Request

Project Code: HCPS2124

Project Priority: Priority 2

Project Type: ADDITION & REPLACEMENT

Start Date (FYE): 2026

Department: 1311

Status: Active

Completion Date (FYE): 2026

Description:

Massanutten Technical Center (MTC) is in need to major structural and mechanical repairs. The amount of money requested is HCPS's share of the expense to renovate MTC.

Justifications:

- Mandated
- x-Remove hazards
- x-Maintains service
- x-Increase efficiency
- Increase revenues
- x-Improves service
- New service
- Convenience
- Other

Explanation:

As a participating school division in the MTC program and as a member of the Executive Board, HCPS is responsible for contributing to the funding of MTC with Rockingham County Public Schools.

Alternative:

None.

Goals and Objectives

G 7

Expenditures:	Prior	2024	2025	2026	2027	2028	Future	Total
Planning								\$0
Land								\$0
Construction				\$40,000	\$600,000	\$3,100,000	\$3,060,000	\$6,800,000
Equipment								\$0
Other Expenses								\$0
Total	\$0	\$0	\$0	\$40,000	\$600,000	\$3,100,000	\$3,060,000	\$6,800,000

Funding Sources:	Prior	2024	2025	2026	2027	2028	Future	Total
General Revenue				\$40,000	\$600,000			\$640,000
Enterprise Revenue								\$0
Bond Proceeds						\$3,100,000	\$3,060,000	\$6,160,000
Grants								\$0
Capital Project Fund								\$0
Other Revenue								\$0
Total	\$0	\$0	\$0	\$40,000	\$600,000	\$3,100,000	\$3,060,000	\$6,800,000

Operating Impacts:	Prior	2024	2025	2026	2027	2028	Future	Total
Personnel								\$0
Operating								\$0
Capital								\$0
Offsets								\$0
Total	\$0	\$0	\$0	\$0	\$0	\$0	\$0	\$0



Capital Improvement Program FY2024 thru FY2028 Project Request Form

Project Title: Purchase Land for 7th Elementary School

Project Code: HCPS2224

Project Priority: Priority 2

Project Type: ADDITION

Start Date (FYE): 2027

Department: 1311

Status: Active

Completion Date (FYE): 2027

Description:

Purchase land for a 7th elementary school.

Justifications:

- Mandated
- Remove hazards
- x-Maintains service
- Increase efficiency
- Increase revenues
- Improves service
- x-New service
- Convenience
- Other

Explanation:

With anticipated enrollment growth and new housing developments in Harrisonburg we will need to construct a 7th elementary school.

Alternative:

None - potential for overcrowded schools.

Goals and Objectives

G 7

Expenditures:	Prior	2024	2025	2026	2027	2028	Future	Total
Planning								\$0
Land					\$2,500,000			\$2,500,000
Construction								\$0
Equipment								\$0
Other Expenses								\$0
Total	\$0	\$0	\$0	\$0	\$2,500,000	\$0	\$0	\$2,500,000

Funding Sources:	Prior	2024	2025	2026	2027	2028	Future	Total
General Revenue								\$0
Enterprise Revenue								\$0
Bond Proceeds					\$2,500,000			\$2,500,000
Grants								\$0
Capital Project Fund								\$0
Other Revenue								\$0
Total	\$0	\$0	\$0	\$0	\$2,500,000	\$0	\$0	\$2,500,000

Operating Impacts:	Prior	2024	2025	2026	2027	2028	Future	Total
Personnel								\$0
Operating								\$0
Capital								\$0
Offsets								\$0
Total	\$0	\$0	\$0	\$0	\$0	\$0	\$0	\$0



Capital Improvement Program FY2024 thru FY2028 Project Request Form

Project Title: Replace Air Handler at Spotswood Elementary School

Project Code: HCPS2324

Project Priority: Priority 2

Project Type: ADDITION & REPLACEMENT

Start Date (FYE): 2025

Department: 1311

Status: Active

Completion Date (FYE): 2025

Description:

Replace the air handler at Spotswood Elementary School.

Justifications:

- Mandated
- x-Remove hazards
- x-Maintains service
- x-Increase efficiency
- Increase revenues
- x-Improves service
- New service
- Convenience
- Other

Explanation:

Replace the air handler at Spotswood Elementary School.

Alternative:

Make repairs as needed with potential service/education interruption.

Goals and Objectives

G 7

Expenditures:	Prior	2024	2025	2026	2027	2028	Future	Total
Planning								\$0
Land								\$0
Construction								\$0
Equipment			\$179,000					\$179,000
Other Expenses								\$0
Total	\$0	\$0	\$179,000	\$0	\$0	\$0	\$0	\$179,000

Funding Sources:	Prior	2024	2025	2026	2027	2028	Future	Total
General Revenue			\$179,000					\$179,000
Enterprise Revenue								\$0
Bond Proceeds								\$0
Grants								\$0
Capital Project Fund								\$0
Other Revenue								\$0
Total	\$0	\$0	\$179,000	\$0	\$0	\$0	\$0	\$179,000

Operating Impacts:	Prior	2024	2025	2026	2027	2028	Future	Total
Personnel								\$0
Operating								\$0
Capital								\$0
Offsets								\$0
Total	\$0	\$0	\$0	\$0	\$0	\$0	\$0	\$0



Capital Improvement Program FY2024 thru FY2028 Project Request Form

Project Title: Roof Repair/Replacement at Spotswood Elementary School

Project Code: HCPS2424

Project Priority: Priority 2

Project Type: REPLACEMENT

Start Date (FYE): 2024

Department: 1311

Status: Active

Completion Date (FYE): 2024

Description:

Replace the kitchen roof section at Spotswood Elementary School.

Justifications:

- Mandated
- x-Remove hazards
- x-Maintains service
- x-Increase efficiency
- Increase revenues
- x-Improves service
- New service
- Convenience
- Other

Explanation:

Replace the kitchen roof section at Spotswood Elementary School. On an annual basis we must replace and/or repair sections of Spotswood's roof as the majority was installed more than 20 years ago (warranty has expired).

Alternative:

Make repairs as needed.

Goals and Objectives

G 7

Expenditures:	Prior	2024	2025	2026	2027	2028	Future	Total
Planning								\$0
Land								\$0
Construction		\$50,000						\$50,000
Equipment								\$0
Other Expenses								\$0
Total	\$0	\$50,000	\$0	\$0	\$0	\$0	\$0	\$50,000

Funding Sources:	Prior	2024	2025	2026	2027	2028	Future	Total
General Revenue		\$50,000						\$50,000
Enterprise Revenue								\$0
Bond Proceeds								\$0
Grants								\$0
Capital Project Fund								\$0
Other Revenue								\$0
Total	\$0	\$50,000	\$0	\$0	\$0	\$0	\$0	\$50,000

Operating Impacts:	Prior	2024	2025	2026	2027	2028	Future	Total
Personnel								\$0
Operating								\$0
Capital								\$0
Offsets								\$0
Total	\$0	\$0	\$0	\$0	\$0	\$0	\$0	\$0



Capital Improvement Program FY2024 thru FY2028 Project Request Form

Project Title: Roof Repair/Replacement at Spotswood Elementary School (Gym)
Project Code: HCPS2524
Project Priority: Priority 2 **Project Type:** REPLACEMENT **Start Date (FYE):** 2025
Department: 1311 **Status:** Active **Completion Date (FYE):** 2025

Description:

Replace the gym roof section at Spotswood Elementary School.

Justifications:

- Mandated
- x-Remove hazards
- x-Maintains service
- x-Increase efficiency
- Increase revenues
- x-Improves service
- New service
- Convenience
- Other

Explanation:

Replace the gym roof section at Spotswood Elementary School. On an annual basis we must replace and/or repair sections of Spotswood's roof as the majority was installed more than 20 years ago (warranty has expired).

Alternative:

Make repairs as needed.

Goals and Objectives

G 7

Expenditures:	Prior	2024	2025	2026	2027	2028	Future	Total
Planning								\$0
Land								\$0
Construction			\$109,800					\$109,800
Equipment								\$0
Other Expenses								\$0
Total	\$0	\$0	\$109,800	\$0	\$0	\$0	\$0	\$109,800

Funding Sources:	Prior	2024	2025	2026	2027	2028	Future	Total
General Revenue			\$109,800					\$109,800
Enterprise Revenue								\$0
Bond Proceeds								\$0
Grants								\$0
Capital Project Fund								\$0
Other Revenue								\$0
Total	\$0	\$0	\$109,800	\$0	\$0	\$0	\$0	\$109,800

Operating Impacts:	Prior	2024	2025	2026	2027	2028	Future	Total
Personnel								\$0
Operating								\$0
Capital								\$0
Offsets								\$0
Total	\$0	\$0	\$0	\$0	\$0	\$0	\$0	\$0



Capital Improvement Program FY2024 thru FY2028 Project Request Form

Project Title: Roof Repair/Replacement at Spotswood Elementary School (Library)
Project Code: HCPS2624
Project Priority: Priority 2 **Project Type:** REPLACEMENT **Start Date (FYE):** 2026
Department: 1311 **Status:** Active **Completion Date (FYE):** 2026

Description:

Replace the library roof section at Spotswood Elementary School.

Justifications:

- Mandated
- x-Remove hazards
- x-Maintains service
- x-Increase efficiency
- Increase revenues
- x-Improves service
- New service
- Convenience
- Other

Explanation:

Replace the library roof section at Spotswood Elementary School. On an annual basis we must replace and/or repair sections of Spotswood's roof as the majority was installed more than 20 years ago (warranty has expired).

Alternative:

Make repairs as needed.

Goals and Objectives

G 7

Expenditures:	Prior	2024	2025	2026	2027	2028	Future	Total
Planning								\$0
Land								\$0
Construction				\$54,000				\$54,000
Equipment								\$0
Other Expenses								\$0
Total	\$0	\$0	\$0	\$54,000	\$0	\$0	\$0	\$54,000

Funding Sources:	Prior	2024	2025	2026	2027	2028	Future	Total
General Revenue				\$54,000				\$54,000
Enterprise Revenue								\$0
Bond Proceeds								\$0
Grants								\$0
Capital Project Fund								\$0
Other Revenue								\$0
Total	\$0	\$0	\$0	\$54,000	\$0	\$0	\$0	\$54,000

Operating Impacts:	Prior	2024	2025	2026	2027	2028	Future	Total
Personnel								\$0
Operating								\$0
Capital								\$0
Offsets								\$0
Total	\$0	\$0	\$0	\$0	\$0	\$0	\$0	\$0



Capital Improvement Program FY2024 thru FY2028 Project Request Form

Project Title: Roof Repair/Replacement Spotswood Elementary School (Caf.)
Project Code: HCPS2724
Project Priority: Priority 2 **Project Type:** REPLACEMENT **Start Date (FYE):** 2027
Department: 1311 **Status:** Active **Completion Date (FYE):** 2027

Description:

Replace the cafeteria roof section at Spotswood Elementary School.

Justifications:

- Mandated
- x-Remove hazards
- x-Maintains service
- x-Increase efficiency
- Increase revenues
- x-Improves service
- New service
- Convenience
- Other

Explanation:

Replace the cafeteria roof section at Spotswood Elementary School. On an annual basis we must replace and/or repair sections of Spotswood's roof as the majority was installed more than 20 years ago (warranty has expired).

Alternative:

Make repairs as needed.

Goals and Objectives

G 7

Expenditures:	Prior	2024	2025	2026	2027	2028	Future	Total
Planning								\$0
Land								\$0
Construction					\$50,000			\$50,000
Equipment								\$0
Other Expenses								\$0
Total	\$0	\$0	\$0	\$0	\$50,000	\$0	\$0	\$50,000

Funding Sources:	Prior	2024	2025	2026	2027	2028	Future	Total
General Revenue					\$50,000			\$50,000
Enterprise Revenue								\$0
Bond Proceeds								\$0
Grants								\$0
Capital Project Fund								\$0
Other Revenue								\$0
Total	\$0	\$0	\$0	\$0	\$50,000	\$0	\$0	\$50,000

Operating Impacts:	Prior	2024	2025	2026	2027	2028	Future	Total
Personnel								\$0
Operating								\$0
Capital								\$0
Offsets								\$0
Total	\$0	\$0	\$0	\$0	\$0	\$0	\$0	\$0



Capital Improvement Program FY2024 thru FY2028 Project Request Form

Project Title: Roof Repair/Replacement at Spotswood Elementary School (S. Wing)
Project Code: HCPS2824
Project Priority: Priority 2 **Project Type:** REPLACEMENT **Start Date (FYE):** 2028
Department: 1311 **Status:** Active **Completion Date (FYE):** 2028

Description:

Replace the "south wing" roof section at Spotswood Elementary School.

Justifications:

- Mandated
- x-Remove hazards
- x-Maintains service
- x-Increase efficiency
- Increase revenues
- x-Improves service
- New service
- Convenience
- Other

Explanation:

Replace the "south wing" roof section at Spotswood Elementary School. On an annual basis we must replace and/or repair sections of Spotswood's roof as the majority was installed more than 20 years ago (warranty has expired).

Alternative:

Make repairs as needed.

Goals and Objectives

G 7

Expenditures:	Prior	2024	2025	2026	2027	2028	Future	Total
Planning								\$0
Land								\$0
Construction						\$90,000		\$90,000
Equipment								\$0
Other Expenses								\$0
Total	\$0	\$0	\$0	\$0	\$0	\$90,000	\$0	\$90,000

Funding Sources:	Prior	2024	2025	2026	2027	2028	Future	Total
General Revenue						\$90,000		\$90,000
Enterprise Revenue								\$0
Bond Proceeds								\$0
Grants								\$0
Capital Project Fund								\$0
Other Revenue								\$0
Total	\$0	\$0	\$0	\$0	\$0	\$90,000	\$0	\$90,000

Operating Impacts:	Prior	2024	2025	2026	2027	2028	Future	Total
Personnel								\$0
Operating								\$0
Capital								\$0
Offsets								\$0
Total	\$0	\$0	\$0	\$0	\$0	\$0	\$0	\$0



Capital Improvement Program FY2024 thru FY2028 Project Request Form

Project Title: Storefront Door Replacement at SMES & SKMS

Project Code: HCPS2924

Project Priority: Priority 2

Project Type: REPLACEMENT

Start Date (FYE): 2028

Department: 1311

Status: Active

Completion Date (FYE): 2028

Description:

Replace the storefront doors at Smithland Elementary School (SMES) and Skyline Middle School (SKMS).

Justifications:

- Mandated
- Remove hazards
- x-Maintains service
- Increase efficiency
- Increase revenues
- Improves service
- New service
- Convenience
- Other

Explanation:

The exterior doors at SMES & SKMS will need to be replaced due to their advanced rate of decline.

Alternative:

Make repairs as needed.

Goals and Objectives

G 7

Expenditures:	Prior	2024	2025	2026	2027	2028	Future	Total
Planning								\$0
Land								\$0
Construction						\$102,000		\$102,000
Equipment								\$0
Other Expenses								\$0
Total	\$0	\$0	\$0	\$0	\$0	\$102,000	\$0	\$102,000

Funding Sources:	Prior	2024	2025	2026	2027	2028	Future	Total
General Revenue						\$102,000		\$102,000
Enterprise Revenue								\$0
Bond Proceeds								\$0
Grants								\$0
Capital Project Fund								\$0
Other Revenue								\$0
Total	\$0	\$0	\$0	\$0	\$0	\$102,000	\$0	\$102,000

Operating Impacts:	Prior	2024	2025	2026	2027	2028	Future	Total
Personnel								\$0
Operating								\$0
Capital								\$0
Offsets								\$0
Total	\$0	\$0	\$0	\$0	\$0	\$0	\$0	\$0



Capital Improvement Program FY2024 thru FY2028 Project Request Form

Project Title: Upgrade HVAC Controls at Stone Spring Elementary School

Project Code: HCPS3024

Project Priority: Priority 2

Project Type: SYSTEM UPGRADE

Start Date (FYE): 2026

Department: 1311

Status: Active

Completion Date (FYE): 2026

Description:

Upgrade HVAC controls at Stone Spring Elementary School.

Justifications:

- Mandated
- Remove hazards
- x-Maintains service
- x-Increase efficiency
- Increase revenues
- x-Improves service
- New service
- Convenience
- Other

Explanation:

HVAC controls are outdated and access by HVAC technician is limited.

Alternative:

Continue to maintain and repair controls as needed with potential service/education interruption.

Goals and Objectives

G 7

Expenditures:	Prior	2024	2025	2026	2027	2028	Future	Total
Planning								\$0
Land								\$0
Construction								\$0
Equipment				\$53,000				\$53,000
Other Expenses								\$0
Total	\$0	\$0	\$0	\$53,000	\$0	\$0	\$0	\$53,000

Funding Sources:	Prior	2024	2025	2026	2027	2028	Future	Total
General Revenue				\$53,000				\$53,000
Enterprise Revenue								\$0
Bond Proceeds								\$0
Grants								\$0
Capital Project Fund								\$0
Other Revenue								\$0
Total	\$0	\$0	\$0	\$53,000	\$0	\$0	\$0	\$53,000

Operating Impacts:	Prior	2024	2025	2026	2027	2028	Future	Total
Personnel								\$0
Operating								\$0
Capital								\$0
Offsets								\$0
Total	\$0	\$0	\$0	\$0	\$0	\$0	\$0	\$0



Capital Improvement Program FY2024 thru FY2028 Project Request Form

Project Title: Boiler Replacement at Stone Spring Elementary School

Project Code: HCPS3124

Project Priority: Priority 2

Project Type: REPLACEMENT

Start Date (FYE): 2024

Department: 1311

Status: Active

Completion Date (FYE): 2024

Description:

Replace boilers at Stone Spring Elementary School.

Justifications:

- Mandated
- x-Remove hazards
- x-Maintains service
- x-Increase efficiency
- Increase revenues
- x-Improves service
- New service
- Convenience
- Other

Explanation:

The life expectancy for the boilers are 25 years - both boilers were installed when Stone Spring Elementary School opened in 1993 (based on ASHRAE Equipment Life Expectancy). Our ability to purchase replacement parts is extremely difficult as the equipment is obsolete and parts are not available. Lead times for the replacement of a boiler is 15+ weeks.

Alternative:

Continue to maintain and repair boilers as needed with potential service/education interruption.

Goals and Objectives

G 7

Expenditures:	Prior	2024	2025	2026	2027	2028	Future	Total
Planning								\$0
Land								\$0
Construction								\$0
Equipment		\$563,286						\$563,286
Other Expenses								\$0
Total	\$0	\$563,286	\$0	\$0	\$0	\$0	\$0	\$563,286

Funding Sources:	Prior	2024	2025	2026	2027	2028	Future	Total
General Revenue		\$563,286						\$563,286
Enterprise Revenue								\$0
Bond Proceeds								\$0
Grants								\$0
Capital Project Fund								\$0
Other Revenue								\$0
Total	\$0	\$563,286	\$0	\$0	\$0	\$0	\$0	\$563,286

Operating Impacts:	Prior	2024	2025	2026	2027	2028	Future	Total
Personnel								\$0
Operating								\$0
Capital								\$0
Offsets								\$0
Total	\$0	\$0	\$0	\$0	\$0	\$0	\$0	\$0



Capital Improvement Program FY2024 thru FY2028 Project Request Form

Project Title: Chiller Replacement at Stone Spring Elementary School
Project Code: HCPS3224
Project Priority: Priority 2 **Project Type:** REPLACEMENT **Start Date (FYE):** 2024
Department: 1311 **Status:** Active **Completion Date (FYE):** 2024

Description:

Replace chillers at Stone Spring Elementary School.

Justifications:

- Mandated
- x-Remove hazards
- x-Maintains service
- x-Increase efficiency
- Increase revenues
- x-Improves service
- New service
- Convenience
- Other

Explanation:

The life expectancy for the chillers are 20 years - both chillers were installed when Stone Spring Elementary School opened in 1993 (based on ASHRAE Equipment Life Expectancy). Our ability to purchase replacement parts is extremely difficult as the equipment is obsolete and parts are not available. Lead times for the replacement of a boiler is 46+ weeks. More efficient & improves indoor air quality.

Alternative:

Continue to maintain and repair chillers as needed with potential service/education interruption.

Goals and Objectives

G 7

Expenditures:	Prior	2024	2025	2026	2027	2028	Future	Total
Planning								\$0
Land								\$0
Construction								\$0
Equipment		\$954,441						\$954,441
Other Expenses								\$0
Total	\$0	\$954,441	\$0	\$0	\$0	\$0	\$0	\$954,441

Funding Sources:	Prior	2024	2025	2026	2027	2028	Future	Total
General Revenue		\$954,441						\$954,441
Enterprise Revenue								\$0
Bond Proceeds								\$0
Grants								\$0
Capital Project Fund								\$0
Other Revenue								\$0
Total	\$0	\$954,441	\$0	\$0	\$0	\$0	\$0	\$954,441

Operating Impacts:	Prior	2024	2025	2026	2027	2028	Future	Total
Personnel								\$0
Operating								\$0
Capital								\$0
Offsets								\$0
Total	\$0	\$0	\$0	\$0	\$0	\$0	\$0	\$0



Capital Improvement Program FY2024 thru FY2028 Project Request Form

Project Title: Enhancements to Thomas Harrison Middle School

Project Code: HCPS3324

Project Priority: Priority 2

Project Type: RENOVATION

Start Date (FYE): 2027

Department: 1311

Status: Active

Completion Date (FYE): 2027

Description:

Enhancements and repairs to Thomas Harrison Middle School.

Justifications:

- Mandated
- Remove hazards
- x-Maintains service
- x-Increase efficiency
- Increase revenues
- x-Improves service
- New service
- Convenience
- Other

Explanation:

Enhance Thomas Harrison Middle School to accommodate the current and future educational needs of our students as well as enhance their educational experiences. Classroom renovations to prepare students for the future as well as to ensure that the building is accessible by all students. THMS opened in 1989 with additions in 1994.

Alternative:

Continue current operations.

Goals and Objectives

G 7

Expenditures:	Prior	2024	2025	2026	2027	2028	Future	Total
Planning								\$0
Land								\$0
Construction					\$2,500,000			\$2,500,000
Equipment								\$0
Other Expenses								\$0
Total	\$0	\$0	\$0	\$0	\$2,500,000	\$0	\$0	\$2,500,000

Funding Sources:	Prior	2024	2025	2026	2027	2028	Future	Total
General Revenue								\$0
Enterprise Revenue								\$0
Bond Proceeds					\$2,500,000			\$2,500,000
Grants								\$0
Capital Project Fund								\$0
Other Revenue								\$0
Total	\$0	\$0	\$0	\$0	\$2,500,000	\$0	\$0	\$2,500,000

Operating Impacts:	Prior	2024	2025	2026	2027	2028	Future	Total
Personnel								\$0
Operating								\$0
Capital								\$0
Offsets								\$0
Total	\$0	\$0	\$0	\$0	\$0	\$0	\$0	\$0



Capital Improvement Program FY2024 thru FY2028 Project Request Form

Project Title: Parking Lot Resurface at Thomas Harrison Middle School

Project Code: HCPS3424

Project Priority: Priority 2

Project Type: REPLACEMENT

Start Date (FYE): 2025

Department: 1311

Status: Active

Completion Date (FYE): 2025

Description:

Resurface the parking lot at Thomas Harrison Middle School.

Justifications:

- Mandated
- Remove hazards
- x-Maintains service
- Increase efficiency
- Increase revenues
- x-Improves service
- New service
- Convenience
- Other

Explanation:

The parking lot at Thomas Harrison Middle School needs to be resurfaced to extend the useful life of the parking lot and prevent costly repairs.

Alternative:

Continue filling cracks in the pavement and make repairs as necessary to the asphalt.

Goals and Objectives

G 7

Expenditures:	Prior	2024	2025	2026	2027	2028	Future	Total
Planning								\$0
Land								\$0
Construction			\$91,000					\$91,000
Equipment								\$0
Other Expenses								\$0
Total	\$0	\$0	\$91,000	\$0	\$0	\$0	\$0	\$91,000

Funding Sources:	Prior	2024	2025	2026	2027	2028	Future	Total
General Revenue			\$91,000					\$91,000
Enterprise Revenue								\$0
Bond Proceeds								\$0
Grants								\$0
Capital Project Fund								\$0
Other Revenue								\$0
Total	\$0	\$0	\$91,000	\$0	\$0	\$0	\$0	\$91,000

Operating Impacts:	Prior	2024	2025	2026	2027	2028	Future	Total
Personnel								\$0
Operating								\$0
Capital								\$0
Offsets								\$0
Total	\$0	\$0	\$0	\$0	\$0	\$0	\$0	\$0



Capital Improvement Program FY2024 thru FY2028 Project Request Form

Project Title: Replace Air Handler at Waterman Elementary School
Project Code: HCPS3524
Project Priority: Priority 2 **Project Type:** ADDITION & REPLACEMENT **Start Date (FYE):** 2025
Department: 1311 **Status:** Active **Completion Date (FYE):** 2025

Description:

Replace the air handler at Waterman Elementary School.

Explanation:

Replace the air handler at Waterman Elementary School.

Alternative:

Make repairs as needed with potential service/education interruption.

Justifications:

- Mandated
- x-Remove hazards
- x-Maintains service
- x-Increase efficiency
- Increase revenues
- x-Improves service
- New service
- Convenience
- Other

Goals and Objectives

G 7

Expenditures:	Prior	2024	2025	2026	2027	2028	Future	Total
Planning								\$0
Land								\$0
Construction								\$0
Equipment			\$253,000					\$253,000
Other Expenses								\$0
Total	\$0	\$0	\$253,000	\$0	\$0	\$0	\$0	\$253,000

Funding Sources:	Prior	2024	2025	2026	2027	2028	Future	Total
General Revenue			\$253,000					\$253,000
Enterprise Revenue								\$0
Bond Proceeds								\$0
Grants								\$0
Capital Project Fund								\$0
Other Revenue								\$0
Total	\$0	\$0	\$253,000	\$0	\$0	\$0	\$0	\$253,000

Operating Impacts:	Prior	2024	2025	2026	2027	2028	Future	Total
Personnel								\$0
Operating								\$0
Capital								\$0
Offsets								\$0
Total	\$0	\$0	\$0	\$0	\$0	\$0	\$0	\$0



Capital Improvement Program FY2024 thru FY2028 Project Request Form

Project Title: Roof Repair/Replacement at Waterman Elementary School (High)

Project Code: HCPS3624

Project Priority: Priority 2

Project Type: REPLACEMENT

Start Date (FYE): 2024

Department: 1311

Status: Active

Completion Date (FYE): 2024

Description:

Replace the "high" roof section at Waterman Elementary School.

Justifications:

- Mandated
- x-Remove hazards
- x-Maintains service
- x-Increase efficiency
- Increase revenues
- x-Improves service
- New service
- Convenience
- Other

Explanation:

Replace the "high" roof section at Waterman Elementary School. On an annual basis we must replace and/or repair sections of Waterman's roof as the majority was installed more than 20 years ago (warranty has expired).

Alternative:

Make repairs as needed.

Goals and Objectives

G 7

Expenditures:	Prior	2024	2025	2026	2027	2028	Future	Total
Planning								\$0
Land								\$0
Construction		\$80,000						\$80,000
Equipment								\$0
Other Expenses								\$0
Total	\$0	\$80,000	\$0	\$0	\$0	\$0	\$0	\$80,000

Funding Sources:	Prior	2024	2025	2026	2027	2028	Future	Total
General Revenue		\$80,000						\$80,000
Enterprise Revenue								\$0
Bond Proceeds								\$0
Grants								\$0
Capital Project Fund								\$0
Other Revenue								\$0
Total	\$0	\$80,000	\$0	\$0	\$0	\$0	\$0	\$80,000

Operating Impacts:	Prior	2024	2025	2026	2027	2028	Future	Total
Personnel								\$0
Operating								\$0
Capital								\$0
Offsets								\$0
Total	\$0	\$0	\$0	\$0	\$0	\$0	\$0	\$0



Capital Improvement Program FY2024 thru FY2028 Project Request Form

Project Title: Roof Repair/Replacement at Waterman Elementary School (Ed. Wing)

Project Code: HCPS3724

Project Priority: Priority 2

Project Type: REPLACEMENT

Start Date (FYE): 2025

Department: 1311

Status: Active

Completion Date (FYE): 2025

Description:

Replace the "Educational Wing" roof section at Waterman Elementary School.

Justifications:

- Mandated
- x-Remove hazards
- x-Maintains service
- x-Increase efficiency
- Increase revenues
- x-Improves service
- New service
- Convenience
- Other

Explanation:

Replace the "educational wing" roof section at Waterman Elementary School. On an annual basis we must replace and/or repair sections of Waterman's roof as the majority was installed more than 20 years ago (warranty has expired).

Alternative:

Make repairs as needed.

Goals and Objectives

G 7

Expenditures:	Prior	2024	2025	2026	2027	2028	Future	Total
Planning								\$0
Land								\$0
Construction			\$98,000					\$98,000
Equipment								\$0
Other Expenses								\$0
Total	\$0	\$0	\$98,000	\$0	\$0	\$0	\$0	\$98,000

Funding Sources:	Prior	2024	2025	2026	2027	2028	Future	Total
General Revenue			\$98,000					\$98,000
Enterprise Revenue								\$0
Bond Proceeds								\$0
Grants								\$0
Capital Project Fund								\$0
Other Revenue								\$0
Total	\$0	\$0	\$98,000	\$0	\$0	\$0	\$0	\$98,000

Operating Impacts:	Prior	2024	2025	2026	2027	2028	Future	Total
Personnel								\$0
Operating								\$0
Capital								\$0
Offsets								\$0
Total	\$0	\$0	\$0	\$0	\$0	\$0	\$0	\$0



Capital Improvement Program FY2024 thru FY2028 Project Request Form

Project Title: Roof Repair/Replacement at Waterman Elementary School (Gym)

Project Code: HCPS3824

Project Priority: Priority 2

Project Type: REPLACEMENT

Start Date (FYE): 2026

Department: 1311

Status: Active

Completion Date (FYE): 2026

Description:

Replace the gym roof section at Waterman Elementary School.

Justifications:

- Mandated
- x-Remove hazards
- x-Maintains service
- x-Increase efficiency
- Increase revenues
- x-Improves service
- New service
- Convenience
- Other

Explanation:

Replace the gym section at Waterman Elementary School. On an annual basis we must replace and/or repair sections of Waterman's roof as the majority was installed more than 20 years ago (warranty has expired).

Alternative:

Make repairs as needed.

Goals and Objectives

G 7

Expenditures:	Prior	2024	2025	2026	2027	2028	Future	Total
Planning								\$0
Land								\$0
Construction				\$105,000				\$105,000
Equipment								\$0
Other Expenses								\$0
Total	\$0	\$0	\$0	\$105,000	\$0	\$0	\$0	\$105,000

Funding Sources:	Prior	2024	2025	2026	2027	2028	Future	Total
General Revenue				\$105,000				\$105,000
Enterprise Revenue								\$0
Bond Proceeds								\$0
Grants								\$0
Capital Project Fund								\$0
Other Revenue								\$0
Total	\$0	\$0	\$0	\$105,000	\$0	\$0	\$0	\$105,000

Operating Impacts:	Prior	2024	2025	2026	2027	2028	Future	Total
Personnel								\$0
Operating								\$0
Capital								\$0
Offsets								\$0
Total	\$0	\$0	\$0	\$0	\$0	\$0	\$0	\$0



Capital Improvement Program FY2024 thru FY2028 Project Request Form

Project Title: Roof Repair/Replacement at Waterman Elementary School (Caf.)

Project Code: HCPS3924

Project Priority: Priority 2

Project Type: REPLACEMENT

Start Date (FYE): 2027

Department: 1311

Status: Active

Completion Date (FYE): 2027

Description:

Replace the kitchen/cafeteria roof section at Waterman Elementary School.

Justifications:

- Mandated
- x-Remove hazards
- x-Maintains service
- x-Increase efficiency
- Increase revenues
- x-Improves service
- New service
- Convenience
- Other

Explanation:

Replace the kitchen/cafeteria roof section at Waterman Elementary School. On an annual basis we must replace and/or repair sections of Waterman's roof as the majority was installed more than 20 years ago (warranty has expired).

Alternative:

Make repairs as needed.

Goals and Objectives

G 7

Expenditures:	Prior	2024	2025	2026	2027	2028	Future	Total
Planning								\$0
Land								\$0
Construction					\$131,000			\$131,000
Equipment								\$0
Other Expenses								\$0
Total	\$0	\$0	\$0	\$0	\$131,000	\$0	\$0	\$131,000

Funding Sources:	Prior	2024	2025	2026	2027	2028	Future	Total
General Revenue					\$131,000			\$131,000
Enterprise Revenue								\$0
Bond Proceeds								\$0
Grants								\$0
Capital Project Fund								\$0
Other Revenue								\$0
Total	\$0	\$0	\$0	\$0	\$131,000	\$0	\$0	\$131,000

Operating Impacts:	Prior	2024	2025	2026	2027	2028	Future	Total
Personnel								\$0
Operating								\$0
Capital								\$0
Offsets								\$0
Total	\$0	\$0	\$0	\$0	\$0	\$0	\$0	\$0



Capital Improvement Program FY2024 thru FY2028 Project Request Form

Project Title: WESTERN RAW WATERLINE (910161-48621)
Project Code: proj202
Project Priority: Priority 2 **Project Type:** REPLACEMENT **Start Date (FYE):** 1995
Department: 2011 **Status:** Active **Completion Date (FYE):** 2046

Description:

Harrisonburg Public Utilities formats its Capital Improvement Program (CIP) to provide funding for three applications:

- 1. Capital Rehabilitation and Retirement (R&R):**
 R&R is the retirement of existing assets at an optimum time near the end of their life cycle but with opportunity to avoid ancillary financial, social or environment burden. The HPU CIP process uses asset retirement date forecasts made from known installation dates and from Manufacturer's Anticipated Service Life (MASL). The CIP process provides Future Asset Replacement Cost (FARC) by inflating the Current Asset Replacement Cost (CARV) by two-and-one-half percent annually to the retirement date.
- 2. Capital Growth (CG):**
 CG is the addition of new assets with the purpose of expanding service, capacity, functionality or strategy of operations.
- 3. Target Capital Reserve = 1% of CARV**
- 4. Revenue:**
 Because rates cannot be adjusted annually to meet the schedule of fluctuating costs, HPU determines the sum and the uniform funding that is required throughout the immediate upcoming 25 years period. The latter is the Annual Cost of Sustainable Operations (ACSO) and is used for funding and expense scheduling. Adjustments are made when rates will not support the ACSO or when expenses are significant to require debt. The CIP Plan is not adjusted for rates.

Justifications:

Mandated
 x-Remove hazards
 x-Maintains service
 x-Increase efficiency
 x-Increase revenues
 x-Improves service
 New service
 Convenience
 Other

Goals and Objectives

G 14
 O 14.1

Explanation:

Route 33 Asset Management Plan-Raw Water Component

Complete 30" raw waterline from Bellview to Cooper's Mountain Road
 ...Phase 3: Bellview to VPGA -- \$5.0M
 2024 \$2.0M; 2025-2034 \$300K per year
 ...Phase 4: VPGA to Cooper's Mountain Road:
 2035: \$13.5M

Virginia Water Withdrawal Permit (VWWP) Compliance
 ...2025 DRI aquatic screens \$3.75M
 ...2025 NRI aquatic screens \$3.75M

North River Corrosion Mitigation Projects
 ...202-2032 Anodes on 20" pipe \$80K per year

ENVIRONMENTAL/SUSTAINABILITY: Water supply from the Dry River water source has inherent environmental and sustainable value from an energy management perspective. As the pipe delivery size is expanded from 16" diameter to 24" or 20", each additional 1 million gallon delivered will save 2,200 to 3,500 kW-hrs of electricity.

Alternative:

Limited opportunity to change project scope but schedule can be altered with acceptance of risk. Screens at source intakes are mandated by VWWP 16-0730 (Alternatives to be negotiated)

Expenditures:	Prior	2024	2025	2026	2027	2028	Future	Total
Planning								\$0
Land								\$0
Construction	\$7,128,649	\$1,500,000	\$7,880,000	\$380,000	\$380,000	\$380,000	\$15,540,000	\$33,188,649
Equipment				120				\$0
Other Expenses	\$289,231							\$289,231



Total	\$7,417,880	\$1,500,000	\$7,880,000	\$380,000	\$380,000	\$380,000	\$15,540,000	\$33,477,880
-------	-------------	-------------	-------------	-----------	-----------	-----------	--------------	--------------

Funding Sources:

	Prior	2024	2025	2026	2027	2028	Future	Total
General Revenue								\$0
Enterprise Revenue	\$7,417,880	\$500,000	\$380,000	\$380,000	\$380,000	\$380,000	\$2,040,000	\$11,477,880
Bond Proceeds			\$7,500,000				\$13,500,000	\$21,000,000
Grants		\$1,000,000						\$1,000,000
Capital Project Fund								\$0
Other Revenue								\$0
Total	\$7,417,880	\$1,500,000	\$7,880,000	\$380,000	\$380,000	\$380,000	\$15,540,000	\$33,477,880

Operating Impacts:

	Prior	2024	2025	2026	2027	2028	Future	Total
Personnel								\$0
Operating								\$0
Capital								\$0
Offsets								\$0
Total	\$0	\$0	\$0	\$0	\$0	\$0	\$0	\$0

DRAFT



Capital Improvement Program FY2024 thru FY2028 Project Request Form

Project Title: Rural Potable Projects (910161-48670)
Project Code: proj213
Project Priority: Priority 2 **Project Type:** REPLACEMENT **Start Date (FYE):** 2008
Department: 2011 **Status:** Active **Completion Date (FYE):** 2046

Description:

Harrisonburg Public Utilities formats its Capital Improvement Program (CIP) to provide funding for three applications:

- Capital Rehabilitation and Retirement (R&R):**
R&R is the retirement of existing assets at an optimum time near the end of their life cycle but with opportunity to avoid ancillary financial, social or environment burden. The HPU CIP process uses asset retirement date forecasts made from known installation dates and from Manufacturer's Anticipated Service Life (MASL). The CIP process provides Future Asset Replacement Cost (FARC) by inflating the Current Asset Replacement Cost (CARV) by two-and-one-half percent annually to the retirement date.
- Capital Growth (CG):**
CG is the addition of new assets with the purpose of expanding service, capacity, functionality or strategy of operations.
- Target Capital Reserve = 1% of CARV**
- Revenue:**
Because rates cannot be adjusted annually to meet the schedule of fluctuating costs, HPU determines the sum and the uniform funding that is required throughout the immediate upcoming 25 years period. The latter is the Annual Cost of Sustainable Operations (ACSO) and is used for funding and expense scheduling. Adjustments are made when rates will not support the ACSO or when expenses are significant to require debt. The CIP Plan is not adjusted for rates.

Justifications:

Mandated
 x-Remove hazards
 x-Maintains service
 x-Increase efficiency
 Increase revenues
 x-Improves service
 New service
 Convenience
 Other

Goals and Objectives

G 14
 O 14.1

Explanation:

Route 33 Asset Management Plan-Raw Water Component

Convert 16" raw waterline to potable from Bellview to Cooper's Mountain Tank
 ...Phase 3: Bellview to VPGA--1.2M
 2024 \$200K; 2025-2034 \$50K per year
 ...Phase 4: VPGA to Cooper's Mountain Road:
 2035: \$250K

Upgrade 12" pipe to redundant potable loop status from Bellview to Cooper's Mountain Tank
 ...Phase 3: Dale Enterprise Pump Station to Cooper's Mountain Tank
 2024-2028 \$40K per year

Cooper Mountain Tank Zone Pipe Upgrade
 ...Phase 1: Replace 10" potable pipe
 2025-2027 \$300K per year; 2028 \$200K

Water Service Relocations
 ...2024-2043 \$20K per year

ENVIRONMENTAL/SUSTAINABILITY:

Alternative:

Limited opportunity to change project scope but schedule can be altered with acceptance of risk and deteriorating level of service.

Expenditures:	Prior	2024	2025	2026	2027	2028	Future	Total
Planning								\$0
Land								\$0
Construction	\$1,766,217	\$200,000	\$410,000	\$410,000	\$410,000	\$410,000	\$700,000	\$4,306,217
Equipment				122				\$0
Other Expenses	\$155,783							\$155,783



Total	\$1,922,000	\$200,000	\$410,000	\$410,000	\$410,000	\$410,000	\$700,000	\$4,462,000
Funding Sources:	Prior	2024	2025	2026	2027	2028	Future	Total
General Revenue								\$0
Enterprise Revenue	\$1,922,000	\$200,000	\$410,000	\$410,000	\$410,000	\$410,000	\$700,000	\$4,462,000
Bond Proceeds								\$0
Grants								\$0
Capital Project Fund								\$0
Other Revenue								\$0
Total	\$1,922,000	\$200,000	\$410,000	\$410,000	\$410,000	\$410,000	\$700,000	\$4,462,000
Operating Impacts:	Prior	2024	2025	2026	2027	2028	Future	Total
Personnel								\$0
Operating								\$0
Capital								\$0
Offsets								\$0
Total	\$0	\$0	\$0	\$0	\$0	\$0	\$0	\$0

DRAFT



Capital Improvement Program FY2024 thru FY2028 Project Request Form

Project Title: Management of Pumping, Storage & Transfer Assets (910161-48688)
Project Code: proj216
Project Priority: Priority 2 **Project Type:** REPLACEMENT **Start Date (FYE):** 2012
Department: 2011 **Status:** Active **Completion Date (FYE):** 2046

Description:

Harrisonburg Public Utilities formats its Capital Improvement Program (CIP) to provide funding for three applications:

- Capital Rehabilitation and Retirement (R&R):**
 R&R is the retirement of existing assets at an optimum time near the end of their life cycle but with opportunity to avoid ancillary financial, social or environment burden. The HPU CIP process uses asset retirement date forecasts made from known installation dates and from Manufacturer's Anticipated Service Life (MASL). The CIP process provides Future Asset Replacement Cost (FARC) by inflating the Current Asset Replacement Cost (CARV) by two-and-one-half percent annually to the retirement date.
- Capital Growth (CG):**
 CG is the addition of new assets with the purpose of expanding service, capacity, functionality or strategy of operations.
- Target Capital Reserve = 1% of CARV**
- Revenue:**
 Because rates cannot be adjusted annually to meet the schedule of fluctuating costs, HPU determines the sum and the uniform funding that is required throughout the immediate upcoming 25 years period. The latter is the Annual Cost of Sustainable Operations (ACSO) and is used for funding and expense scheduling. Adjustments are made when rates will not support the ACSO or when expenses are significant to require debt. The CIP Plan is not adjusted for rates.

Justifications:

- Mandated
- x-Remove hazards
- x-Maintains service
- x-Increase efficiency
- Increase revenues
- x-Improves service
- New service
- Convenience
- Other

Goals and Objectives

G 14
O 14.1

Explanation:

REHABILITATION & RETIREMENT (R&R):
 100% CARV = \$32,654,258
 NBV = \$22,422,998

FARC 25 Years: \$8,210,078
 ACSO 25 Years: \$350,000

Walker Tank Demo: \$200,000(2024); Garber's Church PS Rehab: \$75,000 (2024); JMU Tank Rehab: \$300,000 (2024); Parkview Station Fire Pump Rehab: \$75,000 (2027); Ramblewood Tank Rehab: \$300,000 (Beyond); Tower St Tank Rehab: \$400,000 (Beyond); Coopers Mt Tank Rehab: \$500,000 (Beyond); EMU Tank Rehab: \$500,000 (Beyond); Ridgeville Tank Rehab: \$700,000 (Beyond)

GROWTH/EXPANSION
 Smithland Road Tank and Pump (\$5.0M - 2041)

ENVIRONMENTAL/SUSTAINABILITY: The Pumps Division will incur future CIP allocations to become and operate more sustainable. An energy inventory will be conducted to determine where operating efficiency can be improved and study where sustainable energy sources can be implemented within the water infrastructure.

Alternative:

Reactive approach; Schedule can be altered with acceptance risk.

Expenditures:	Prior	2024	2025	2026	2027	2028	Future	Total
Planning								\$0
Land								\$0
Construction	\$2,613,003	\$35,000	\$350,000	\$350,000	\$350,000	\$350,000	\$12,000,000	\$16,048,003
Equipment								\$0
Other Expenses	\$326,543							\$326,543
Total	\$2,939,546	\$35,000	\$350,000	\$350,000	\$350,000	\$350,000	\$12,000,000	\$16,374,546

Funding Sources:

	Prior	2024	2025	2026	2027	2028	Future	Total
General Revenue								\$0
Enterprise Revenue	\$2,939,546	\$35,000	\$350,000	\$350,000	\$350,000	\$350,000	\$7,000,000	\$11,374,546
Bond Proceeds							\$5,000,000	\$5,000,000
Grants								\$0
Capital Project Fund								\$0
Other Revenue								\$0
Total	\$2,939,546	\$35,000	\$350,000	\$350,000	\$350,000	\$350,000	\$12,000,000	\$16,374,546

Operating Impacts:

	Prior	2024	2025	2026	2027	2028	Future	Total
Personnel								\$0
Operating								\$0
Capital								\$0
Offsets								\$0
Total	\$0	\$0	\$0	\$0	\$0	\$0	\$0	\$0

DRAFT



Other Revenue									\$0
Total	\$5,404,392	\$800,000	\$1,350,000	\$1,350,000	\$1,350,000	\$1,350,000	\$21,000,000		\$32,604,392
Operating Impacts:	Prior	2024	2025	2026	2027	2028	Future		Total
Personnel									\$0
Operating									\$0
Capital									\$0
Offsets									\$0
Total	\$0	\$0	\$0	\$0	\$0	\$0	\$0	\$0	\$0

DRAFT



Capital Improvement Program FY2024 thru FY2028 Project Request Form

Project Title: Management of Water Treatment Assets (910161 48733)
Project Code: proj218
Project Priority: Priority 2 **Project Type:** REPLACEMENT **Start Date (FYE):** 2013
Department: 2011 **Status:** Active **Completion Date (FYE):** 2046

Description:

Harrisonburg Public Utilities formats its Capital Improvement Program (CIP) to provide funding for three applications:

- 1. Capital Rehabilitation and Retirement (R&R):**
 R&R is the retirement of existing assets at an optimum time near the end of their life cycle but with opportunity to avoid ancillary financial, social or environment burden. The HPU CIP process uses asset retirement date forecasts made from known installation dates and from Manufacturer's Anticipated Service Life (MASL). The CIP process provides Future Asset Replacement Cost (FARC) by inflating the Current Asset Replacement Cost (CARV) by two-and-one-half percent annually to the retirement date.
- 2. Capital Growth (CG):**
 CG is the addition of new assets with the purpose of expanding service, capacity, functionality or strategy of operations.
- 3. Target Capital Reserve = 1% of CARV**
- 4. Revenue:**
 Because rates cannot be adjusted annually to meet the schedule of fluctuating costs, HPU determines the sum and the uniform funding that is required throughout the immediate upcoming 25 years period. The latter is the Annual Cost of Sustainable Operations(ACSO) and is used for funding and expense scheduling. Adjustments are made when rates will not support the ACSO or when expenses are significant to require debt. The CIP Plan is not adjusted for rates.

Justifications:

- Mandated
- x-Remove hazards
- x-Maintains service
- x-Increase efficiency
- Increase revenues
- Improves service
- New service
- Convenience
- Other

Goals and Objectives

- G 14
- O 14.1

Explanation:

REHABILITATION AND RETIREMENT (R&R)
 100% CARV = \$21,063,683
 NBV = \$10,865,310

 FARC 25 Years:\$14,186,855
 ACSO 25 Years: \$575,000

GROWTH/EXPANSION
 None


ENVIRONMENTAL/SUSTAINABILITY: The water treatment plant will have future CIP allocations to become and operate more sustainable. An energy inventory will be conducted to determine where operating efficiency can be improved. A software has previously been purchased to optimize pumping efficiency from its raw water pump station. We will also continue to investigate and pursue new SCADA configurations and software for optimizing water source selection and efficiency.

Alternative:

None.

Expenditures:	Prior	2024	2025	2026	2027	2028	Future	Total
Planning								\$0
Land								\$0
Construction	\$1,010,470	\$20,000	\$575,000	\$575,000	\$575,000	\$575,000	\$11,500,000	\$14,830,470
Equipment								\$0
Other Expenses	\$210,637							\$210,637
Total	\$1,221,107	\$20,000	\$575,000	\$575,000	\$575,000	\$575,000	\$11,500,000	\$15,041,107

Funding Sources:	Prior	2024	2025	2026	2027	2028	Future	Total
-------------------------	-------	------	------	------	------	------	--------	-------



General Revenue									\$0
Enterprise Revenue	\$1,221,107	\$20,000	\$575,000	\$575,000	\$575,000	\$575,000	\$11,500,000		\$15,041,107
Bond Proceeds									\$0
Grants									\$0
Capital Project Fund									\$0
Other Revenue									\$0
Total	\$1,221,107	\$20,000	\$575,000	\$575,000	\$575,000	\$575,000	\$11,500,000		\$15,041,107

Operating Impacts:	Prior	2024	2025	2026	2027	2028	Future	Total
Personnel								\$0
Operating								\$0
Capital								\$0
Offsets								\$0
Total	\$0	\$0	\$0	\$0	\$0	\$0	\$0	\$0

DRAFT



Capital Improvement Program FY2024 thru FY2028 Project Request Form

Project Title: Management of Metering System (910161 48734)
Project Code: proj217
Project Priority: Priority 2 **Project Type:** REPLACEMENT **Start Date (FYE):** 2013
Department: 2011 **Status:** Active **Completion Date (FYE):** 2046

Description:

Harrisonburg Public Utilities formats its Capital Improvement Program (CIP) to provide funding for three applications:

- Capital Rehabilitation and Retirement (R&R):**
 R&R is the retirement of existing assets at an optimum time near the end of their life cycle but with opportunity to avoid ancillary financial, social or environment burden. The HPU CIP process uses asset retirement date forecasts made from known installation dates and from Manufacturer's Anticipated Service Life (MASL). The CIP process provides Future Asset Replacement Cost (FARC) by inflating the Current Asset Replacement Cost (CARV) by two-and-one-half percent annually to the retirement date.
- Capital Growth (CG):**
 CG is the addition of new assets with the purpose of expanding service, capacity, functionality or strategy of operations.
- Target Capital Reserve = 1% of CARV**
- Revenue:**
 Because rates cannot be adjusted annually to meet the schedule of fluctuating costs, HPU determines the sum and the uniform funding that is required throughout the immediate upcoming 25 years period. The latter is the Annual Cost of Sustainable Operations (ACSO) and is used for funding and expense scheduling. Adjustments are made when rates will not support the ACSO or when expenses are significant to require debt. The CIP Plan is not adjusted for rates.

Justifications:

Mandated
 Remove hazards
 x-Maintains service
 x-Increase efficiency
 x-Increase revenues
 x-Improves service
 New service
 Convenience
 Other

Goals and Objectives

G 14
 O 14.1

Explanation:

REHABILITATION AND RETIREMENT (R&R):
 100% CARV = \$1,151,474
 NBV = \$817,808

 FARC 25 Years: \$630,286
 ACSO 25 Years: \$25,000

GROWTH/EXPANSION
 None

ENVIRONMENTAL/SUSTAINABILITY:

Alternative:

Accept the risk of meter failures and lost revenue.

Expenditures:	Prior	2024	2025	2026	2027	2028	Future	Total
Planning								\$0
Land								\$0
Construction	\$2,002,878	\$25,000	\$25,000	\$25,000	\$25,000	\$25,000	\$500,000	\$2,627,878
Equipment								\$0
Other Expenses	\$11,515							\$11,515
Total	\$2,014,393	\$25,000	\$25,000	\$25,000	\$25,000	\$25,000	\$500,000	\$2,639,393

Funding Sources:	Prior	2024	2025	2026	2027	2028	Future	Total
General Revenue								\$0
Enterprise Revenue	\$2,014,393	\$25,000	\$25,000	\$25,000	\$25,000	\$25,000	\$500,000	\$2,639,393
Bond Proceeds								\$0
Grants				130				\$0
Capital Project Fund								\$0



Other Revenue									\$0
Total	\$2,014,393	\$25,000	\$25,000	\$25,000	\$25,000	\$25,000	\$25,000	\$500,000	\$2,639,393
Operating Impacts:	Prior	2024	2025	2026	2027	2028	Future		Total
Personnel									\$0
Operating									\$0
Capital									\$0
Offsets									\$0
Total	\$0	\$0	\$0	\$0	\$0	\$0	\$0	\$0	\$0

DRAFT



Capital Improvement Program FY2024 thru FY2028 Project Request Form

Project Title: Facilities (910161-48757)

Project Code: wat210

Project Priority: Priority 2

Project Type: ADDITION & RENOVATION

Start Date (FYE): 2009

Department: 2011

Status: Active

Completion Date (FYE): 2046

Description:

Harrisonburg Public Utilities formats its Capital Improvement Program (CIP) to provide funding for three applications:

1. Capital Rehabilitation and Retirement (R&R):
R&R is the retirement of existing assets at an optimum time near the end of their life cycle but with opportunity to avoid ancillary financial, social or environment burden. The HPU CIP process uses asset retirement date forecasts made from known installation dates and from Manufacturer's Anticipated Service Life (MASL). The CIP process provides Future Asset Replacement Cost (FARC) by inflating the Current Asset Replacement Cost (CARV) by two-and-one-half percent annually to the retirement date.
2. Capital Growth (CG):
CG is the addition of new assets with the purpose of expanding service, capacity, functionality or strategy of operations.
3. Target Capital Reserve = 1% of CARV
4. Revenue:
Because rates cannot be adjusted annually to meet the schedule of fluctuating costs, HPU determines the sum and the uniform funding that is required throughout the immediate upcoming 25 years period. The latter is the Annual Cost of Sustainable Operations (ACSO) and is used for funding and expense scheduling. Adjustments are made when rates will not support the ACSO or when expenses are significant to require debt. The CIP Plan is not adjusted for rates.

Justifications:

Mandated
Remove hazards
Maintains service
x-Increase efficiency
Increase revenues
Improves service
New service
x-Convenience
x-Other

Goals and Objectives

G 14
O 14.1

Explanation:

REHABILITATION AND RETIREMENT (R&R)

General Build Reinvestments: \$10,000/yr

GROWTH/EXPANSION

None

ENVIRONMENTAL/SUSTAINABILITY:

Alternative:

Limited opportunity to change project scope but schedule can be altered with acceptance of risk and deteriorating level of service.

Expenditures:	Prior	2024	2025	2026	2027	2028	Future	Total
Planning								\$0
Land								\$0
Construction	\$359,119	\$26,672	\$10,000	\$10,000	\$10,000	\$10,000	\$200,000	\$625,791
Equipment								\$0
Other Expenses	\$18,296							\$18,296
Total	\$377,415	\$26,672	\$10,000	\$10,000	\$10,000	\$10,000	\$200,000	\$644,087

Funding Sources:	Prior	2024	2025	2026	2027	2028	Future	Total
General Revenue								\$0
Enterprise Revenue	\$377,415	\$26,672	\$10,000	\$10,000	\$10,000	\$10,000	\$200,000	\$644,087
Bond Proceeds								\$0
Grants								\$0
Capital Project Fund				132				\$0
Other Revenue								\$0



Total	\$377,415	\$26,672	\$10,000	\$10,000	\$10,000	\$10,000	\$200,000	\$644,087
-------	-----------	----------	----------	----------	----------	----------	-----------	-----------

Impacts:	Prior	2024	2025	2026	2027	2028	Future	Total
Personnel								\$0
Operating								\$0
Capital								\$0
Offsets								\$0
Total	\$0	\$0	\$0	\$0	\$0	\$0	\$0	\$0

DRAFT



Capital Improvement Program FY2024 thru FY2028 Project Request Form

Project Title: BLACKS RUN INTERCEPTOR UPGRADE PROG (911161-48641)
Project Code: sew203
Project Priority: Priority 2 **Project Type:** REPLACEMENT **Start Date (FYE):** 1991
Department: 2012 **Status:** Active **Completion Date (FYE):** 2046

Description:

Harrisonburg Public Utilities formats its Capital Improvement Program (CIP) to provide funding for three applications:

- 1. Capital Rehabilitation and Retirement (R&R):**
 R&R is the retirement of existing assets at an optimum time near the end of their life cycle but with opportunity to avoid ancillary financial, social or environment burden. The HPU CIP process uses asset retirement date forecasts made from known installation dates and from Manufacturer's Anticipated Service Life (MASL). The CIP process provides Future Asset Replacement Cost (FARC) by inflating the Current Asset Replacement Cost (CARV) by two-and-one-half percent annually to the retirement date.
- 2. Capital Growth (CG):**
 CG is the addition of new assets with the purpose of expanding service, capacity, functionality or strategy of operations.
- 3. Target Capital Reserve = 1% of CARV**
- 4. Revenue:**
 Because rates cannot be adjusted annually to meet the schedule of fluctuating costs, HPU determines the sum and the uniform funding that is required throughout the immediate upcoming 25 years period. The latter is the Annual Cost of Sustainable Operations (ACSO) and is used for funding and expense scheduling. Adjustments are made when rates will not support the ACSO or when expenses are significant to require debt. The CIP Plan is not adjusted for rates.

Justifications:

Mandated
 x-Remove hazards
 x-Maintains service
 Increase efficiency
 x-Increase revenues
 x-Improves service
 x-New service
 Convenience
 Other

Goals and Objectives

G 14
 O 14.2

Explanation:

REHABILITATION AND RETIREMENT (R&R)
 100% CARV = \$29,122,456
 NBV = \$16,179,383
 FARC 25 Years: \$2,425,813
 ACSO 25 Years: \$100,000/yr

EXPANSION
 ILOS Flow Monitor 5yr Update: 2025: \$100,000; Beyond: \$400,000
 ILOS Current 10 yr LOS: Not Available
 ILOS Future 10 yr LOS: Not Available


ENVIRONMENTAL/SUSTAINABILITY: Reduction of infiltration and inflow into the sanitary sewer collection system will increase environmental sustainability by reducing the amount of required wastewater treatment processes. Wastewater treatment generates carbon through electrical consumption, sludge treatment/disposal, and chemical usage. Upgrades to the public sanitary sewer collection system will reduce infiltration and inflow.

Alternative:

Reactive Approach

Expenditures:	Prior	2024	2025	2026	2027	2028	Future	Total
Planning								\$0
Land								\$0
Construction	\$6,624,966	\$100,000	\$200,000	\$100,000	\$100,000	\$100,000	\$2,400,000	\$9,624,966
Equipment								\$0
Other Expenses	\$291,225							\$291,225
Total	\$6,916,191	\$100,000	\$200,000	\$100,000	\$100,000	\$100,000	\$2,400,000	\$9,916,191

Funding Sources:	Prior	2024	2025	2026	2027	2028	Future	Total
------------------	-------	------	------	------	------	------	--------	-------



General Revenue									\$0
Enterprise Revenue	\$6,916,191	\$100,000	\$200,000	\$100,000	\$100,000	\$100,000	\$100,000	\$2,400,000	\$9,916,191
Bond Proceeds									\$0
Grants									\$0
Capital Project Fund									\$0
Other Revenue									\$0
Total	\$6,916,191	\$100,000	\$200,000	\$100,000	\$100,000	\$100,000	\$100,000	\$2,400,000	\$9,916,191

Operating Impacts:	Prior	2024	2025	2026	2027	2028	Future	Total
Personnel								\$0
Operating								\$0
Capital								\$0
Offsets								\$0
Total	\$0	\$0	\$0	\$0	\$0	\$0	\$0	\$0

DRAFT



Capital Improvement Program FY2024 thru FY2028 Project Request Form

Project Title: Management of Collection & Transmission Assets (911161 48735)
Project Code: sew211
Project Priority: Priority 2 **Project Type:** REPLACEMENT **Start Date (FYE):** 2013
Department: 2012 **Status:** Active **Completion Date (FYE):** 2046

Description:

Harrisonburg Public Utilities formats its Capital Improvement Program (CIP) to provide funding for three applications:

- 1. Capital Rehabilitation and Retirement (R&R):**
 R&R is the retirement of existing assets at an optimum time near the end of their life cycle but with opportunity to avoid ancillary financial, social or environment burden. The HPU CIP process uses asset retirement date forecasts made from known installation dates and from Manufacturer's Anticipated Service Life (MASL). The CIP process provides Future Asset Replacement Cost (FARC) by inflating the Current Asset Replacement Cost (CARV) by two-and-one-half percent annually to the retirement date.
- 2. Capital Growth (CG):**
 CG is the addition of new assets with the purpose of expanding service, capacity, functionality or strategy of operations.
- 3. Target Capital Reserve = 1% of CARV**
- 4. Revenue:**
 Because rates cannot be adjusted annually to meet the schedule of fluctuating costs, HPU determines the sum and the uniform funding that is required throughout the immediate upcoming 25 years period. The latter is the Annual Cost of Sustainable Operations (ACSO) and is used for funding and expense scheduling. Adjustments are made when rates will not support the ACSO or when expenses are significant to require debt. The CIP Plan is not adjusted for rates.

Justifications:

- Mandated
- x-Remove hazards
- x-Maintains service
- Increase efficiency
- Increase revenues
- x-Improves service
- New service
- Convenience
- x-Other

Goals and Objectives

- G 14
- O 14.2

Explanation:

REHABILITATION & RETIREMENT (R&R)
 100% CARV = \$127,204,092
 NBV = \$73,935,177
 FARC 25 Years: \$13,558,271
 ACSO 25 Years: \$550,000/yr
 I&I Abatement: \$200,000/yr

EXPANSION
 2024-2028: Sewer Main Extension Program: \$50,000 /yr


ENVIRONMENTAL/SUSTAINABILITY: Reduction of infiltration and inflow into the sanitary sewer collection system will increase environmental sustainability by reducing the amount of required wastewater treatment processes. Wastewater treatment generates carbon through electrical consumption, sludge treatment/disposal, and chemical usage. Upgrades to the public sanitary sewer collection system will reduce infiltration and inflow.

Alternative:

Reactive Approach

Expenditures:	Prior	2024	2025	2026	2027	2028	Future	Total
Planning								\$0
Land								\$0
Construction	\$3,510,268	\$800,000	\$800,000	\$800,000	\$800,000	\$800,000	\$16,000,000	\$23,510,268
Equipment								\$0
Other Expenses	\$1,272,041							\$1,272,041
Total	\$4,782,309	\$800,000	\$800,000	\$800,000	\$800,000	\$800,000	\$16,000,000	\$24,782,309

Funding Sources:	Prior	2024	2025	2026	2027	2028	Future	Total
-------------------------	-------	------	------	------	------	------	--------	-------



General Revenue									\$0
Enterprise Revenue	\$4,782,309	\$800,000	\$800,000	\$800,000	\$800,000	\$800,000	\$16,000,000		\$24,782,309
Bond Proceeds									\$0
Grants									\$0
Capital Project Fund									\$0
Other Revenue									\$0
Total	\$4,782,309	\$800,000	\$800,000	\$800,000	\$800,000	\$800,000	\$16,000,000		\$24,782,309

Operating Impacts:	Prior	2024	2025	2026	2027	2028	Future	Total
Personnel								\$0
Operating								\$0
Capital								\$0
Offsets								\$0
Total	\$0	\$0	\$0	\$0	\$0	\$0	\$0	\$0

DRAFT



Capital Improvement Program FY2024 thru FY2028 Project Request Form

Project Title: Management of Transfer & Monitoring Assets (911161 48736)
Project Code: sew212
Project Priority: Priority 2 **Project Type:** REPLACEMENT **Start Date (FYE):** 2013
Department: 2012 **Status:** Active **Completion Date (FYE):** 2046

Description:

Harrisonburg Public Utilities formats its Capital Improvement Program (CIP) to provide funding for three applications:

1. **Capital Rehabilitation and Retirement (R&R):**
R&R is the retirement of existing assets at an optimum time near the end of their life cycle but with opportunity to avoid ancillary financial, social or environment burden. The HPU CIP process uses asset retirement date forecasts made from known installation dates and from Manufacturer's Anticipated Service Life (MASL). The CIP process provides Future Asset Replacement Cost (FARC) by inflating the Current Asset Replacement Cost (CARV) by two-and-one-half percent annually to the retirement date.
2. **Capital Growth (CG):**
CG is the addition of new assets with the purpose of expanding service, capacity, functionality or strategy of operations.
3. **Target Capital Reserve = 1% of CARV**
4. **Revenue:**
Because rates cannot be adjusted annually to meet the schedule of fluctuating costs, HPU determines the sum and the uniform funding that is required throughout the immediate upcoming 25 years period. The latter is the Annual Cost of Sustainable Operations (ACSO) and is used for funding and expense scheduling. Adjustments are made when rates will not support the ACSO or when expenses are significant to require debt. The CIP Plan is not adjusted for rates.

Justifications:

Mandated
 x-Remove hazards
 x-Maintains service
 x-Increase efficiency
 Increase revenues
 Improves service
 New service
 Convenience
 x-Other

Goals and Objectives

G 14
 O 14.2

Explanation:

REHABILITATION & RETIREMENT (R&R)
 100% CARV = \$1,811,220
 NBV = \$1,001,889
 FARC 25 Years: \$1,035,609
 ACSO 25 Years: \$50,000
EXPANSION
 None

ENVIRONMENTAL/SUSTAINABILITY: The Pumps Division will incur future CIP allocations to become and operate more sustainable. An energy inventory will be conducted to determine where operating efficiency can be improved and implementation of sustainable energy sources for sewer applications where applicable.

Alternative:

Reactive Approach

Expenditures:	Prior	2024	2025	2026	2027	2028	Future	Total
Planning								\$0
Land								\$0
Construction	\$948,810	\$20,000	\$50,000	\$50,000	\$50,000	\$50,000	\$1,000,000	\$2,168,810
Equipment								\$0
Other Expenses	\$18,112							\$18,112
Total	\$966,922	\$20,000	\$50,000	\$50,000	\$50,000	\$50,000	\$1,000,000	\$2,186,922

Funding Sources:	Prior	2024	2025	2026	2027	2028	Future	Total
General Revenue								\$0
Enterprise Revenue	\$966,922	\$20,000	\$50,000	\$50,000	\$50,000	\$50,000	\$1,000,000	\$2,186,922
Bond Proceeds				138				\$0
Grants								\$0



Capital Project Fund									\$0
Other Revenue									\$0
Total	\$966,922	\$20,000	\$50,000	\$50,000	\$50,000	\$50,000	\$50,000	\$1,000,000	\$2,186,922
Operating Impacts:	Prior	2024	2025	2026	2027	2028	Future		Total
Personnel									\$0
Operating									\$0
Capital									\$0
Offsets									\$0
Total	\$0	\$0	\$0	\$0	\$0	\$0	\$0	\$0	\$0

DRAFT



Capital Improvement Program FY2024 thru FY2028 Project Request Form

Project Title: Metering (911161-48734)

Project Code: sew217

Project Priority: Priority 2

Project Type: REPLACEMENT

Start Date (FYE): 2020

Department: 2012

Status: Active

Completion Date (FYE): 2046

Description:

Harrisonburg Public Utilities formats its Capital Improvement Program (CIP) to provide funding for three applications:

1. Capital Rehabilitation and Retirement (R&R):
R&R is the retirement of existing assets at an optimum time near the end of their life cycle but with opportunity to avoid ancillary financial, social or environment burden. The HPU CIP process uses asset retirement date forecasts made from known installation dates and from Manufacturer's Anticipated Service Life (MASL). The CIP process provides Future Asset Replacement Cost (FARC) by inflating the Current Asset Replacement Cost (CARV) by two-and-one-half percent annually to the retirement date.
2. Capital Growth (CG):
CG is the addition of new assets with the purpose of expanding service, capacity, functionality or strategy of operations.
3. Target Capital Reserve = 1% of CARV
4. Revenue:
Because rates cannot be adjusted annually to meet the schedule of fluctuating costs, HPU determines the sum and the uniform funding that is required throughout the immediate upcoming 25 years period. The latter is the Annual Cost of Sustainable Operations (ACSO) and is used for funding and expense scheduling. Adjustments are made when rates will not support the ACSO or when expenses are significant to require debt. The CIP Plan is not adjusted for rates.

Justifications:

Mandated
Remove hazards
x-Maintains service
x-Increase efficiency
x-Increase revenues
x-Improves service
New service
Convenience
Other

Goals and Objectives

G 14
O 14.1

Explanation:

REHABILITATION & RETIREMENT (R&R):
100% CARV = \$1,151,474
NBV = \$817,808
FARC 25 Years: \$630,286 (\$1,260,573 total)
ACSO 25 Years: \$25,000/yr

EXPANSION
AMI SYSTEM: \$2.8M Funded - 2024-2029 \$100K per year

ENVIRONMENTAL/SUSTAINABILITY:

Alternative:

Accept the risk of meter failures and lost revenue.

Expenditures:	Prior	2024	2025	2026	2027	2028	Future	Total
Planning								\$0
Land								\$0
Construction	\$1,516,148	\$150,000	\$125,000	\$125,000	\$125,000	\$125,000	\$500,000	\$2,666,148
Equipment								\$0
Other Expenses	\$11,515							\$11,515
Total	\$1,527,663	\$150,000	\$125,000	\$125,000	\$125,000	\$125,000	\$500,000	\$2,677,663

Funding Sources:	Prior	2024	2025	2026	2027	2028	Future	Total
General Revenue								\$0
Enterprise Revenue	\$1,527,663	\$150,000	\$125,000	\$125,000	\$125,000	\$125,000	\$500,000	\$2,677,663
Bond Proceeds								\$0
Grants								\$0
Capital Project Fund				140				\$0
Other Revenue								\$0



Total	\$1,527,663	\$150,000	\$125,000	\$125,000	\$125,000	\$125,000	\$500,000	\$2,677,663
-------	-------------	-----------	-----------	-----------	-----------	-----------	-----------	-------------

Operating Impacts:	Prior	2024	2025	2026	2027	2028	Future	Total
Personnel								\$0
Operating								\$0
Capital								\$0
Offsets								\$0
Total	\$0	\$0	\$0	\$0	\$0	\$0	\$0	\$0

DRAFT



\$536,586	\$3,666	\$10,000	\$10,000	\$10,000	\$10,000	\$200,000	\$780,252
-----------	---------	----------	----------	----------	----------	-----------	-----------

Operating Impacts:

	Prior	2024	2025	2026	2027	2028	Future	Total
Personnel								\$0
Operating								\$0
Capital								\$0
Offsets								\$0
Total	\$0	\$0	\$0	\$0	\$0	\$0	\$0	\$0

DRAFT



Capital Improvement Program FY2024 thru FY2028 Project Request Form

Project Title: School Bus Parking lot Expansion

Project Code: HDPT SB

Project Priority: Priority 2

Project Type: IMPROVEMENT

Start Date (FYE): 2025

Department: 622081

Status: Active

Completion Date (FYE): 2025

Description:

School bus parking expansion to cater for increased school buses due to construction of a new high school and the need for electric school bus infrastructure.

Justifications:

- Mandated
- Remove hazards
- Maintains service
- Increase efficiency
- Increase revenues
- x-Improves service
- x-New service
- Convenience
- Other

Explanation:

HDPT needs additional space to park/charge expansion school buses some of which will be electric buses at our facility. This will cater for additional growth needs in the future and ensure that the buses are safe and secure within the department's property.

Alternative:

Potentially move activity buses to certain schools.

Goals and Objectives

G 13

Expenditures:	Prior	2024	2025	2026	2027	2028	Future	Total
Planning								\$0
Land								\$0
Construction			\$4,000,000					\$4,000,000
Equipment								\$0
Other Expenses								\$0
Total	\$0	\$0	\$4,000,000	\$0	\$0	\$0	\$0	\$4,000,000

Funding Sources:	Prior	2024	2025	2026	2027	2028	Future	Total
General Revenue			\$4,000,000					\$4,000,000
Enterprise Revenue								\$0
Bond Proceeds								\$0
Grants								\$0
Capital Project Fund								\$0
Other Revenue								\$0
Total	\$0	\$0	\$4,000,000	\$0	\$0	\$0	\$0	\$4,000,000

Operating Impacts:	Prior	2024	2025	2026	2027	2028	Future	Total
Personnel								\$0
Operating								\$0
Capital								\$0
Offsets								\$0
Total	\$0	\$0	\$0	\$0	\$0	\$0	\$0	\$0



Capital Improvement Program FY2024 thru FY2028 Project Request Form

Project Title: School Bus IT

Project Code: Trans 07

Project Priority: Priority 2

Project Type: SYSTEM UPGRADE

Start Date (FYE): 2026

Department: 622081

Status: Active

Completion Date (FYE): 2026

Description:

Anticipated replacement or upgrade of current camera system.

Justifications:

- Mandated
- Remove hazards
- Maintains service
- Increase efficiency
- Increase revenues
- x-Improves service
- New service
- Convenience
- Other

Explanation:

Costs for replacement/upgrade could be divided among concurrent years. Will have to discuss with the Department of Finance. Stop arm cameras have the potential to bring in revenue from violations/violators. New Ordinance and HPD discussions about enforcement have begun. Ordinance taken to City Council and approved. Project has not commenced because of focus on shortage of drivers.

Alternative:

Continue using current system.

Goals and Objectives

G 13
O 13.1

Expenditures:	Prior	2024	2025	2026	2027	2028	Future	Total
Planning								\$0
Land								\$0
Construction								\$0
Equipment				\$300,000				\$300,000
Other Expenses								\$0
Total	\$0	\$0	\$0	\$300,000	\$0	\$0	\$0	\$300,000

Funding Sources:	Prior	2024	2025	2026	2027	2028	Future	Total
General Revenue				\$300,000				\$300,000
Enterprise Revenue								\$0
Bond Proceeds								\$0
Grants								\$0
Capital Project Fund								\$0
Other Revenue								\$0
Total	\$0	\$0	\$0	\$300,000	\$0	\$0	\$0	\$300,000

Operating Impacts:	Prior	2024	2025	2026	2027	2028	Future	Total
Personnel								\$0
Operating								\$0
Capital								\$0
Offsets								\$0
Total	\$0	\$0	\$0	\$0	\$0	\$0	\$0	\$0



Capital Improvement Program FY2024 thru FY2028 Project Request Form

Project Title: SCHOOL BUSES
Project Code: trans2
Project Priority: Priority 2 **Project Type:** ADDITION & REPLACEMENT **Start Date (FYE):** ONGOING
Department: 622081 **Status:** Active **Completion Date (FYE):** ONGOING

Description:

School buses are recommended to be replaced 10-12 years (150,000 miles). Replacement and expansion buses needed with the construction of Rocktown High School. Exact amount of expansion buses has not been determined yet. Gradual expansion in number of school buses is recommended to mitigate costs to tax payers and ensure timely delivery.

Justifications:

- Mandated
- Remove hazards
- x-Maintains service
- x-Increase efficiency
- Increase revenues
- x-Improves service
- New service
- Convenience
- Other

Explanation:

Federal & State EPA guidelines are becoming stronger to replace buses in 10 to 12 years. Currently the Department has approximately 32 buses that are beyond 12 years. Electric buses will be considered with infrastructure and bus grant monies and the replacement schedule will be updated at that time. Two electric school buses ordered. Applied for and received a DEQ clean school bus program grant. Applied for an additional five (5) electric school buses from EPA clean school bus program.

Goals and Objectives

G 13
O 13.2

Alternative:

Limited to no alternatives with the construction of the new high school. Operating costs will continue to rise taking into consideration current driver shortage.

Expenditures:	Prior	2024	2025	2026	2027	2028	Future	Total
Planning								\$0
Land								\$0
Construction								\$0
Equipment		\$600,000	\$600,000	\$600,000	\$600,000	\$800,000		\$3,200,000
Other Expenses								\$0
Total	\$0	\$600,000	\$600,000	\$600,000	\$600,000	\$800,000	\$0	\$3,200,000

Funding Sources:	Prior	2024	2025	2026	2027	2028	Future	Total
General Revenue		\$600,000	\$600,000	\$600,000	\$600,000	\$800,000		\$3,200,000
Enterprise Revenue								\$0
Bond Proceeds								\$0
Grants								\$0
Capital Project Fund								\$0
Other Revenue								\$0
Total	\$0	\$600,000	\$600,000	\$600,000	\$600,000	\$800,000	\$0	\$3,200,000

Operating Impacts:	Prior	2024	2025	2026	2027	2028	Future	Total
Personnel								\$0
Operating								\$0
Capital								\$0
Offsets								\$0
Total	\$0	\$0	\$0	\$0	\$0	\$0	\$0	\$0



Capital Improvement Program FY2024 thru FY2028 Project Request Form

Project Title: Mobile Bus Lifts

Project Code: 672141

Project Priority: Priority 2

Project Type: NEW

Start Date (FYE): 2024

Department: 672141

Status: Active

Completion Date (FYE): 2024

Description:

Two (2) Stertil Koni mobile bus lifts to cater for expanded capacity at the Central garage.

Explanation:

Need two (2) new mobile bus lifts due to increased demand.

Alternative:

Continue as we are now but expect delays in repairs/maintenance long term.

Justifications:

- Mandated
- Remove hazards
- Maintains service
- x-Increase efficiency
- Increase revenues
- x-Improves service
- New service
- Convenience
- Other

Goals and Objectives

G 13

Expenditures:	Prior	2024	2025	2026	2027	2028	Future	Total
Planning								\$0
Land								\$0
Construction								\$0
Equipment		\$117,570						\$117,570
Other Expenses								\$0
Total	\$0	\$117,570	\$0	\$0	\$0	\$0	\$0	\$117,570

Funding Sources:	Prior	2024	2025	2026	2027	2028	Future	Total
General Revenue		\$62,312						\$62,312
Enterprise Revenue								\$0
Bond Proceeds								\$0
Grants		\$55,258						\$55,258
Capital Project Fund								\$0
Other Revenue								\$0
Total	\$0	\$117,570	\$0	\$0	\$0	\$0	\$0	\$117,570

Operating Impacts:	Prior	2024	2025	2026	2027	2028	Future	Total
Personnel								\$0
Operating								\$0
Capital								\$0
Offsets								\$0
Total	\$0	\$0	\$0	\$0	\$0	\$0	\$0	\$0



Capital Improvement Program FY2024 thru FY2028 Project Request Form

Project Title: Wash Bay Improvement/Replacement

Project Code: HDPT WB

Project Priority: Priority 2

Project Type: ADDITION & RENOVATION

Start Date (FYE): 2025

Department: 672141

Status: Active

Completion Date (FYE): 2025

Description:

Washbay used by numerous City Departments needs to be renovated to modern standard. Old parts and equipment were used when the new Central Garage was built and, with time, parts have worn out, are costly to repair, and in need of replacement.

Justifications:

- Mandated
- Remove hazards
- x-Maintains service
- Increase efficiency
- Increase revenues
- x-Improves service
- New service
- Convenience
- Other

Explanation:

Renovate the wash bay. Parts that were reused have worn out, are costly to repair, and in need of replacement. Washbay really smells and the renovation would help reconfigure the way large vehicles enter and exit the space, therefore reducing accidents encountered.

Alternative:

Do nothing resulting in costly repairs and breakdowns, not to mention accidents while entering and exiting the facility.

Goals and Objectives

G 13

Expenditures:	Prior	2024	2025	2026	2027	2028	Future	Total
Planning								\$0
Land								\$0
Construction								\$0
Equipment			\$450,000					\$450,000
Other Expenses								\$0
Total	\$0	\$0	\$450,000	\$0	\$0	\$0	\$0	\$450,000

Funding Sources:	Prior	2024	2025	2026	2027	2028	Future	Total
General Revenue			\$450,000					\$450,000
Enterprise Revenue								\$0
Bond Proceeds								\$0
Grants								\$0
Capital Project Fund								\$0
Other Revenue								\$0
Total	\$0	\$0	\$450,000	\$0	\$0	\$0	\$0	\$450,000

Operating Impacts:	Prior	2024	2025	2026	2027	2028	Future	Total
Personnel								\$0
Operating								\$0
Capital								\$0
Offsets								\$0
Total	\$0	\$0	\$0	\$0	\$0	\$0	\$0	\$0



Capital Improvement Program FY2024 thru FY2028 Project Request Form

Project Title: Transfer Center
Project Code: trans05
Project Priority: Priority 2 **Project Type:** CONSTRUCTION **Start Date (FYE):** 7/2025
Department: 812081 **Status:** Active **Completion Date (FYE):** 2025

Description:

Buy land for transit/transfer center and park and ride with waiting area.

Justifications:

- Mandated
- x-Remove hazards
- x-Maintains service
- x-Increase efficiency
- Increase revenues
- x-Improves service
- New service
- x-Convenience
- Other

Explanation:

Land is needed for a new transit/transfer center with a park and ride. This is identified in HDPT's Transit Development Plan. Feasibility study completed in FY2022. Need to purchase land to make the project viable for a smart scale application.

Alternative:

Continue as we are now.

Goals and Objectives

G 13

Expenditures:	Prior	2024	2025	2026	2027	2028	Future	Total
Planning								\$0
Land			\$1,000,000					\$1,000,000
Construction								\$0
Equipment								\$0
Other Expenses								\$0
Total	\$0	\$0	\$1,000,000	\$0	\$0	\$0	\$0	\$1,000,000

Funding Sources:	Prior	2024	2025	2026	2027	2028	Future	Total
General Revenue			\$1,000,000					\$1,000,000
Enterprise Revenue								\$0
Bond Proceeds								\$0
Grants								\$0
Capital Project Fund								\$0
Other Revenue								\$0
Total	\$0	\$0	\$1,000,000	\$0	\$0	\$0	\$0	\$1,000,000

Operating Impacts:	Prior	2024	2025	2026	2027	2028	Future	Total
Personnel								\$0
Operating								\$0
Capital								\$0
Offsets								\$0
Total	\$0	\$0	\$0	\$0	\$0	\$0	\$0	\$0



Capital Improvement Program FY2024 thru FY2028 Project Request Form

Project Title: TRANSIT BUSES
Project Code: trans1
Project Priority: Priority 2 **Project Type:** ADDITION & REPLACEMENT **Start Date (FYE):** ONGOING
Department: 812081 **Status:** Active **Completion Date (FYE):** ONGOING

Description:

FY 2023 7 transit replacement buses, 2 paratransit
 FY 2024 2 para transit replacements
 FY 2025 5 transit replacements
 FY 2026 4 transit replacements
 FY 2027 2 para transit replacements
 FY 2028 5 transit, 1 expansion paratransit

Justifications:

Mandated
 Remove hazards
 x-Maintains service
 x-Increase efficiency
 Increase revenues
 x-Improves service
 New service
 Convenience
 Other

Explanation:

Para transit buses will be low floor buses that will have a useful life of 10 years or 150,000 miles.
 Transit buses to be replaced have a useful life of 12 years or 500,000 miles, however, the state has put in place a new Capital prioritization process that takes into consideration age and mileage of transit buses to be replaced.

Goals and Objectives

G 13
 O 13.2

Alternative:

Cut service. Try to keep old buses running, maintenance costs will continue to rise because of the new State Capital prioritization process. HDPT normally meets the 12 years but hardly ever runs buses to 500,000 miles. Level of service will drop and number of road calls will continue to rise.

Expenditures:	Prior	2024	2025	2026	2027	2028	Future	Total
Planning								\$0
Land								\$0
Construction								\$0
Equipment		\$300,000	\$3,500,000	\$2,800,000	\$400,000	\$3,700,000		\$10,700,000
Other Expenses								\$0
Total	\$0	\$300,000	\$3,500,000	\$2,800,000	\$400,000	\$3,700,000	\$0	\$10,700,000

Funding Sources:	Prior	2024	2025	2026	2027	2028	Future	Total
General Revenue								\$0
Enterprise Revenue		\$12,000	\$140,000	\$112,000	\$16,000	\$148,000		\$428,000
Bond Proceeds								\$0
Grants		\$288,000	\$3,360,000	\$2,688,000	\$384,000	\$3,552,000		\$10,272,000
Capital Project Fund								\$0
Other Revenue								\$0
Total	\$0	\$300,000	\$3,500,000	\$2,800,000	\$400,000	\$3,700,000	\$0	\$10,700,000

Operating Impacts:	Prior	2024	2025	2026	2027	2028	Future	Total
Personnel								\$0
Operating								\$0
Capital								\$0
Offsets								\$0
Total	\$0	\$0	\$0	\$0	\$0	\$0	\$0	\$0



Capital Improvement Program FY2024 thru FY2028 Project Request Form

Project Title: Employee Parking lot Expansion
Project Code: HDPT PL
Project Priority: Priority 3 **Project Type:** ADDITION & RENOVATION **Start Date (FYE):** 2026
Department: 872081 **Status:** Active **Completion Date (FYE):** 2026

Description:

Employee parking lot expansion to cater for increased number of employees needed for HDPT operations.

Justifications:

- Mandated
- Remove hazards
- x-Maintains service
- Increase efficiency
- Increase revenues
- Improves service
- New service
- x-Convenience
- Other

Explanation:

HDPT needs additional space for employee parking to meet the increased need for staff needed for both transit and school bus operations. This will cater for additional growth needs in the future and ensure that the employees have a place to park when they come to work.

Alternative:

Continue as we are now.

Goals and Objectives

G 13

Expenditures:	Prior	2024	2025	2026	2027	2028	Future	Total
Planning								\$0
Land								\$0
Construction				\$650,000				\$650,000
Equipment								\$0
Other Expenses								\$0
Total	\$0	\$0	\$0	\$650,000	\$0	\$0	\$0	\$650,000

Funding Sources:	Prior	2024	2025	2026	2027	2028	Future	Total
General Revenue				\$344,500				\$344,500
Enterprise Revenue								\$0
Bond Proceeds								\$0
Grants				\$305,500				\$305,500
Capital Project Fund								\$0
Other Revenue								\$0
Total	\$0	\$0	\$0	\$650,000	\$0	\$0	\$0	\$650,000

Operating Impacts:	Prior	2024	2025	2026	2027	2028	Future	Total
Personnel								\$0
Operating								\$0
Capital								\$0
Offsets								\$0
Total	\$0	\$0	\$0	\$0	\$0	\$0	\$0	\$0



Capital Improvement Program FY2024 thru FY2028 Project Request Form

Project Title: Transit IT

Project Code: Trans 06

Project Priority: Priority 2

Project Type: IMPROVEMENT

Start Date (FYE): 2027

Department: 872081

Status: Active

Completion Date (FYE): 2027

Description:

Intelligent Transportation System (ITS) for transit buses.

Justifications:

- Mandated
- Remove hazards
- Maintains service
- Increase efficiency
- Increase revenues
- x-Improves service
- New service
- Convenience
- Other

Explanation:

New Request for Proposals for an Intelligent Transportation System (ITS) in 2027.

Alternative:

Wait until 2028.

Goals and Objectives

G 13
O 13.1

Expenditures:	Prior	2024	2025	2026	2027	2028	Future	Total
Planning								\$0
Land								\$0
Construction								\$0
Equipment					\$2,500,000			\$2,500,000
Other Expenses								\$0
Total	\$0	\$0	\$0	\$0	\$2,500,000	\$0	\$0	\$2,500,000

Funding Sources:	Prior	2024	2025	2026	2027	2028	Future	Total
General Revenue					\$100,000			\$100,000
Enterprise Revenue								\$0
Bond Proceeds								\$0
Grants					\$2,400,000			\$2,400,000
Capital Project Fund								\$0
Other Revenue								\$0
Total	\$0	\$0	\$0	\$0	\$2,500,000	\$0	\$0	\$2,500,000

Operating Impacts:	Prior	2024	2025	2026	2027	2028	Future	Total
Personnel								\$0
Operating								\$0
Capital								\$0
Offsets								\$0
Total	\$0	\$0	\$0	\$0	\$0	\$0	\$0	\$0



Capital Improvement Program FY2024 thru FY2028 Project Request Form

Project Title: City Landfill Closure & Monitoring 910142-48681

Project Code: PWSLCBG

Project Priority: Priority 1

Project Type: ADDITION

Start Date (FYE): 2010

Department: 922041

Status: Active

Completion Date (FYE): Ongoing

Description:

Cost of closing, maintenance, and monitoring of landfill per DEQ regulations.

- (A) Annual monitoring/testing and engineering costs for gas and groundwater.
- (B) Groundwater injections that are outlined in the landfill closure documents.

Justifications:

- x-Mandated
- Remove hazards
- Maintains service
- Increase efficiency
- Increase revenues
- Improves service
- New service
- Convenience
- Other

Explanation:

DEQ regulations require a program for closing existing landfill and monitoring groundwater and gas generation for 30 year period following DEQ closure approval.

Alternative:

None.

Goals and Objectives

G 14

Expenditures:	Prior	2024	2025	2026	2027	2028	Future	Total
Planning		\$130,000	\$130,000	\$135,000	\$135,000	\$135,000	\$135,000	\$800,000
Land								\$0
Construction								\$0
Equipment								\$0
Other Expenses							\$1,403,600	\$1,403,600
Total	\$0	\$130,000	\$130,000	\$135,000	\$135,000	\$135,000	\$1,538,600	\$2,203,600

Funding Sources:	Prior	2024	2025	2026	2027	2028	Future	Total
General Revenue								\$0
Enterprise Revenue		\$130,000	\$130,000	\$135,000	\$135,000	\$135,000	\$1,538,600	\$2,203,600
Bond Proceeds								\$0
Grants								\$0
Capital Project Fund								\$0
Other Revenue								\$0
Total	\$0	\$130,000	\$130,000	\$135,000	\$135,000	\$135,000	\$1,538,600	\$2,203,600

Operating Impacts:	Prior	2024	2025	2026	2027	2028	Future	Total
Personnel								\$0
Operating								\$0
Capital								\$0
Offsets								\$0
Total	\$0	\$0	\$0	\$0	\$0	\$0	\$0	\$0



Capital Improvement Program FY2024 thru FY2028 Project Request Form

Project Title: SWM Equipment Replacement

Project Code: SWMER01

Project Priority: Priority 1

Project Type: REPLACEMENT

Start Date (FYE): 2024

Department: 472041

Status: Active

Completion Date (FYE): Beyond

Description:

Future replacement of Ravo Sweepers.

Justifications:

- x-Mandated
- Remove hazards
- x-Maintains service
- Increase efficiency
- Increase revenues
- Improves service
- New service
- Convenience
- Other

Explanation:

These vehicles provide substantial credits towards the City's MS4 requirements, and they need to be operational at all times. As the equipment ages, it will be important to keep the fleet in good working order, so that these credits can be maintained at an appropriate level.

Alternative:

Without replacement of this equipment when needed, the City would need to spend more funds on different BMP's in order to compensate for the loss of the credits generated by this equipment.

Goals and Objectives

G 14
O 14.3

Expenditures:	Prior	2024	2025	2026	2027	2028	Future	Total
Planning								\$0
Land								\$0
Construction								\$0
Equipment			\$250,000				\$255,000	\$505,000
Other Expenses								\$0
Total	\$0	\$0	\$250,000	\$0	\$0	\$0	\$255,000	\$505,000

Funding Sources:	Prior	2024	2025	2026	2027	2028	Future	Total
General Revenue								\$0
Enterprise Revenue			\$250,000				\$255,000	\$505,000
Bond Proceeds								\$0
Grants								\$0
Capital Project Fund								\$0
Other Revenue								\$0
Total	\$0	\$0	\$250,000	\$0	\$0	\$0	\$255,000	\$505,000

Operating Impacts:	Prior	2024	2025	2026	2027	2028	Future	Total
Personnel								\$0
Operating								\$0
Capital								\$0
Offsets								\$0
Total	\$0	\$0	\$0	\$0	\$0	\$0	\$0	\$0



Capital Improvement Program FY2024 thru FY2028 Project Request Form

Project Title: VMRC Extended Detention Pond
Project Code: PWSWPR10
Project Priority: Priority 2 **Project Type:** NEW **Start Date (FYE):** Prior
Department: 910541 **Status:** Active **Completion Date (FYE):** 2025

Description:

An enhanced extended detention pond is proposed within the plot of land directly across from VMRC. This project was identified in the Stormwater Improvement Plan as one that would yield high pollutant removal for Chesapeake Bay TMDL compliance.

Public Works is submitting a grant application in October to assist with the cost of design and construction.

Justifications:

- Mandated
- x-Remove hazards
- Maintains service
- Increase efficiency
- Increase revenues
- Improves service
- New service
- Convenience
- Other

Explanation:

Enhanced extended detention pond facilities have been shown to provide substantial nitrogen and phosphorus reductions at favorable cost efficiency when compared to other BMPS. VMRC has agreed to donate easements to the city to facilitate this project's design, construction, and long-term maintenance.

Goals and Objectives

Alternative:

Pursue other projects, as identified in the Stormwater Improvement Plan.

G 14
O 14.3

Expenditures:	Prior	2024	2025	2026	2027	2028	Future	Total
Planning								\$0
Land								\$0
Construction		\$1,343,100						\$1,343,100
Equipment								\$0
Other Expenses								\$0
Total	\$0	\$1,343,100	\$0	\$0	\$0	\$0	\$0	\$1,343,100

Funding Sources:	Prior	2024	2025	2026	2027	2028	Future	Total
General Revenue								\$0
Enterprise Revenue	\$312,807	\$358,743						\$671,550
Bond Proceeds								\$0
Grants		\$671,550						\$671,550
Capital Project Fund								\$0
Other Revenue								\$0
Total	\$312,807	\$1,030,293	\$0	\$0	\$0	\$0	\$0	\$1,343,100

Operating Impacts:	Prior	2024	2025	2026	2027	2028	Future	Total
Personnel								\$0
Operating								\$0
Capital								\$0
Offsets								\$0
Total	\$0	\$0	\$0	\$0	\$0	\$0	\$0	\$0



Capital Improvement Program FY2024 thru FY2028 Project Request Form

Project Title: Temporary Credit Purchases

Project Code: PWSWPR11

Project Priority: Priority 2

Project Type: NEW

Start Date (FYE): 2023

Department: 910541

Status: Active

Completion Date (FYE): 2025

Description:

The City has established a contract with HRRSA to begin purchasing annual Nitrogen, Phosphorus, and Sediment credits beginning 2023 to assist with Chesapeake Bay TMDL compliance requirements for the second and third permit cycles. The contract may be renewed for a five year extension after June 30, 2023.

Justifications:

- Mandated
- x-Remove hazards
- Maintains service
- Increase efficiency
- Increase revenues
- Improves service
- New service
- Convenience
- Other

Explanation:

Temporary credits must be purchased annually and do not last year to year like permanent credits or projects. Credit availability through HRRSA is unstable due to HRRSA's similarly changing regulatory requirements. The cost of these nutrients are significantly less than permanent credits.

Goals and Objectives

G 14
O 14.3

Alternative:

Pursue projects, permanent credits, and programs as identified in the Stormwater Improvement Plan.

Expenditures:	Prior	2024	2025	2026	2027	2028	Future	Total
Planning		\$80,892	\$81,151					\$162,043
Land								\$0
Construction								\$0
Equipment								\$0
Other Expenses								\$0
Total	\$0	\$80,892	\$81,151	\$0	\$0	\$0	\$0	\$162,043

Funding Sources:	Prior	2024	2025	2026	2027	2028	Future	Total
General Revenue								\$0
Enterprise Revenue		\$80,892	\$81,151					\$162,043
Bond Proceeds								\$0
Grants								\$0
Capital Project Fund								\$0
Other Revenue								\$0
Total	\$0	\$80,892	\$81,151	\$0	\$0	\$0	\$0	\$162,043

Operating Impacts:	Prior	2024	2025	2026	2027	2028	Future	Total
Personnel								\$0
Operating								\$0
Capital								\$0
Offsets								\$0
Total	\$0	\$0	\$0	\$0	\$0	\$0	\$0	\$0



Capital Improvement Program FY2024 thru FY2028 Project Request Form

Project Title: Permanent Credit Purchases

Project Code: PWSWPR12

Project Priority: Priority 2

Project Type: NEW

Start Date (FYE): 2020

Department: 910541

Status: Active

Completion Date (FYE): 2028

Description:

The City will select bidders that responded to an Invitation to Bid. Bidders will be selected by those with the lowest cost/lb of Phosphorus and availability of approved credits for sale. The City will have an opportunity annually to purchase permanent credits through these bidders for Nitrogen, Phosphorus, or Sediment. The contract will last for one year prior to renewal.

Justifications:

- x-Mandated
- Remove hazards
- Maintains service
- Increase efficiency
- Increase revenues
- Improves service
- New service
- Convenience
- x-Other

Explanation:

Permanent credits are managed by "nutrient banks" and may include stream restorations or land conversions within our designated watershed area. The cost per pound is much higher than temporary credits, but last in perpetuity with no maintenance or additional costs after the initial purchase.

Goals and Objectives

Alternative:

Pursue projects, temporary credits, and programs as identified in the Stormwater Improvement Plan.

G 14
O 14.3

Expenditures:	Prior	2024	2025	2026	2027	2028	Future	Total
Planning								\$0
Land								\$0
Construction								\$0
Equipment								\$0
Other Expenses		\$266,250	\$284,000	\$284,000	\$284,000			\$1,118,250
Total	\$0	\$266,250	\$284,000	\$284,000	\$284,000	\$0	\$0	\$1,118,250

Funding Sources:	Prior	2024	2025	2026	2027	2028	Future	Total
General Revenue								\$0
Enterprise Revenue		\$266,250	\$284,000	\$284,000	\$284,000			\$1,118,250
Bond Proceeds								\$0
Grants								\$0
Capital Project Fund								\$0
Other Revenue								\$0
Total	\$0	\$266,250	\$284,000	\$284,000	\$284,000	\$0	\$0	\$1,118,250

Operating Impacts:	Prior	2024	2025	2026	2027	2028	Future	Total
Personnel								\$0
Operating								\$0
Capital								\$0
Offsets								\$0
Total	\$0	\$0	\$0	\$0	\$0	\$0	\$0	\$0



Capital Improvement Program FY2024 thru FY2028 Project Request Form

Project Title: Drainage Improvement Program
Project Code: PWSWPR18
Project Priority: Priority 2 **Project Type:** NEW **Start Date (FYE):** 2022
Department: 910541 **Status:** Active **Completion Date (FYE):** 2027

Description:

The drainage improvement program will establish an application process for neighborhoods to apply for drainage improvement projects that would alleviate drainage concerns on a neighborhood/regional scale. Once applications are reviewed and ranked, funding from the stormwater utility fee and street improvement budgets would pay for design, construction, and maintenance.

Justifications:

- Mandated
- x-Remove hazards
- Maintains service
- x-Increase efficiency
- Increase revenues
- x-Improves service
- New service
- Convenience
- Other

Explanation:

Projects that are cost-efficient, yield pollutant removal, and impact the most property owners will be prioritized. Budget, staff, and administrative procedures still need to be established for this program.

Goals and Objectives

Alternative:

Do not offer the drainage improvement program. Continue letting property owners know that identified drainage issues on private property are not and will not be addressed by City staff unless they pose issues to a public roadway or other public infrastructure.

G 14

Expenditures:	Prior	2024	2025	2026	2027	2028	Future	Total
Planning		\$15,000	\$15,000	\$15,000	\$15,000	\$15,000		\$75,000
Land								\$0
Construction		\$85,000	\$85,000	\$85,000	\$85,000	\$85,000		\$425,000
Equipment								\$0
Other Expenses								\$0
Total	\$0	\$100,000	\$100,000	\$100,000	\$100,000	\$100,000	\$0	\$500,000

Funding Sources:	Prior	2024	2025	2026	2027	2028	Future	Total
General Revenue								\$0
Enterprise Revenue		\$100,000	\$100,000	\$100,000	\$100,000	\$100,000		\$500,000
Bond Proceeds								\$0
Grants								\$0
Capital Project Fund								\$0
Other Revenue								\$0
Total	\$0	\$100,000	\$100,000	\$100,000	\$100,000	\$100,000	\$0	\$500,000

Operating Impacts:	Prior	2024	2025	2026	2027	2028	Future	Total
Personnel								\$0
Operating								\$0
Capital								\$0
Offsets								\$0
Total	\$0	\$0	\$0	\$0	\$0	\$0	\$0	\$0



Capital Improvement Program FY2024 thru FY2028 Project Request Form

Project Title: Suter Street Drainage Improvements

Project Code: PWSWPR20

Project Priority: Priority 2

Project Type: IMPROVEMENT

Start Date (FYE): 2024

Department: 910541

Status: Active

Completion Date (FYE): 2026

Description:

Upgrade stormwater conveyance infrastructure within the Suter Street neighborhood as identified in a recently completed drainage study.

Justifications:

- Mandated
- x-Remove hazards
- Maintains service
- x-Increase efficiency
- Increase revenues
- Improves service
- New service
- Convenience
- Other

Explanation:

This drainage improvement project was developed following the Suter Street community enrolled in the City's Drainage Improvement Program. The neighborhood spans from Charles Street to Washington Street, and from Jefferson Street to North Main Street. Public Works conducted a drainage study which should that improving the stormwater conveyance infrastructure within the neighborhood was the most practical solution in order to lessen the severity of heavy rain events.

Goals and Objectives

Alternative:

None.

G 11
O 11.3

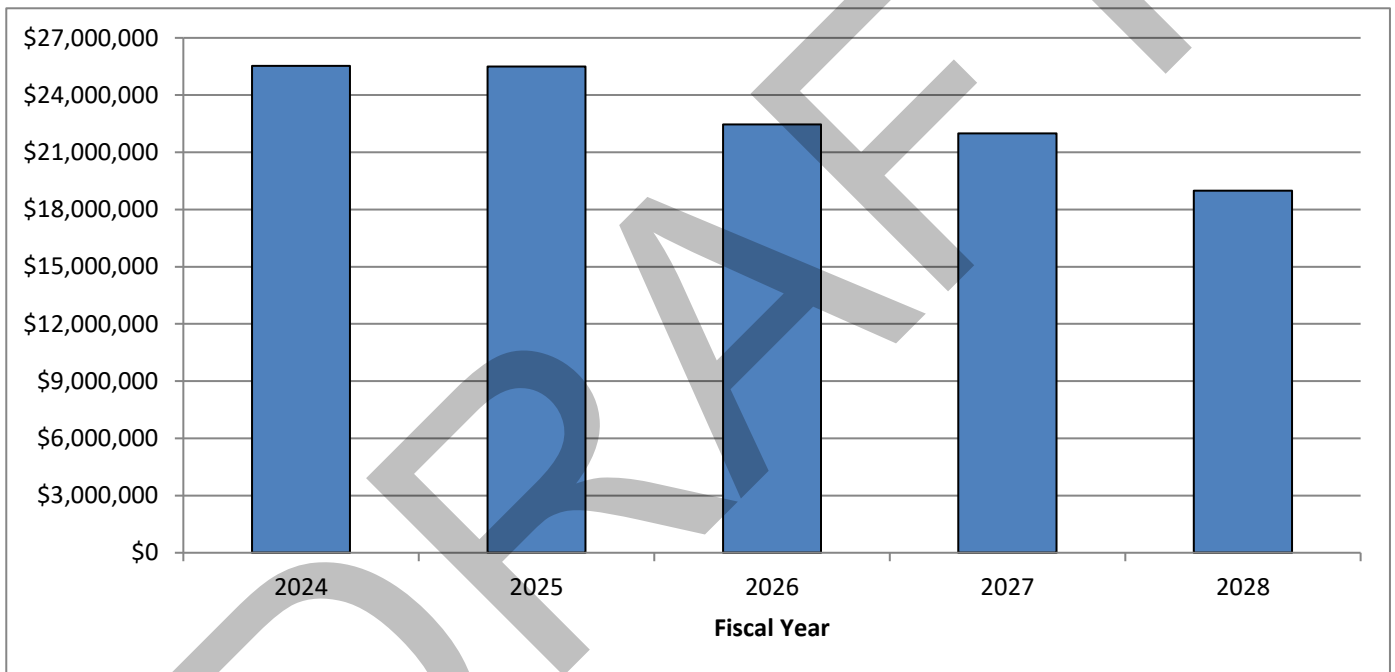
Expenditures:	Prior	2024	2025	2026	2027	2028	Future	Total
Planning		\$150,000						\$150,000
Land								\$0
Construction			\$2,000,000					\$2,000,000
Equipment								\$0
Other Expenses								\$0
Total	\$0	\$150,000	\$2,000,000	\$0	\$0	\$0	\$0	\$2,150,000

Funding Sources:	Prior	2024	2025	2026	2027	2028	Future	Total
General Revenue								\$0
Enterprise Revenue		\$150,000	\$2,000,000					\$2,150,000
Bond Proceeds								\$0
Grants								\$0
Capital Project Fund								\$0
Other Revenue								\$0
Total	\$0	\$150,000	\$2,000,000	\$0	\$0	\$0	\$0	\$2,150,000

Operating Impacts:	Prior	2024	2025	2026	2027	2028	Future	Total
Personnel								\$0
Operating								\$0
Capital								\$0
Offsets								\$0
Total	\$0	\$0	\$0	\$0	\$0	\$0	\$0	\$0

CITY OF HARRISONBURG, VIRGINIA
DEBT SERVICE PAYMENTS - ALL FUNDS
NEXT FIVE FISCAL YEARS

Fiscal Year	Principal	Interest	Total Debt Service
2024	17,073,932	8,459,390	25,533,322
2025	17,851,305	7,652,838	25,504,143
2026	15,582,867	6,872,697	22,455,564
2027	15,832,867	6,148,493	21,981,360
2028	13,512,866	5,475,570	18,988,436



City of Harrisonburg, Virginia
General Fund
Schedule of Cash/Funds Available for Capital Outlays and Capital Projects
For the Ten Year Period July 1, 2018 Through June 30, 2028

	Fiscal Years									
	Actual 2019	Actual 2020	Actual 2021	Actual 2022	Budgeted 2023	Projected 2024	Projected 2025	Projected 2026	Projected 2027	Projected 2028
Amount from fund balance	7,749,994	5,110,303	2,693,668	9,190,144	6,300,000	-	-	-	-	-
Revenues:										
General property taxes	49,120,491	51,569,124	54,271,422	57,634,787	63,871,100	70,431,800	72,126,600	73,863,200	75,653,900	77,217,000
Other local taxes	45,722,262	44,073,815	44,449,154	53,104,378	49,777,400	52,972,900	53,786,600	54,558,300	55,342,300	55,986,600
License permits and privilege fees	627,102	607,788	563,977	490,855	577,950	578,000	587,000	596,200	604,600	613,100
Fines and forfeitures	725,330	643,831	339,118	395,024	485,000	285,000	293,300	301,900	310,800	320,000
Use of money and property	1,041,455	809,423	230,607	163,303	95,000	215,000	225,200	235,900	247,100	258,900
Charges for services	1,330,650	1,047,416	962,547	1,497,540	1,450,500	1,533,400	1,562,800	1,592,500	1,622,900	1,653,800
Miscellaneous revenues	5,703,750	6,018,142	7,493,372	5,997,348	5,947,150	5,970,200	5,973,500	5,976,000	5,976,700	5,978,700
Recovered costs	845,139	844,515	941,345	972,050	920,049	929,000	916,600	924,700	924,600	920,700
State revenue	10,388,878	10,415,513	10,960,257	10,837,689	10,580,833	11,146,400	11,252,400	11,393,900	11,507,300	11,657,200
Federal revenue	292,076	294,435	9,806,308	2,496,074	302,666	295,600	295,600	95,100	95,100	95,100
Non-revenue receipts	55,376	236,091	125,266	77,177	50,000	50,000	50,000	50,000	50,000	50,000
Debt proceeds	-	-	-	40,213,288	-	-	-	-	-	-
Transfers - Operating	2,036,700	2,032,200	2,310,400	2,310,400	4,767,300	2,207,300	2,214,600	2,222,000	2,229,600	2,237,200
Transfers - Other	46,929	2,181,894	-	-	-	-	-	-	-	-
Total revenue including fund balance	125,686,132	125,884,492	135,147,441	185,380,058	145,124,948	146,614,600	149,284,200	151,809,700	154,564,900	156,988,300
Operating Expenditures:										
General government	5,353,792	5,902,182	6,119,384	6,648,194	7,754,586	8,360,700	8,569,700	8,784,000	9,003,700	9,228,600
Public safety	23,192,762	24,387,525	25,185,007	27,117,848	29,959,569	32,245,800	33,052,200	32,775,300	33,594,500	34,434,300
Public works	7,493,326	6,950,221	7,334,617	7,073,325	9,026,535	9,813,400	10,115,000	10,424,000	10,740,600	11,065,500
Health and welfare	1,384,435	1,454,800	1,375,987	1,376,764	1,511,953	1,587,600	1,667,000	1,750,400	1,837,900	1,929,700
Parks and recreation	5,793,171	5,802,003	5,169,788	5,711,992	6,552,686	7,073,200	7,250,200	7,431,300	7,617,200	7,807,800
Community development	2,471,607	2,524,801	5,506,196	2,852,297	2,841,533	2,980,300	3,054,900	3,131,600	3,209,900	3,290,100
Joint operations	8,763,316	8,965,630	9,949,783	9,752,177	11,414,300	11,985,000	12,284,600	12,591,700	12,906,500	13,229,200
Reserve for contingencies	-	-	-	-	225,000	225,000	225,000	225,000	225,000	225,000
Debt service and fiscal charges	15,549,628	16,065,431	15,724,233	57,263,848	20,756,240	20,301,000	20,280,000	19,809,500	19,339,100	16,329,500
Payment for conference center	95,268	1,100,000	900,000	1,100,000	1,200,000	1,236,000	1,266,900	1,298,600	1,331,100	1,364,400
Transfers - Other than Schools	2,494,118	2,471,485	2,923,768	3,333,681	3,506,761	3,932,100	4,116,200	4,309,500	4,512,500	4,725,600
Transfers - Schools	34,419,222	35,803,308	36,008,259	36,008,259	37,435,173	38,932,600	40,489,900	42,109,500	43,793,900	45,545,700
Total operating expenditures	107,010,643	111,427,385	116,197,023	158,238,385	132,184,336	138,672,700	142,371,600	144,640,400	148,111,900	149,175,400
Cash/Funds Available for Capital	18,675,489	14,457,107	18,950,418	27,141,673	12,940,612	7,941,900	6,912,600	7,169,300	6,453,000	7,812,900
Capital Expenditures:										
Capital outlay	5,951,480	5,807,301	4,874,313	5,186,667	6,015,612	6,075,200	6,203,500	6,336,400	6,474,800	6,618,100
Transfers to Capital projects	5,283,327	4,203,000	200,000	2,925,000	6,925,000	500,000	500,000	500,000	500,000	500,000
Total capital expenditures	11,234,807	10,010,301	5,074,313	8,111,667	12,940,612	6,575,200	6,703,500	6,836,400	6,974,800	7,118,100
Revenue Over (Under) Expenditures	7,440,682	4,446,806	13,876,105	19,030,006	-	1,366,700	209,100	332,900	(521,800)	694,800

City of Harrisonburg, Virginia
Water Fund
Schedule of Cash/Funds Available for Capital Outlays and Capital Projects
For the Ten Year Period July 1, 2018 Through June 30, 2028

	Fiscal Years									
	Actual 2019	Actual 2020	Actual 2021	Actual 2022	Budgeted 2023	Projected 2024	Projected 2025	Projected 2026	Projected 2027	Projected 2028
Amount from fund balance	1,273,619	1,377,518	356,448	284,289	2,067,455	-	-	-	-	-
Revenues:										
License permits & privilege fees	343,110	193,900	134,000	120,200	100,000	100,000	100,000	100,000	100,000	100,000
Use of money and property	264,856	210,619	70,108	55,621	50,000	150,000	150,000	150,000	150,000	150,000
Charges for services	8,287,406	9,354,072	9,029,201	10,309,326	10,195,000	10,644,400	11,266,800	11,492,100	11,721,900	11,956,400
Miscellaneous	6,322	7,397	7,839	13,621	5,000	5,000	5,000	5,000	5,000	5,000
Recovered costs	69,685	81,153	53,658	104,416	20,000	20,000	20,000	20,000	20,000	20,000
Intergovernmental revenue	-	-	-	116,262	-	-	-	-	-	-
Debt proceeds	-	-	-	15,218,104	-	-	-	-	-	-
Transfers - Depreciation, etc.	1,484,800	1,519,500	1,582,500	1,723,200	1,766,700	1,802,000	1,838,000	1,874,800	1,912,300	1,950,500
Transfers - Capital Projects Fund	-	-	-	421,323	-	-	-	-	-	-
Total revenue including fund balance	11,729,797	12,744,158	11,233,755	28,366,362	14,204,155	12,721,400	13,379,800	13,641,900	13,909,200	14,181,900
Operating Expenditures:										
Personal service	1,859,035	1,978,710	2,033,316	2,241,525	2,570,427	2,776,100	2,845,500	2,916,600	2,989,500	3,064,200
Fringe benefits	645,434	677,071	666,495	734,537	942,258	1,017,600	1,043,000	1,069,100	1,095,800	1,123,200
Purchased services	222,016	188,391	177,779	186,600	253,680	266,400	273,100	279,900	286,900	294,100
Internal services	16,340	12,616	13,890	19,647	17,300	18,200	18,700	19,200	19,700	20,200
Other charges	498,820	484,203	456,134	560,648	632,316	663,900	680,500	697,500	714,900	732,800
Materials and supplies	303,593	304,377	258,670	296,527	368,522	386,900	396,600	406,500	416,700	427,100
Depreciation	1,484,800	1,519,500	1,582,500	1,723,200	1,766,700	1,802,000	1,838,000	1,874,800	1,912,300	1,950,500
Payment in lieu of taxes	571,800	584,700	603,900	603,900	611,400	642,000	658,100	674,600	691,500	708,800
Debt service and fiscal charges	1,525,622	1,523,480	1,532,978	16,886,786	2,655,661	2,663,000	2,656,600	2,661,600	2,657,700	2,674,500
Transfers - Other	1,088,820	1,098,630	1,100,445	1,094,810	1,079,232	1,087,000	1,095,200	1,103,800	1,112,800	1,122,300
Total operating expenditures	8,216,281	8,371,678	8,426,107	24,348,181	10,897,496	11,323,100	11,505,300	11,703,600	11,897,800	12,117,700
Cash/Funds Available for Capital	3,513,516	4,372,481	2,807,648	4,018,181	3,306,659	1,398,300	1,874,500	1,938,300	2,011,400	2,064,200
Capital Expenditures:										
Capital outlay	231,338	182,929	170,336	199,961	269,000	282,500	289,600	296,800	304,200	311,800
Transfers - Capital projects	2,835,392	3,357,725	2,314,253	2,004,908	3,037,659	-	-	-	-	-
Total capital expenditures	3,066,730	3,540,654	2,484,589	2,204,869	3,306,659	282,500	289,600	296,800	304,200	311,800
Revenue Over (Under) Expenditures	446,786	831,827	323,059	1,813,312	-	1,115,800	1,584,900	1,641,500	1,707,200	1,752,400

City of Harrisonburg, Virginia
Sewer Fund
Schedule of Cash/Funds Available for Capital Outlays and Capital Projects
For the Ten Year Period July 1, 2018 Through June 30, 2028

	Fiscal Years									
	Actual 2019	Actual 2020	Actual 2021	Actual 2022	Budgeted 2023	Projected 2024	Projected 2025	Projected 2026	Projected 2027	Projected 2028
Amount from fund balance	833,788	2,832,464	1,923,654	867,388	1,473,070	-	-	-	-	-
Revenues:										
License permits and privilege fees	571,000	318,000	201,500	172,500	110,000	110,000	110,000	110,000	110,000	110,000
Use of money and property	213,890	181,580	32,442	13,308	5,000	100,000	100,000	100,000	100,000	100,000
Charges for services	10,845,868	11,430,763	10,898,231	12,452,660	12,250,000	12,771,200	13,026,600	13,300,100	13,566,100	13,837,400
Miscellaneous	8,099	6,307	5,978	28,097	5,000	5,000	5,000	5,000	5,000	5,000
Recovered costs	49,811	75,866	107,030	39,539	45,000	45,000	45,000	45,000	45,000	45,000
Intergovernmental revenue	-	-	-	72,664	-	-	-	-	-	-
Transfers - Depreciation, etc.	1,506,900	1,551,000	1,609,200	1,192,500	1,193,400	1,205,300	1,229,400	1,254,000	1,279,100	1,304,700
Total revenue including fund balance	14,029,356	16,395,982	14,778,036	14,838,656	15,081,470	14,236,500	14,516,000	14,814,100	15,105,200	15,402,100
Operating Expenditures:										
Personal service	1,213,679	1,303,156	1,312,867	1,400,474	1,774,811	1,916,800	1,964,700	2,013,800	2,064,100	2,115,700
Fringe benefits	458,783	487,390	476,346	499,282	674,788	728,800	747,000	765,700	784,800	804,400
Purchased services	87,160	77,399	107,312	72,711	105,260	110,500	113,300	116,100	119,000	122,000
Internal services	264,725	243,700	221,443	239,960	282,800	296,900	304,300	311,900	319,700	327,700
Other charges	171,027	143,968	141,129	141,425	197,460	207,300	212,500	217,800	223,200	228,800
Materials and supplies	150,394	142,873	180,406	117,461	157,800	165,700	169,800	174,000	178,400	182,900
Depreciation	1,506,900	1,551,000	1,609,200	1,192,500	1,193,400	1,205,300	1,229,400	1,254,000	1,279,100	1,304,700
Payment to HRRSA - Operations	2,909,391	3,181,398	3,132,747	3,905,028	4,460,000	4,816,800	4,937,200	5,060,600	5,187,100	5,316,800
Payment to HRRSA - Debt service	3,145,893	3,250,301	3,462,880	2,737,579	2,700,000	2,700,000	2,700,000	2,700,000	2,700,000	2,700,000
Payment in lieu of taxes	390,600	394,500	397,800	403,200	433,500	455,200	466,600	478,300	490,300	502,600
Transfers - Other	939,762	2,382,976	938,615	942,417	975,344	977,900	980,600	983,500	986,500	989,700
Transfers - Reserve for HRRSA	150,000	300,000	-	-	-	-	-	-	-	-
Total operating expenditures	11,388,314	13,458,659	11,980,744	11,652,037	12,955,163	13,581,200	13,825,400	14,075,700	14,332,200	14,595,300
Cash/Funds Available for Capital	2,641,042	2,937,322	2,797,292	3,186,619	2,126,307	655,300	690,600	738,400	773,000	806,800
Capital Expenditures:										
Capital outlay	129,365	223,980	407,254	60,155	212,000	222,600	228,200	233,900	239,700	245,700
Transfers - Capital projects	1,336,000	1,186,848	2,093,094	-	1,914,307	-	-	-	-	-
Total capital expenditures	1,465,365	1,410,828	2,500,348	60,155	2,126,307	222,600	228,200	233,900	239,700	245,700
Revenue Over (Under) Expenditures	1,175,677	1,526,494	296,944	3,126,464	-	432,700	462,400	504,500	533,300	561,100

City of Harrisonburg, Virginia
School Transportation Fund
Schedule of Cash/Funds Available for Capital Outlays and Capital Projects
For the Ten Year Period July 1, 2018 Through June 30, 2028

	Fiscal Years									
	Actual 2019	Actual 2020	Actual 2021	Actual 2022	Budgeted 2023	Projected 2024	Projected 2025	Projected 2026	Projected 2027	Projected 2028
Amount from fund balance	51,000	65,000	189,310	478,800	476,980	-	-	-	-	-
Revenues:										
Use of money and property	2,946	1,616	1,781	2,430	500	15,500	15,500	15,500	15,500	15,500
Charges for services	4,028,256	4,142,464	3,768,305	4,471,513	5,126,400	5,372,200	5,511,500	5,654,700	5,801,600	5,952,300
Miscellaneous	18,850	14,101	1,572	3,079	15,000	15,000	15,000	15,000	15,000	15,000
Intergovernmental revenue	-	-	-	204,524	-	-	-	-	-	-
Total revenue including fund balance	4,101,053	4,223,181	3,960,968	5,160,346	5,618,880	5,402,700	5,542,000	5,685,200	5,832,100	5,982,800
Operating Expenditures:										
Personal service	1,853,704	1,786,861	1,500,546	2,183,921	2,512,941	2,714,000	2,781,900	2,851,400	2,922,700	2,995,800
Fringe benefits	622,864	622,958	553,360	618,123	1,060,189	1,145,000	1,173,600	1,202,900	1,233,000	1,263,800
Purchased services	75,269	31,174	130,701	52,142	137,440	144,300	147,900	151,600	155,400	159,300
Internal services	1,022,077	823,343	636,715	986,069	1,282,885	1,347,000	1,380,700	1,415,200	1,450,600	1,486,900
Other charges	110,622	105,163	106,196	109,450	135,480	142,300	145,900	149,500	153,200	157,000
Materials and supplies	16,359	19,604	22,640	22,834	31,945	33,500	34,300	35,200	36,100	37,000
Total operating expenditures	3,700,894	3,389,102	2,950,159	3,972,540	5,160,880	5,526,100	5,664,300	5,805,800	5,951,000	6,099,800
Cash/Funds Available for Capital	400,158	834,079	1,010,809	1,187,805	458,000	(123,400)	(122,300)	(120,600)	(118,900)	(117,000)
Capital Expenditures:										
Capital outlay	380,214	381,953	174,621	25,129	458,000	-	-	-	-	-
Total capital expenditures	380,214	381,953	174,621	25,129	458,000	-	-	-	-	-
Revenue Over (Under) Expenditures	19,944	452,126	836,188	1,162,677	-	(123,400)	(122,300)	(120,600)	(118,900)	(117,000)

City of Harrisonburg, Virginia
Public Transportation Fund
Schedule of Cash/Funds Available for Capital Outlays and Capital Projects
For the Ten Year Period July 1, 2018 Through June 30, 2028

	Fiscal Years									
	Actual 2019	Actual 2020	Actual 2021	Actual 2022	Budgeted 2023	Projected 2024	Projected 2025	Projected 2026	Projected 2027	Projected 2028
Amount from fund balance	3,128	128,818	216,554	497,297	163,800	-	-	-	-	-
Revenues:										
Use of money and property	122,403	103,293	74,824	73,808	81,000	88,000	89,600	91,200	92,900	94,600
Charges for service	1,958,647	1,939,559	1,941,895	1,839,157	2,494,927	2,542,600	2,592,700	2,643,800	2,696,000	2,749,200
Miscellaneous	37,040	9,398	6,348	83,773	-	-	-	-	-	-
Recovered costs	115,571	124,095	115,943	115,607	-	-	-	-	-	-
Intergovernmental revenue	3,370,369	3,447,508	6,791,038	5,462,292	9,501,367	5,680,100	5,793,500	5,991,000	6,195,800	6,408,100
Transfers - General Fund	250,000	145,834	-	-	-	-	-	-	-	-
Total revenue including fund balance	5,857,159	5,898,506	9,146,602	8,071,933	12,241,094	8,310,700	8,475,800	8,726,000	8,984,700	9,251,900
Operating Expenditures:										
Personal service	2,378,590	2,696,642	2,672,626	2,865,255	3,426,615	3,700,700	3,793,200	3,888,000	3,985,200	4,084,800
Fringe benefits	604,164	640,610	670,262	672,461	1,074,604	1,160,600	1,189,600	1,219,300	1,249,800	1,281,000
Purchased services	130,197	103,115	164,847	211,550	580,430	609,500	624,700	640,300	656,300	672,700
Internal services	1,541,894	1,518,177	1,502,899	1,874,669	2,186,700	2,296,000	2,353,400	2,412,200	2,472,500	2,534,300
Other charges	265,568	213,598	212,240	270,390	387,775	407,200	417,400	427,800	438,500	449,500
Materials and supplies	40,475	51,136	51,542	56,578	82,970	87,100	89,300	91,500	93,800	96,100
Transfers - General Fund	170,000	160,000	336,000	336,000	360,000	200,000	204,000	208,100	212,300	216,500
Total operating expenditures	5,130,889	5,383,278	5,610,415	6,286,902	8,099,094	8,461,100	8,671,600	8,887,200	9,108,400	9,334,900
Cash/Funds Available for Capital	726,270	515,228	3,536,187	1,785,031	4,142,000	(150,400)	(195,800)	(161,200)	(123,700)	(83,000)
Capital Expenditures:										
Capital outlay	122,304	283,168	3,188,652	1,776,444	4,142,000	25,000	26,300	27,600	29,000	30,500
Total capital expenditures	122,304	283,168	3,188,652	1,776,444	4,142,000	25,000	26,300	27,600	29,000	30,500
Revenue Over (Under) Expenditures	603,965	232,060	347,535	8,588	-	(175,400)	(222,100)	(188,800)	(152,700)	(113,500)

City of Harrisonburg, Virginia
Sanitation Fund
Schedule of Cash/Funds Available for Capital Outlays and Capital Projects
For the Ten Year Period July 1, 2018 Through June 30, 2028

	Fiscal Years									
	Actual 2019	Actual 2020	Actual 2021	Actual 2022	Budgeted 2023	Projected 2024	Projected 2025	Projected 2026	Projected 2027	Projected 2028
Amount from fund balance	1,273,121	312,730	1,099,432	479,989	519,387	-	-	-	-	-
Revenues:										
Use of money and property	54,608	45,265	9,506	3,650	10,200	35,700	35,700	35,700	35,700	35,700
Charges for services	4,140,588	4,122,175	4,238,457	4,364,518	4,410,000	4,410,000	4,410,000	4,410,000	4,410,000	4,410,000
Miscellaneous	21,780	10,304	17,803	33,756	-	-	-	-	-	-
Recovered costs:	101,825	-	-	-	-	-	-	-	-	-
Intergovernmental revenue	-	-	-	72,664	-	-	-	-	-	-
Debt proceeds	-	-	-	4,574,863	-	-	-	-	-	-
Transfers - Capital Projects Fund	127,740	-	-	-	-	-	-	-	-	-
Total revenue including fund balance	5,719,662	4,490,474	5,365,198	9,529,439	4,939,587	4,445,700	4,445,700	4,445,700	4,445,700	4,445,700
Operating Expenditures:										
Personal service	820,204	911,447	974,024	1,128,014	1,137,941	1,229,000	1,259,700	1,291,200	1,323,500	1,356,600
Fringe benefits	359,749	396,061	402,034	442,430	498,542	538,400	551,900	565,700	579,800	594,300
Purchased services	736,824	676,864	771,861	778,270	1,022,424	1,073,500	1,100,300	1,127,800	1,156,000	1,184,900
Internal services	194,378	198,922	220,185	242,404	239,100	251,100	257,400	263,800	270,400	277,200
Other charges	65,417	48,978	44,891	50,358	67,680	71,100	72,900	74,700	76,600	78,500
Materials and supplies	26,836	19,305	8,777	10,873	65,650	68,900	70,600	72,400	74,200	76,100
Debt service and fiscal charges	2,161,835	1,588,614	1,584,551	6,153,892	1,507,250	1,509,000	1,507,300	-	-	-
Transfers - General Fund	-	-	107,200	107,200	138,000	140,800	143,600	146,500	149,400	152,400
Total operating expenditures	4,365,243	3,840,191	4,113,523	8,913,442	4,676,587	4,881,800	4,963,700	3,542,100	3,629,900	3,720,000
Cash/Funds Available for Capital	1,354,419	650,283	1,251,675	615,998	263,000	(436,100)	(518,000)	903,600	815,800	725,700
Capital Expenditures:										
Capital outlay	15,192	47,852	765,057	24,972	263,000	20,000	20,500	21,000	21,500	22,000
Transfers - Capital projects	73,500	-	-	-	-	-	-	-	-	-
Total capital expenditures	88,692	47,852	765,057	24,972	263,000	20,000	20,500	21,000	21,500	22,000
Revenue Over (Under) Expenditures	1,265,727	602,431	486,618	591,025	-	(456,100)	(538,500)	882,600	794,300	703,700

City of Harrisonburg, Virginia
Stormwater Fund
Schedule of Cash/Funds Available for Capital Outlays and Capital Projects
For the Ten Year Period July 1, 2018 Through June 30, 2028

	Fiscal Years									
	Actual 2019	Actual 2020	Actual 2021	Actual 2022	Budgeted 2023	Projected 2024	Projected 2025	Projected 2026	Projected 2027	Projected 2028
Amount from fund balance	245,350	34,620	25,442	2,026,320	-	-	-	-	-	-
Revenues:										
Use of money and property	68,912	65,484	12,936	5,587	3,500	45,500	45,500	45,500	45,500	45,500
Charges for services	1,293,723	1,361,076	1,302,663	1,285,808	1,327,680	1,427,300	1,427,300	1,427,300	1,427,300	1,427,300
Miscellaneous	-	-	-	-	-	-	-	-	-	-
Recovered costs	-	-	-	-	-	-	-	-	-	-
Intergovernmental revenue	-	-	-	8,074	-	-	-	-	-	-
Total revenue including fund balance	1,607,985	1,461,180	1,341,041	3,325,789	1,331,180	1,472,800	1,472,800	1,472,800	1,472,800	1,472,800
Operating Expenditures:										
Personal service	99,700	105,070	100,197	115,710	201,787	217,900	223,300	228,900	234,600	240,500
Fringe benefits	28,031	31,620	30,337	29,506	72,054	77,800	79,700	81,700	83,700	85,800
Purchased services	13,096	13,678	39,851	27,294	145,489	152,800	156,600	160,500	164,500	168,600
Internal services	30,799	30,683	36,822	58,977	44,300	46,500	47,700	48,900	50,100	51,400
Other charges	17,201	52,061	49,316	27,024	134,450	141,200	144,700	148,300	152,000	155,800
Materials and supplies	2,873	2,517	765	4,394	13,250	13,900	14,200	14,600	15,000	15,400
Transfers - General Fund	19,900	25,400	20,400	20,400	22,500	23,000	23,500	24,000	24,500	25,000
Total operating expenditures	211,599	261,030	277,687	283,305	633,830	673,100	689,700	706,900	724,400	742,500
Cash/Funds Available for Capital	1,396,386	1,200,149	1,063,354	3,042,484	697,350	799,700	783,100	765,900	748,400	730,300
Capital Expenditures:										
Capital outlay	170,466	39,421	328,497	420,062	697,350	697,350	697,350	697,350	697,350	697,350
Transfers - Capital projects	1,079,000	667,500	-	2,324,242	-	-	-	-	-	-
Total capital expenditures	1,249,466	706,921	328,497	2,744,304	697,350	697,350	697,350	697,350	697,350	697,350
Revenue Over (Under) Expenditures	146,920	493,228	734,857	298,180	-	102,350	85,750	68,550	51,050	32,950