

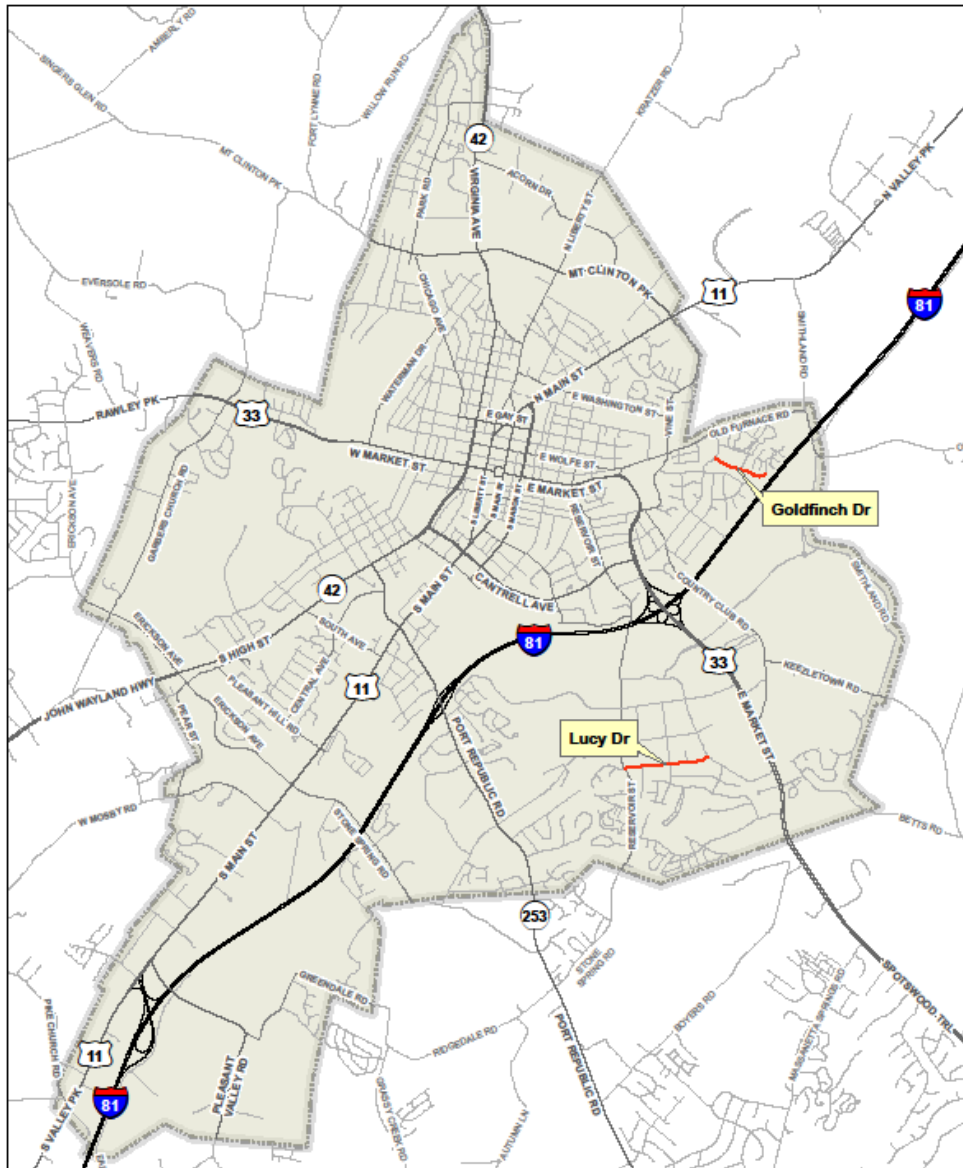
# Maintenance Program Street Inventory Update

The Department of Public Works  
City of Harrisonburg, Virginia  
Presented to City Council  
January 27, 2015



# Additions to System

- Add lane mileage to VDOT's maintenance system per 2014 Urban Maintenance Inventory Reconciliation
  - 1.68 lane miles
  - 0.84 centerline miles
- Requires resolution from City Council
- Added to Maintenance Inventory as of July 1, 2015
  
- This request incorporates:
  - Lucy Drive
  - Goldfinch Drive

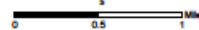


**Legend**

— Street Addition

**2015 Street Addition Requests**

Department of Public Works  
City of Harrisonburg



# Maintenance Program Overview

- Cities are Responsible for Street Maintenance
- Funds received from VDOT for Moving Lane Mileage
- Exclusions:
  - Turn lanes
  - Bicycle lanes
  - Sidewalks
  - Shared Use Paths / Trails
- Street classifications
  - Collectors/Local Streets
  - Arterials

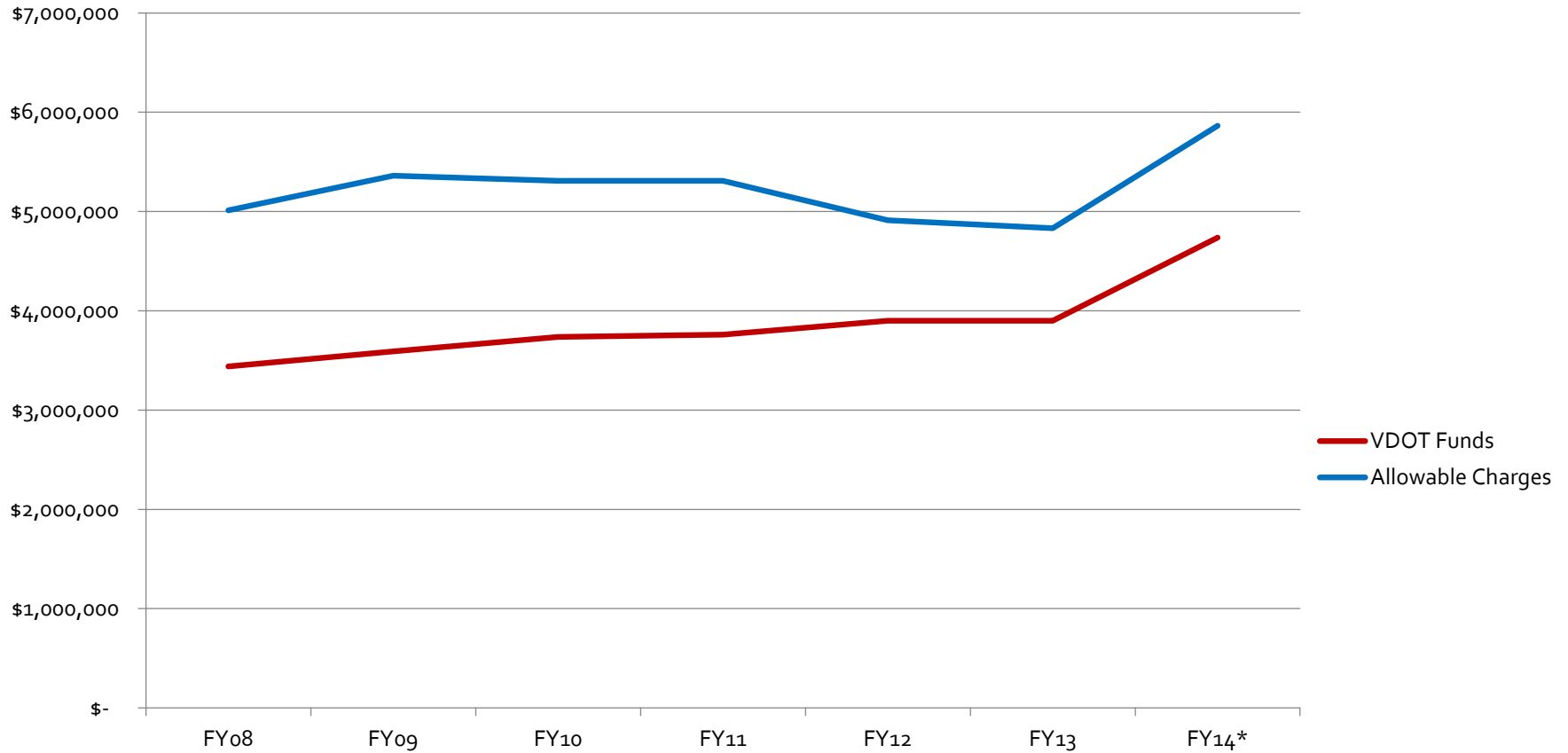
# Maintenance Program Overview

- Allowable Maintenance Activities
  - Pavement Maintenance
  - Shoulder Maintenance
  - Right of Way maintenance
  - Street & Roadway Drainage Maintenance
  - Structure Maintenance (bridges, box culverts)
  - Street Light Electricity
  - Traffic Control (Signals, Signs, Markings)
  - Emergency Response (Snow/Ice, Standby Response, etc.)
- Non-Allowable Maintenance Activities
  - Parking lot/Parking deck maintenance/repairs
  - Special event closures
  - Storm drain maintenance (Not associated with the Roadway)
  - New construction

# Maintenance Payments

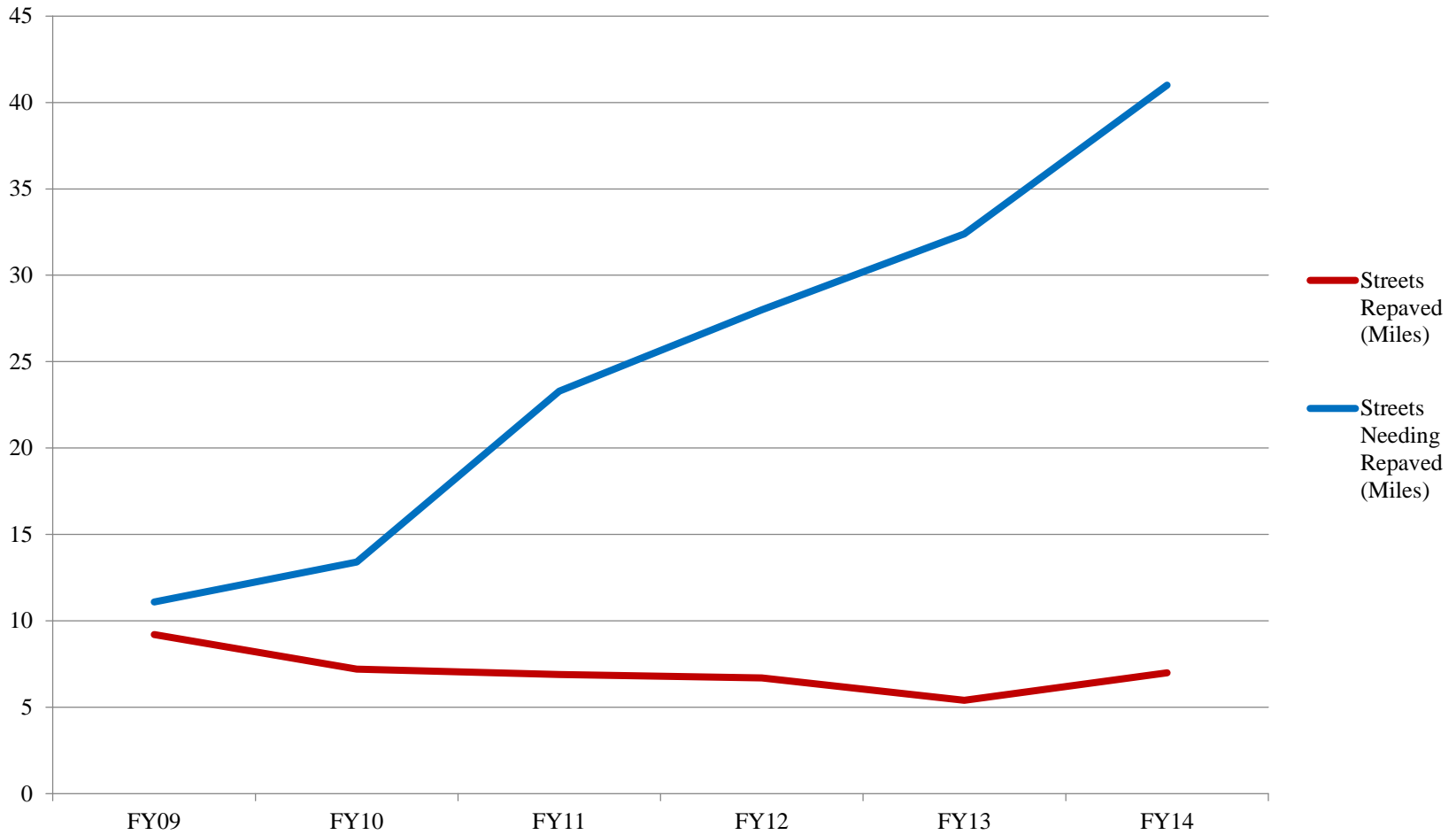
- City receives Quarterly Payments
- Harrisonburg street system comprises:
  - 80.49 lane miles of arterials
  - 243.29 lane miles of collectors/arterials
  - **Total: 323.78 lane miles**
- City will receive **\$4.3 million in FY15**
  - Arterial Streets: \$1.55 million
  - Collector/Local Street: \$2.74 million
- Payment rates set by Commonwealth Transportation Board on an annual basis
  - Arterials: \$19,202/lane mile
  - Collectors/Locals: \$11,274/lane mile

# Allowable Charges vs VDOT Funding FY08-14



\*Revenue Sharing Funds received for Annual Paving Schedule

# Pavement Maintenance





# Expectations

- Uncertainty at state level regarding continued funding for transportation programs
  - Localities are subsidizing maintenance programs to “keep up”
- State maintenance reimbursement rates have not kept pace with maintenance needs
  - Fund grows between 1-4% annually
- In order to maintain current levels of service, the City has subsidized the state’s maintenance fund