

Bicycle Parking Regulations



The amendments include:

- To add minimum off-street bicycle parking regulations, where the requirement varies depending upon the use on the parcel (single family detached or duplex units would have no minimum requirements);
- To add specifications for bicycle parking plan submittals;
- To modify the existing definition of "off-street parking" to refer to both vehicle and bicycle parking;
- To amend Section 10-3-28 to clarify rules for computing the required number of minimum parking spaces;
- To amend multiple sections in the ZO to clarify that the existing regulations noted in the sections refer only to vehicle parking spaces: Sections 10-3-26, 29, 34, 40, 46, 48.4, 52, 55.4, 56.4, 57.4, 58.4, 79, 91, 97, 106, and 180.
- Modify the DCSM Section 2.6.10 by amending the existing language to reference the ZO and by adding drawings to assist developers in meeting the proposed requirements.

- DCSM S
 “Develop
 provide
 space p
 spaces.
 rack(s),
 security
 design a
 “Bicycle
 Pedestr
 location

Bicycle Parking Guidelines

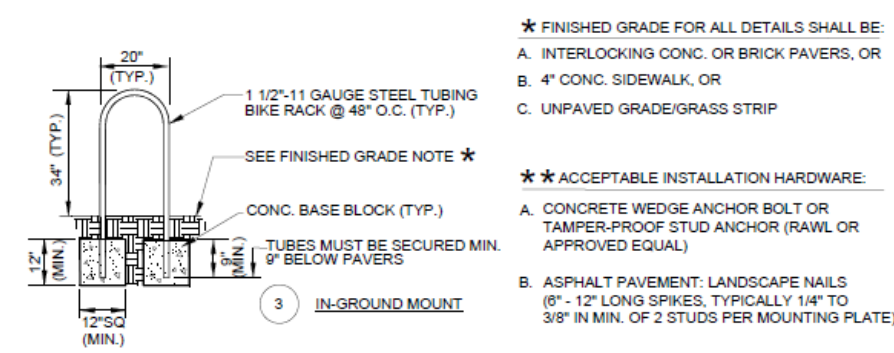
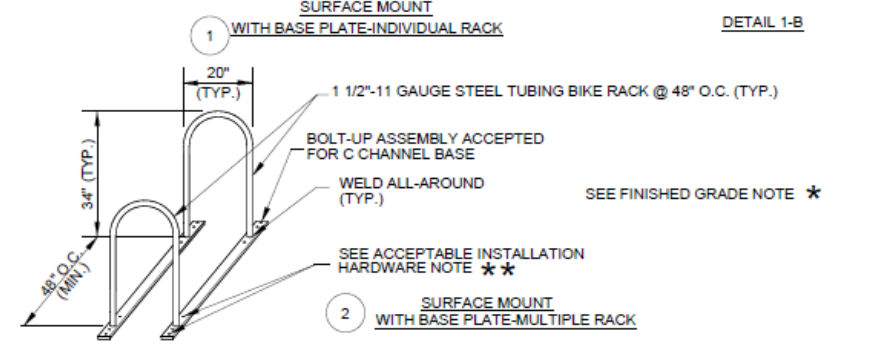
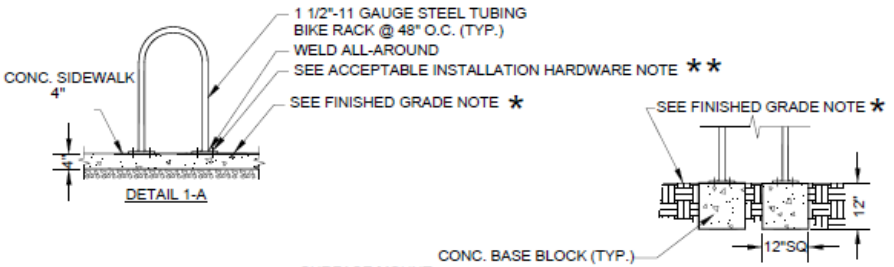
2nd Edition



A Set of Recommendations from the
 Association of Pedestrian and Bicycle Professionals (APBP)

aces shall
 ne bicycle
 of 4 bicycle
 suitable bike
 d for
 ged. Rack
 e document
 ssociation of
 org). Rack
 t site plan.”



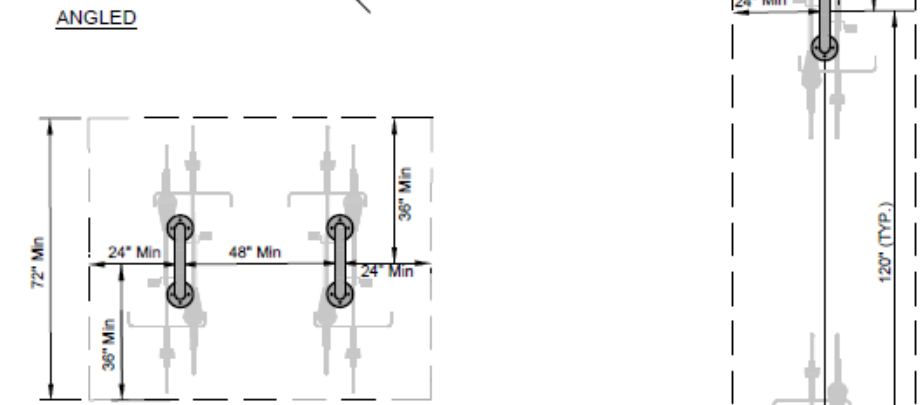
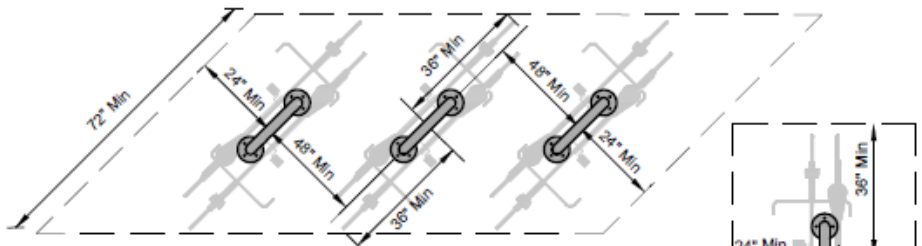


NOTES:

- ALL RACKS & BASE PLATES SHALL BE HOT-DIP GALVANIZED, THERMOPLASTIC, OR STAINLESS STEEL FINISH.
- BICYCLE RACK DESIGN AND LAYOUT SHALL BE AS RECOMMENDED BY THE "BICYCLE PARKING GUIDELINES" AS ADOPTED BY THE ASSOCIATION OF PEDESTRIAN AND BICYCLE PROFESSIONALS (WWW.AFPB.ORG). OTHER RACK STYLES MEETING THESE GUIDELINES ARE ACCEPTABLE.

**** ACCEPTABLE INSTALLATION HARDWARE:**

- CONCRETE WEDGE ANCHOR BOLT OR TAMPER-PROOF STUD ANCHOR (RAWL OR APPROVED EQUAL)
- ASPHALT PAVEMENT: LANDSCAPE NAILS (8" - 12" LONG SPIKES, TYPICALLY 1/4" TO 3/8" IN MIN. OF 2 STUDS PER MOUNTING PLATE)



SIDE-BY-SIDE

NOTES:

- ALL MEASUREMENTS ARE ON CENTER
- ADEQUATE AREA TO MANEUVER BICYCLES TO ACCESS BICYCLE PARKING SPACES REQUIRED
- BICYCLE PARKING SHALL NOT ENCROACH UPON ACCESSIBLE PATHS
- BICYCLE PARKING SPACES SHALL BE A MINIMUM 12" FROM VEHICULAR PARKING, VEHICULAR TRAVELWAYS, AND VERTICAL SURFACES

REVISIONS			
NO.	DATE	DESCRIPTION	INIT.

DWG. NO.
2.6.10

PAGE
1 OF 2

**BICYCLE PARKING
DETAIL (TYP.)**

REVISIONS			
NO.	DATE	DESCRIPTION	INIT.

**BICYCLE PARKING
DETAIL (TYP.)**

DWG. NO.
2.6.10

PAGE
2 OF 2

Rationale for Amendments

- DCSM enforces requirements for development and redevelopment projects only
- Currently, DCSM requires same ratio of bicycle parking spaces for all uses
- “Bicycle Parking Guidelines” is not readily available

- Proposed Amendments address short-term bicycle parking only
- Bicycle parking is not required in the B-1, Central Business District. However, if bicycle parking is provided in B-1, property owners must comply with design requirements

Example Location	Gross Square Footage	Use/Ratio (bike parking per sf)	Bike Parking Space Required
Litten & Sipe	16,371 sf	Professional office (1/20,000 or 4 min)	1 = 4 minimum
Martin's Grocery	83,000 sf	Retail (1/10,000 or 4 min)	9
Friendly City Food Co-Op	11,000 sf	Retail (1/10,000 or 4 min)	4
Olive Garden	7,757 sf	Restaurant (1/10,000 or 4 min)	1 = 4 minimum
Rocco Building Supply	111,690 sf	N/A	2 minimum
Ashby Auto	2,532 sf	N/A	2 minimum

Example Location	Size	Use (Ratio)	Bike Parking Space Required
Regal Cinema	Occupant Load: 2,748 fixed seats	Theater (0.5% of maximum occupant load or 4 min)	14
Council Chambers	Occupant Load: 300	Similar Use to Theaters, Auditoriums, etc. (0.5% of maximum occupant load or 4 min)	2 = 4 minimum
Stone Spring Elementary School	Vehicle Spaces Provided: 119	Educational (1/20 vehicle spaces)	6
Chand Development	66 townhomes	Townhouse (1/6 dwelling units)	11
Stone Gate	168 apartment units	Multifamily (1/6 dwelling units)	28

Recommendation

Staff and Planning Commission (6-0) recommended approving the amendments as presented.

