

CITY OF HARRISONBURG, VIRGINIA

Proposed Budget

For the Fiscal Year

July 1, 2024 to June 30, 2025



**CITY OF HARRISONBURG, VIRGINIA
PROPOSED BUDGET TABLE OF CONTENTS
FISCAL YEAR 2025**

Officials

City Manager's Budget Letter

Budget Summary	1-104
----------------	-------

Revenue Budget by Funds:

General Fund	1-7
School Fund	8
School Nutrition Fund	9
Emergency Communications Center Fund	10-11
Community Development Block Grant Fund	12
School Transportation Fund	13
General Capital Projects Fund	14-15
School Capital Projects Fund	16
Emergency Communications Center Capital Projects Fund	17
Water Capital Projects Fund	18
Sewer Capital Projects Fund	19
Sanitation Capital Projects Fund	20
Stormwater Capital Projects Fund	21
Water Fund	22-23
Sewer Fund	24-25
Public Transportation Fund	26-27
Sanitation Fund	28
Business Loan Program Fund	29
Stormwater Fund	30
Central Garage Fund	31
Central Stores Fund	32

Expenditure Budget by Funds:

General Fund	1-121
School Fund	122
School Nutrition Fund	123
Emergency Communication Center Fund	124-129
Community Development Block Grant Fund	130-131
School Transportation Fund	132-137
General Capital Projects Fund	138-141

**CITY OF HARRISONBURG, VIRGINIA
PROPOSED BUDGET TABLE OF CONTENTS
FISCAL YEAR 2025**

Expenditure Budget by Funds (continued):

School Capital Projects Fund	142
Emergency Communications Center Capital Projects Fund	143
Water Capital Projects Fund	144
Sewer Capital Projects Fund	145
Sanitation Capital Projects Fund	146
Stormwater Capital Projects Fund	147
Water Fund	148-161
Sewer Fund	162-174
Public Transportation Fund	175-183
Sanitation Fund	184-193
Business Loan Program Fund	194
Stormwater Fund	195-198
Central Garage Fund	199-203
Central Stores Fund	204-206

CITY OF HARRISONBURG, VIRGINIA

OFFICIALS

Deanna R. Reed, Mayor

Laura A. Dent, Vice Mayor

Dany Fleming, Council Member

Christopher B. Jones, Council Member

Monica L. Robinson, Council Member

Alexander "Ande" Banks, IV, City Manager

Amy E. Snider, Deputy City Manager

**CITY MANAGER'S
BUDGET LETTER**



CITY OF HARRISONBURG OFFICE OF THE CITY MANAGER

ALEXANDER "ANDE" BANKS, VI, CITY MANAGER
409 SOUTH MAIN STREET, HARRISONBURG, VA 22801
OFFICE (540) 432-7701 • FAX (540) 432-7778

April 9, 2024

The Honorable Mayor and Members of City Council:

Pursuant to Section 60 of the City Charter, I am pleased to present the City Manager's proposed budget for fiscal year 2024-2025. The recommended FY 2024-2025 spending plan offers investment in some of the City's top priorities – most importantly, the retention and recruitment of excellent City employees to provide our community high-quality services, per our Harrisonburg 2043 Vision Plan.

This proposed budget provides for general government administration, community safety, public education, public transportation services for both school and transit, infrastructure investments, and fulfills financial agreements with community partners. A key challenge in any financial plan is to prioritize numerous needs with finite resources without compromising service delivery. We faced this challenge in the development of the proposed 2024-2025 City Manager's budget.

I believe this budget we now present to you not only meets that challenge but exceeds it.

The FY 2024-2025 operating budget totals \$404.6 million, an 11.8 percent increase from the adopted FY 2023-2024 budget. The General Fund is the primary fund for most general government operations. The proposed General Fund budget for FY 2024-2025 is \$173.1 million, which is an overall increase of 10 percent compared to the FY 2023-2024 adopted General Fund budget.

The City Manager's proposed budget recommends a \$0.08 (eight cent) increase in the real estate tax rate from \$0.96 per \$100 valuation to \$1.04 per \$100 valuation. Additionally, as in prior years, the City has thoughtfully used fund balance in the budget to offset the costs of ongoing capital improvements and one-time expenditures. The proposed budget also includes an increase in utility fees as we continue to address once-in-a-century capital expenses to replace and upgrade our water and sewer systems.

Compensation and Benefits

In the FY24 budget the City completed and implemented the classification and compensation study. This study highlighted the need to additionally review our benefits offerings to ensure competitive total rewards for our employees. The Executive Leadership Team and our Human Resources staff recently completed and are currently reviewing the findings from a robust employee benefits review. The process included a combination of focus groups, individual meetings and surveys to solicit input from our employees on their perspectives of the City's existing benefits and their life pressures. This process received input from over 600 of our employees.

During the benefit review, employees highlighted health insurance coverage, and particularly the employer paid portion of the health insurance premium, as a key area in need of improvement. The 2023 classification and compensation study also identified that the City was lagging some comparable localities and the private sector in the employer paid portion of the health insurance premium. My proposed budget includes an increase from 75% to 78% to the City's employer paid portion of the health

insurance premium. This change also absorbs the expected 4% increase in health care costs the City was facing for 2025.

My proposed budget additionally includes a 3% increase in compensation for employees. This continues our efforts to enhance employee compensation to remain competitive and respond to cost of living increases.

I pledge to our employees that this is but one step in implementing changes to our existing portfolio of total rewards. The Executive Leadership Team and I will continue to work through an analysis of the data from our benefits study over the coming months and will work to bring additional changes, additions and expansion of those benefits as soon as possible.

School Funding

The City School Board’s adopted FY25 budget requests a \$6.6 million increase in local funding over the FY24 Adopted Budget. This budget proposes a real estate tax increase of 8 cents to fund the request from the City Schools. The \$6.6 million increase includes \$4.2 million in funding for the opening and operations of Rocktown High School.

Funding for education, including debt service, equates to the largest percentage of our annual budget, with education funding representing approximately 36.2 percent of this year’s proposed spending plan.

Infrastructure Investment

This proposed budget recommends \$39.7 million in capital investments, with \$28.8 million representing general capital projects. For the second fiscal year, I am proposing the allocation of funds to begin the renovation of the historic Municipal Building. This project has been postponed since 2016 due to other priorities in our community. However, this project needs to be at the forefront due to increased community demand on our City services and therefore the need for additional City staff to provide those services for our growing community. This renovation will ensure that the hub of our local government services remains in our beautiful, historic downtown and on Main Street for decades to come.

Additionally, we are eager to move forward on a number of other projects – these include, but are not limited to, vital improvements to our water and sewer infrastructure that in some cases date back to the late 1800s, pedestrian road improvements as we continue our focus on making Harrisonburg more bikeable and walkable, and the replacement of vehicles critical to our mission of providing high-quality City services.

This proposed budget also includes important programs identified within the City Council 2043 Vision. This includes, but is not limited to, the development of an Economic Development Strategic Plan, a Fee Waiver Pilot program to address affordable housing, continued investments in sustainability and resiliency, and funding for a childcare and early learning needs assessment.

In accordance with Section 15.2-2506 of the Code of Virginia, a public hearing is required to be held at least seven days prior to the final adoption of the budget. As such, it is suggested the public hearing for the budget be held on April 23, 2024, and that the final adoption occur on May 28, 2024.

Additionally, a public hearing will be held on the real estate tax rate on May 28, 2024.

The City Charter requires the budget be adopted by May 31 of each year.

I would like to acknowledge and thank the City's Executive Leadership Team and Finance staff for meeting the challenges posed by this year's budget. I would like to share my personal gratitude for the evaluation, analysis and hard work of Director of Finance, Larry Propst, Deputy City Manager, Amy Snider and Director of Communications, Mike Parks. I look forward to working with each City Council Member in the coming weeks to converse on the proposed budget and its impact on the community.

Respectfully,

Ande Banks
City Manager

BUDGET SUMMARY

**CITY OF HARRISONBURG, VIRGINIA
BUDGET SUMMARY
FISCAL YEAR 2025**

<u>Comparison of Revenue Budgets</u>	<u>1-4</u>
<u>Comparison of Expenditure Budgets</u>	<u>5-10</u>
<u>General Fund Budget Summary</u>	
<u>General Fund Graphs and Charts</u>	<u>11-15</u>
<u>General Fund Revenues</u>	<u>16-26</u>
<u>General Fund Expenditures</u>	<u>27-90</u>
<u>Other Funds Budget Summary</u>	
<u>Other Funds Revenues and Expenditures</u>	<u>91-104</u>

CITY OF HARRISONBURG, VIRGINIA
COMPARISON OF REVENUE BUDGETS
For Fiscal Year 2025

Fund and Major Revenue Sources	FY 2024 Original Budget	FY 2025 Proposed Budget	Percentage of Fund's Budget	Increase (Decrease)	Percentage Change
General Fund					
Amount from fund balance	5,000,000	7,170,000	4.14%	2,170,000	43.40%
General property taxes	72,161,100	79,874,400	46.15%	7,713,300	10.69%
Other local taxes	54,156,200	56,586,600	32.69%	2,430,400	4.49%
Permits, privilege fees and regulatory licenses	577,950	567,950	0.33%	(10,000)	-1.73%
Fines and forfeitures	285,000	1,775,000	1.03%	1,490,000	522.81%
Use of money and property	3,000,000	3,651,200	2.11%	651,200	21.71%
Charges for services	1,550,800	1,660,200	0.96%	109,400	7.05%
Miscellaneous	5,968,375	6,054,125	3.50%	85,750	1.44%
Recovered costs	928,973	982,890	0.57%	53,917	5.80%
State revenue	11,155,533	12,299,783	7.11%	1,144,250	10.26%
Federal revenue	295,466	247,966	0.14%	(47,500)	-16.08%
Nonrevenue receipts	50,000	50,000	0.03%	-	0.00%
Transfers from other funds	2,170,600	2,170,600	1.25%	-	0.00%
Total General Fund	157,299,997	173,090,714		15,790,717	10.04%
School Fund					
Charges for services	478,542	478,542	0.40%	-	0.00%
State revenue	62,054,181	65,216,189	55.07%	3,162,008	5.10%
Federal revenue	9,568,588	3,790,869	3.20%	(5,777,719)	-60.38%
Transfers from other funds	42,267,782	48,931,357	41.32%	6,663,575	15.77%
Total School Fund	114,369,093	118,416,957		4,047,864	3.54%
School Nutrition Fund					
Amount from fund balance	438,426	513,452	7.96%	75,026	17.11%
Charges for services	141,000	270,000	4.18%	129,000	91.49%
State revenue	185,000	205,000	3.18%	20,000	10.81%
Federal revenue	5,235,000	5,465,575	84.68%	230,575	4.40%
Total School Nutrition Fund	5,999,426	6,454,027		454,601	7.58%
Emergency Communications Center Fund					
Amount from fund balance	690,000	-	0.00%	(690,000)	-100.00%
Use of money and property	240,000	270,000	2.73%	30,000	12.50%
Miscellaneous	3,791,455	3,931,060	39.72%	139,605	3.68%
Recovered costs	553,500	959,500	9.70%	406,000	73.35%
State revenue	693,000	714,500	7.22%	21,500	3.10%
Federal revenue	90,000	90,000	0.91%	-	0.00%
Transfers from other funds	3,791,455	3,931,060	39.72%	139,605	3.68%
Total Emergency Communications Center Fund	9,849,410	9,896,120		46,710	0.47%
Community Development Block Grant Fund					
Federal revenue	506,946	500,000	100.00%	(6,946)	-1.37%
Total Community Development Block Grant Fund	506,946	500,000		(6,946)	-1.37%

CITY OF HARRISONBURG, VIRGINIA
 COMPARISON OF REVENUE BUDGETS
 For Fiscal Year 2025

Fund and Major Revenue Sources	FY 2024 Original Budget	FY 2025 Proposed Budget	Percentage of Fund's Budget	Increase (Decrease)	Percentage Change
School Transportation Fund					
Amount from fund balance	600,000	700,000	10.38%	100,000	16.67%
Use of money and property	19,760	25,000	0.37%	5,240	26.52%
Charges for services	5,621,963	6,006,979	89.03%	385,016	6.85%
Miscellaneous	15,000	15,000	0.22%	-	0.00%
Total School Transportation Fund	6,256,723	6,746,979		490,256	7.84%
General Capital Projects Fund					
Recovered costs	-	69,430	0.24%	69,430	0.00%
Federal revenue	-	18,909,905	65.46%	18,909,905	0.00%
Transfers from other funds	8,300,000	9,907,130	34.30%	1,607,130	19.36%
Total General Capital Projects Fund	8,300,000	28,886,465		20,586,465	248.03%
School Capital Projects Fund					
Transfers from other funds	3,000,000	520,000	18.58%	(2,480,000)	-82.67%
Total School Capital Projects Fund	3,000,000	520,000		(2,480,000)	-82.67%
ECC Capital Projects Fund					
Transfers from other funds	600,000	-	0.00%	(600,000)	-100.00%
Total ECC Capital Projects Fund	600,000	-		(600,000)	-100.00%
Water Capital Projects Fund					
Transfers from other funds	1,606,627	2,798,489	100.00%	1,191,862	74.18%
Total Water Capital Projects Fund	1,606,627	2,798,489		1,191,862	74.18%
Sewer Capital Projects Fund					
Transfers from other funds	1,073,666	1,304,998	100.00%	231,332	21.55%
Total Sewer Capital Projects Fund	1,073,666	1,304,998		231,332	21.55%
Sanitation Capital Projects Fund					
Transfers from other funds	2,697,965	-	0.00%	(2,697,965)	-100.00%
Total Sanitation Capital Projects Fund	2,697,965	-		(2,697,965)	-100.00%
Stormwater Capital Projects Fund					
State revenue	-	1,007,325	100.00%	1,007,325	0.00%
Transfers from other funds	358,500	-	0.00%	(358,500)	-100.00%
Total Stormwater Capital Projects Fund	358,500	1,007,325		648,825	180.98%

CITY OF HARRISONBURG, VIRGINIA
COMPARISON OF REVENUE BUDGETS
For Fiscal Year 2025

Fund and Major Revenue Sources	FY 2024 Original Budget	FY 2025 Proposed Budget	Percentage of Fund's Budget	Increase (Decrease)	Percentage Change
Water Fund					
Amount from fund balance	242,080	1,300,000	8.47%	1,057,920	437.01%
Permits, privilege fees and regulatory fees	100,000	200,000	1.30%	100,000	100.00%
Use of money and property	175,000	375,000	2.44%	200,000	114.29%
Charges for services	10,870,000	11,490,000	74.89%	620,000	5.70%
Miscellaneous	5,000	5,000	0.03%	-	0.00%
Recovered costs	100,000	100,000	0.65%	-	0.00%
Intrafund transfers	1,831,800	1,871,700	12.20%	39,900	2.18%
Total Water Fund	13,323,880	15,341,700		2,017,820	15.14%
Sewer Fund					
Amount from fund balance	880,120	1,300,000	8.18%	419,880	47.71%
Permits, privilege fees and regulatory fees	110,000	200,000	1.26%	90,000	81.82%
Use of money and property	125,000	250,000	1.57%	125,000	100.00%
Charges for services	12,925,000	12,927,590	81.36%	2,590	0.02%
Miscellaneous	5,000	5,000	0.03%	-	0.00%
Recovered costs	60,000	60,000	0.38%	-	0.00%
Intrafund transfers	1,155,300	1,146,600	7.22%	(8,700)	-0.75%
Total Sewer Fund	15,260,420	15,889,190		628,770	4.12%
Public Transportation Fund					
Amount from fund balance	160,000	146,000	1.05%	(14,000)	-8.75%
Use of money and property	90,000	90,000	0.65%	-	0.00%
Charges for services	2,308,775	2,617,242	18.83%	308,467	13.36%
Recovered costs	122,372	126,043	0.91%	3,671	3.00%
State revenue	1,666,884	2,650,190	19.06%	983,306	58.99%
Federal revenue	4,858,841	7,613,449	54.76%	2,754,608	56.69%
Transfers from other funds	400,000	660,000	4.75%	260,000	65.00%
Total Public Transportation Fund	9,606,872	13,902,924		4,296,052	44.72%
Sanitation Fund					
Amount from fund balance	3,420,808	924,740	17.22%	(2,496,068)	-72.97%
Use of money and property	35,000	35,000	0.65%	-	0.00%
Charges for services	4,410,000	4,410,000	82.13%	-	0.00%
Total Sanitation Fund	7,865,808	5,369,740		(2,496,068)	-31.73%
Business Loan Program Fund					
Amount from fund balance	72,500	76,800	76.80%	4,300	5.93%
Use of money and property	2,300	2,300	2.30%	-	0.00%
Miscellaneous	25,200	20,900	20.90%	(4,300)	-17.06%
Total Business Loan Program Fund	100,000	100,000		-	0.00%

CITY OF HARRISONBURG, VIRGINIA
COMPARISON OF REVENUE BUDGETS
For Fiscal Year 2025

Fund and Major Revenue Sources	FY 2024 Original Budget	FY 2025 Proposed Budget	Percentage of Fund's Budget	Increase (Decrease)	Percentage Change
Stormwater Fund					
Amount from fund balance	-	-	0.00%	-	0.00%
Use of money and property	45,000	45,000	3.06%	-	0.00%
Charges for services	1,427,680	1,427,680	96.94%	-	0.00%
Total Stormwater Fund	1,472,680	1,472,680		-	0.00%
Central Garage Fund					
Amount from fund balance	69,000	471,600	15.84%	402,600	583.48%
Use of money and property	10,000	10,000	0.34%	-	0.00%
Charges for services	2,354,878	2,494,430	83.76%	139,552	5.93%
Miscellaneous	-	500	0.02%	500	0.00%
Recovered costs	1,500	1,500	0.05%	-	0.00%
Total Central Garage Fund	2,435,378	2,978,030		542,652	22.28%
Central Stores Fund					
Amount from fund balance	-	-	0.00%	-	0.00%
Transfers from other funds	233,651	225,352	100.00%	(8,299)	-3.55%
Total Central Stores Fund	233,651	225,352		(8,299)	-3.55%
Total All Funds	362,217,042	404,901,690		42,684,648	11.78%

CITY OF HARRISONBURG, VIRGINIA
COMPARISON OF EXPENDITURE BUDGETS
For Fiscal Year 2025

Fund, Function and Elements	FY 2024 Original Budget	FY 2025 Proposed Budget	Percentage of Fund's Budget	Increase (Decrease)	Percentage Change
General Fund					
General government administration:					
City council	325,189	357,213	0.21%	32,024	9.85%
City manager	917,353	865,557	0.50%	(51,796)	-5.65%
Communications	-	260,620	0.15%	260,620	0.00%
City attorney	387,331	420,747	0.24%	33,416	8.63%
Human resources	807,332	960,505	0.55%	153,173	18.97%
Independent auditor	23,520	26,720	0.02%	3,200	13.61%
Commissioner of revenue	587,890	710,282	0.41%	122,392	20.82%
Assessor	367,199	457,469	0.26%	90,270	24.58%
Equalization board	3,300	3,300	0.00%	-	0.00%
Treasurer	802,560	880,784	0.51%	78,224	9.75%
Finance	882,395	1,010,391	0.58%	127,996	14.51%
Information technology	2,474,281	2,684,832	1.55%	210,551	8.51%
Purchasing	202,214	233,276	0.13%	31,062	15.36%
Electoral board	434,790	526,238	0.30%	91,448	21.03%
Total general government administration	8,215,354	9,397,934	5.43%	1,182,580	14.39%
Public safety:					
Police administration	4,593,135	5,246,363	3.03%	653,228	14.22%
Police operations	6,230,302	6,745,600	3.90%	515,298	8.27%
Police criminal investigation	2,032,866	2,281,922	1.32%	249,056	12.25%
Police special operations	1,753,068	2,023,968	1.17%	270,900	15.45%
Police grants	87,176	102,018	0.06%	14,842	17.03%
Fire administration	1,164,375	1,317,052	0.76%	152,677	13.11%
Fire suppression	9,907,887	11,294,929	6.53%	1,387,042	14.00%
Fire prevention	850,055	942,955	0.54%	92,900	10.93%
Fire training	328,705	372,395	0.22%	43,690	13.29%
Court appointed attorney	60,000	45,000	0.03%	(15,000)	-25.00%
Regional juvenile detention (SVJC)	233,639	197,020	0.11%	(36,619)	-15.67%
Regional jail (MRRJ)	2,935,444	2,757,366	1.59%	(178,078)	-6.07%
Building inspection	1,078,469	1,245,389	0.72%	166,920	15.48%
Animal control	159,549	179,509	0.10%	19,960	12.51%
Animal control (SPCA)	432,306	495,259	0.29%	62,953	14.56%
Emergency management	272,898	221,447	0.13%	(51,451)	-18.85%
Community paramedic	214,282	231,462	0.13%	17,180	8.02%
Public safety building	443,188	483,589	0.28%	40,401	9.12%
Total public safety	32,777,344	36,183,243	20.90%	3,405,899	10.39%
Public works:					
General engineering	887,377	935,281	0.54%	47,904	5.40%
Public works administration	1,774,658	2,011,426	1.16%	236,768	13.34%
Highway and street maintenance	4,985,944	5,431,274	3.14%	445,330	8.93%
Street lights	560,063	587,855	0.34%	27,792	4.96%
Snow and ice removal	319,565	322,775	0.19%	3,210	1.00%
Traffic engineering	1,846,439	2,640,940	1.53%	794,501	43.03%
Highway and street beautification	746,037	890,439	0.51%	144,402	19.36%

CITY OF HARRISONBURG, VIRGINIA
COMPARISON OF EXPENDITURE BUDGETS
For Fiscal Year 2025

Fund, Function and Elements	FY 2024 Original Budget	FY 2025 Proposed Budget	Percentage of Fund's Budget	Increase (Decrease)	Percentage Change
General Fund (continued)					
Public works (continued):					
Downtown parking maintenance	265,844	144,089	0.08%	(121,755)	-45.80%
Street and road cleaning	421,932	446,929	0.26%	24,997	5.92%
General properties	609,334	558,620	0.32%	(50,714)	-8.32%
Shelter facility	100,000	87,040	0.05%	(12,960)	-12.96%
Total public works	12,517,193	14,056,668	8.12%	1,539,475	12.30%
Health and human services:					
Local health department	313,410	324,870	0.19%	11,460	3.66%
Community services board	1,185,773	1,264,332	0.73%	78,559	6.63%
Tax relief for the elderly/disabled veterans	260,000	280,000	0.16%	20,000	7.69%
Total health and human services	1,759,183	1,869,202	1.08%	110,019	6.25%
Parks, recreation and cultural:					
Parks administration	774,390	899,609	0.52%	125,219	16.17%
Parks	1,425,610	1,744,317	1.01%	318,707	22.36%
Field maintenance	396,807	468,955	0.27%	72,148	18.18%
Community activity center	478,198	572,947	0.33%	94,749	19.81%
Special events and programs	586,951	812,713	0.47%	225,762	38.46%
Simms recreation center	529,213	555,661	0.32%	26,448	5.00%
Westover swimming pool	683,489	929,021	0.54%	245,532	35.92%
Athletics	449,283	632,685	0.37%	183,402	40.82%
Golf course	-	1,163,760	0.67%	1,163,760	0.00%
Golf course grounds management	574,832	-	0.00%	(574,832)	-100.00%
Golf course clubhouse management	335,916	-	0.00%	(335,916)	-100.00%
Regional library (MRL)	618,663	683,096	0.39%	64,433	10.41%
Total parks, recreation and cultural	6,853,352	8,462,764	4.89%	1,609,412	23.48%
Planning and community development:					
Planning	326,031	463,466	0.27%	137,435	42.15%
Zoning administration	317,639	354,522	0.20%	36,883	11.61%
Board of zoning appeals	5,761	5,761	0.00%	-	0.00%
Economic development	731,974	763,417	0.44%	31,443	4.30%
Tourism and visitors services	520,743	568,004	0.33%	47,261	9.08%
Blacks run greenway	108,571	114,217	0.07%	5,646	5.20%
Total planning and community development	2,010,719	2,269,387	1.31%	258,668	12.86%

CITY OF HARRISONBURG, VIRGINIA
COMPARISON OF EXPENDITURE BUDGETS
For Fiscal Year 2025

Fund, Function and Elements	FY 2024 Original Budget	FY 2025 Proposed Budget	Percentage of Fund's Budget	Increase (Decrease)	Percentage Change
General Fund (continued)					
Other:					
Community and civic organizations	856,808	1,004,359	0.58%	147,551	17.22%
Joint operations with Rockingham County	11,480,800	12,687,470	7.33%	1,206,670	10.51%
Conference center (SVCC)	1,200,000	1,200,000	0.69%	-	0.00%
Reserve for contingencies	4,387,200	1,447,870	0.84%	(2,939,330)	-67.00%
Debt service	20,482,807	20,562,270	11.88%	79,463	0.39%
Transfers to other funds	54,759,237	63,949,547	36.95%	9,190,310	16.78%
Total other	93,166,852	100,851,516	58.27%	7,684,664	8.25%
Total General Fund	157,299,997	173,090,714	100.00%	15,790,717	10.04%
School Fund					
Instruction	84,873,117	89,981,686	75.99%	5,108,569	6.02%
Admin., attendance and health services	6,388,676	6,927,844	5.85%	539,168	8.44%
Pupil transportation	5,938,229	6,407,802	5.41%	469,573	7.91%
Operations and maintenance	7,854,311	8,708,459	7.35%	854,148	10.87%
Debt service	234,679	196,860	0.17%	(37,819)	-16.12%
Technology	6,080,081	6,194,306	5.23%	114,225	1.88%
Transfers to other funds	3,000,000	-	0.00%	(3,000,000)	-100.00%
Total School Fund	114,369,093	118,416,957		4,047,864	3.54%
School Nutrition Fund					
Food service	5,969,426	6,413,027	99.36%	443,601	7.43%
Technology	30,000	41,000	0.64%	11,000	36.67%
Total School Nutrition Fund	5,999,426	6,454,027		454,601	7.58%
Emergency Communications Center Fund					
Emergency communications center	8,092,174	8,435,308	85.24%	343,134	4.24%
Computer aided dispatch (CAD)	1,051,882	1,353,026	13.67%	301,144	28.63%
Debt service	105,354	107,786	1.09%	2,432	2.31%
Transfers to other funds	600,000	-	0.00%	(600,000)	-100.00%
Total Emergency Communications Center Fund	9,849,410	9,896,120		46,710	0.47%
Community Development Block Grant Fund					
Community development block grant	506,946	500,000	100.00%	(6,946)	-1.37%
Total Community Development Block Grant Fund	506,946	500,000		(6,946)	-1.37%
School Transportation Fund					
School buses	5,415,839	5,806,674	86.06%	390,835	7.22%
Field trips and charters	210,793	245,595	3.64%	34,802	16.51%
Administration	630,091	694,710	10.30%	64,619	10.26%
Total School Transportation Fund	6,256,723	6,746,979		490,256	7.84%

CITY OF HARRISONBURG, VIRGINIA
COMPARISON OF EXPENDITURE BUDGETS
For Fiscal Year 2025

Fund, Function and Elements	FY 2024 Original Budget	FY 2025 Proposed Budget	Percentage of Fund's Budget	Increase (Decrease)	Percentage Change
General Capital Projects Fund					
Capital projects (general)	2,950,000	3,150,000	10.90%	200,000	6.78%
Capital projects (public works)	5,350,000	24,861,465	86.07%	19,511,465	364.70%
Capital projects (parks & recreation)	-	875,000	3.03%	875,000	0.00%
Total General Capital Projects Fund	8,300,000	28,886,465		20,586,465	248.03%
School Capital Projects Fund					
Capital projects	3,000,000	520,000	1.80%	(2,480,000)	-82.67%
Total School Capital Projects Fund	3,000,000	520,000		(2,480,000)	-82.67%
ECC Capital Projects Fund					
Capital projects	600,000	-	0.00%	(600,000)	-100.00%
Total ECC Capital Projects Fund	600,000	-		(600,000)	-100.00%
Water Capital Projects Fund					
Capital projects	1,606,627	2,798,489	100.00%	1,191,862	74.18%
Total Water Capital Projects Fund	1,606,627	2,798,489		1,191,862	74.18%
Sewer Capital Projects Fund					
Capital projects	1,073,666	1,304,998	100.00%	231,332	21.55%
Total Sewer Capital Projects Fund	1,073,666	1,304,998		231,332	21.55%
Sanitation Capital Projects Fund					
Capital projects	2,697,965	-	0.00%	(2,697,965)	-100.00%
Total Sanitation Capital Projects Fund	2,697,965	-		(2,697,965)	-100.00%
Stormwater Capital Projects Fund					
Capital projects	358,500	1,007,325	100.00%	648,825	180.98%
Total Stormwater Capital Projects Fund	358,500	1,007,325		648,825	180.98%
Water Fund					
Administration	873,245	950,023	6.19%	76,778	8.79%
Pumping, storage and monitoring	891,495	929,122	6.06%	37,627	4.22%
Transmission and distribution	1,094,052	1,165,867	7.60%	71,815	6.56%
Utility billing	620,129	685,482	4.47%	65,353	10.54%
Miscellaneous	2,752,350	2,703,750	17.62%	(48,600)	-1.77%
Purification	1,570,558	1,856,143	12.10%	285,585	18.18%
Capital outlay	154,000	504,000	3.29%	350,000	227.27%
Debt service	2,662,786	2,656,411	17.31%	(6,375)	-0.24%
Transfers to other funds	2,705,265	3,890,902	25.36%	1,185,637	43.83%
Total Water Fund	13,323,880	15,341,700		2,017,820	15.14%

CITY OF HARRISONBURG, VIRGINIA
COMPARISON OF EXPENDITURE BUDGETS
For Fiscal Year 2025

Fund, Function and Elements	FY 2024 Original Budget	FY 2025 Proposed Budget	Percentage of Fund's Budget	Increase (Decrease)	Percentage Change
Sewer Fund					
Administration	930,335	1,001,673	6.30%	71,338	7.67%
Treatment and disposal	4,860,000	5,142,370	32.36%	282,370	5.81%
Collection and transmission	1,235,221	1,314,885	8.28%	79,664	6.45%
Miscellaneous	1,799,050	1,730,000	10.89%	(69,050)	-3.84%
Utility billing	662,069	784,516	4.94%	122,447	18.49%
Pumping and monitoring	441,266	465,969	2.93%	24,703	5.60%
Capital outlay	577,000	472,000	2.97%	(105,000)	-18.20%
Debt service	2,700,000	2,693,040	16.95%	(6,960)	-0.26%
Transfers to other funds	2,055,479	2,284,737	14.38%	229,258	11.15%
Total Sewer Fund	15,260,420	15,889,190		628,770	4.12%
Public Transportation Fund					
Transit buses	6,613,972	6,984,745	50.24%	370,773	5.61%
Miscellaneous	359,900	624,540	4.49%	264,640	73.53%
Paratransit buses	1,218,391	1,512,653	10.88%	294,262	24.15%
Administration	861,101	984,816	7.08%	123,715	14.37%
Capital outlay	393,508	3,636,170	26.15%	3,242,662	824.04%
Transfers to other funds	160,000	160,000	1.15%	-	0.00%
Total Public Transportation Fund	9,606,872	13,902,924		4,296,052	44.72%
Sanitation Fund					
Solid waste collection	1,551,519	1,694,957	31.56%	143,438	9.25%
Landfill	244,521	235,753	4.39%	(8,768)	-3.59%
Miscellaneous	196,900	43,970	0.82%	(152,930)	-77.67%
Solid waste management	1,280,603	1,377,810	25.66%	97,207	7.59%
Capital outlay	250,900	375,600	6.99%	124,700	49.70%
Debt service	1,508,600	1,506,850	28.06%	(1,750)	-0.12%
Transfers to other funds	2,832,765	134,800	2.51%	(2,697,965)	-95.24%
Total Sanitation Fund	7,865,808	5,369,740		(2,496,068)	-31.73%
Business Loan Program Fund					
Revolving loan program	100,000	100,000	100.00%	-	0.00%
Total Business Loan Program Fund	100,000	100,000		-	0.00%
Stormwater Fund					
Stormwater management	775,882	765,950	52.01%	(9,932)	-1.28%
Capital outlay	309,298	677,730	46.02%	368,432	119.12%
Transfers to other funds	387,500	29,000	1.97%	(358,500)	-92.52%
Total Stormwater Fund	1,472,680	1,472,680		-	0.00%

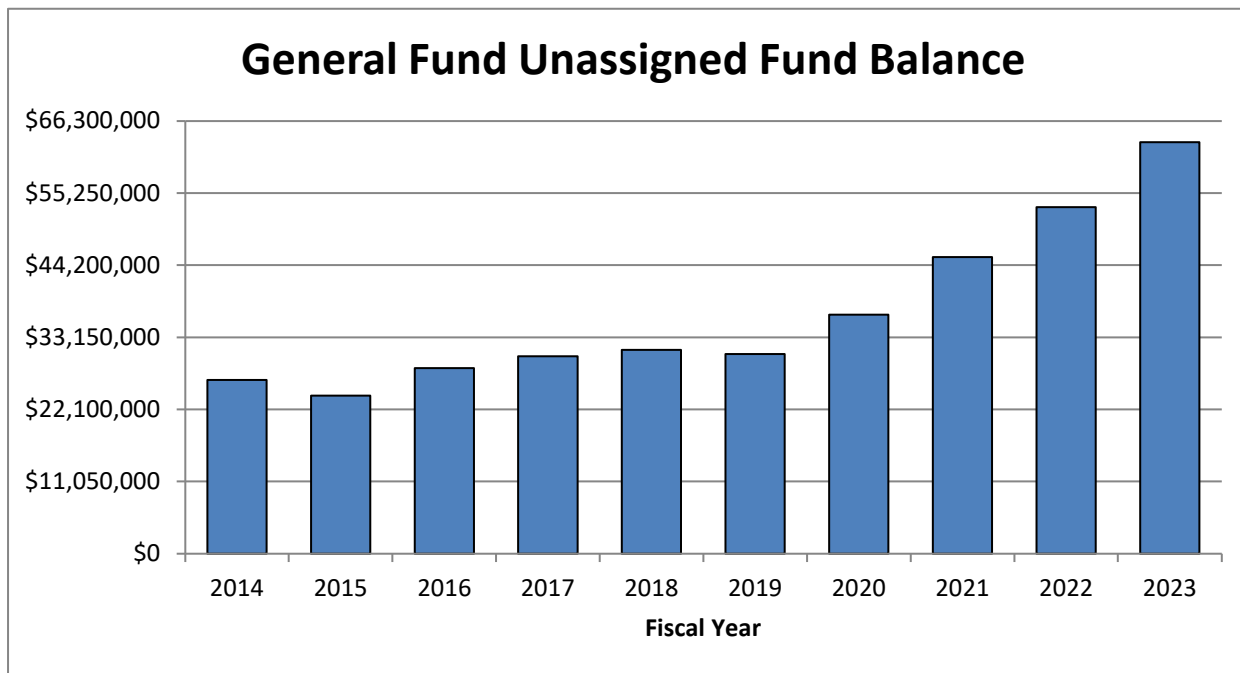
CITY OF HARRISONBURG, VIRGINIA
 COMPARISON OF EXPENDITURE BUDGETS
 For Fiscal Year 2025

Fund, Function and Elements	FY 2024 Original Budget	FY 2025 Proposed Budget	Percentage of Fund's Budget	Increase (Decrease)	Percentage Change
Central Garage Fund					
Operating	2,147,753	2,277,302	76.47%	129,549	6.03%
Administration	208,333	229,128	7.69%	20,795	9.98%
Capital outlay	79,292	471,600	15.84%	392,308	494.76%
Total Central Garage Fund	2,435,378	2,978,030		542,652	22.28%
Central Stores Fund					
Operating	225,651	223,352	99.11%	(2,299)	-1.02%
Capital outlay	8,000	2,000	0.89%	(6,000)	-75.00%
Total Central Stores Fund	233,651	225,352		(8,299)	-3.55%
Total All Funds	362,217,042	404,901,690		42,684,648	11.78%

**GENERAL FUND
BUDGET SUMMARY**

**CITY OF HARRISONBURG, VIRGINIA
 GENERAL FUND SUMMARY OF FUND BALANCES
 LAST TEN FISCAL YEARS**

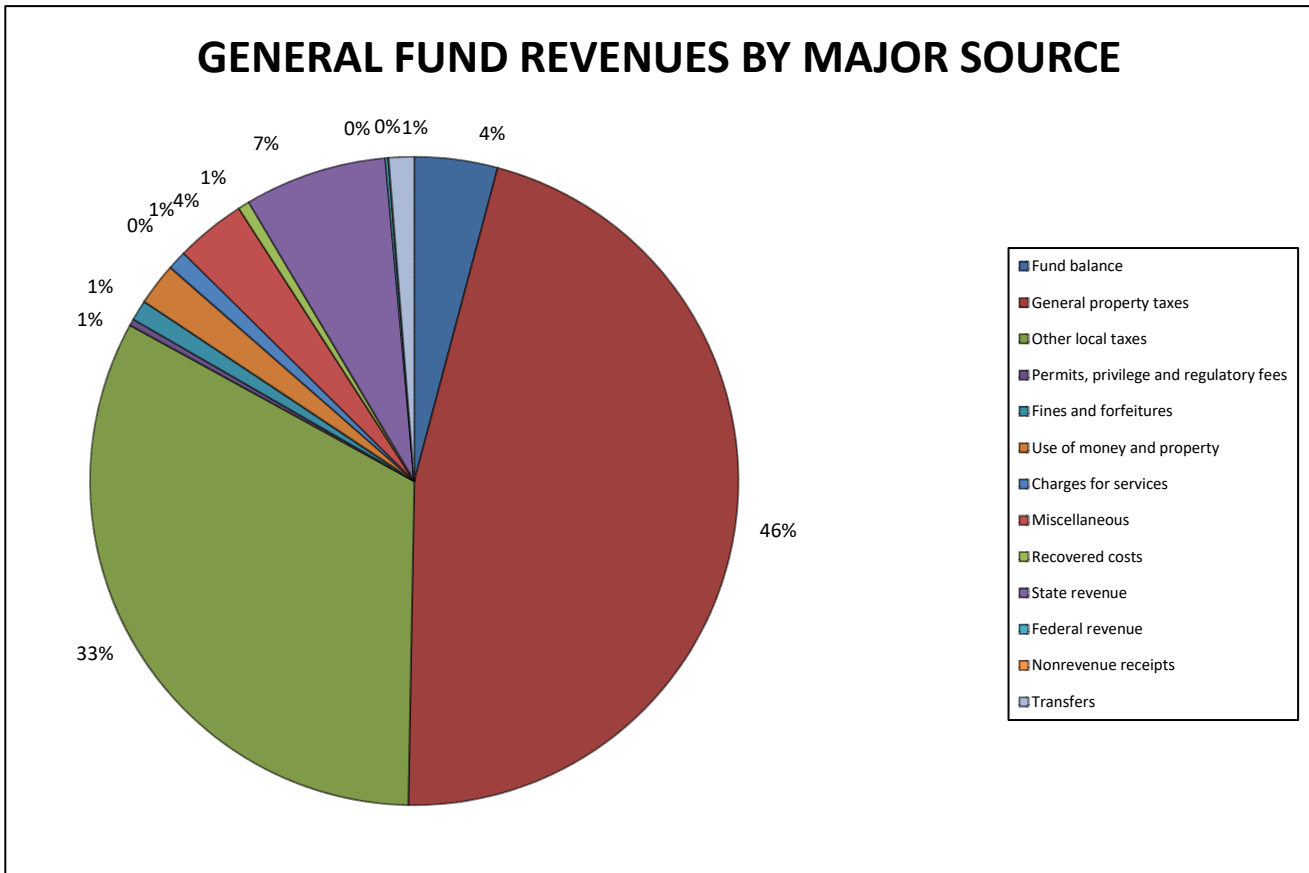
Fiscal Year	Unassigned Fund Balance	Total Fund Balance
2023	63,065,854	75,236,169
2022	53,108,748	65,086,859
2021	45,459,532	52,123,510
2020	36,632,322	39,466,793
2019	30,561,724	35,698,366
2018	31,239,773	36,470,507
2017	30,226,183	32,697,066
2016	28,435,301	30,355,709
2015	24,214,042	26,981,136
2014	26,595,398	32,054,456



Source: City of Harrisonburg, Virginia Comprehensive Annual Financial Report

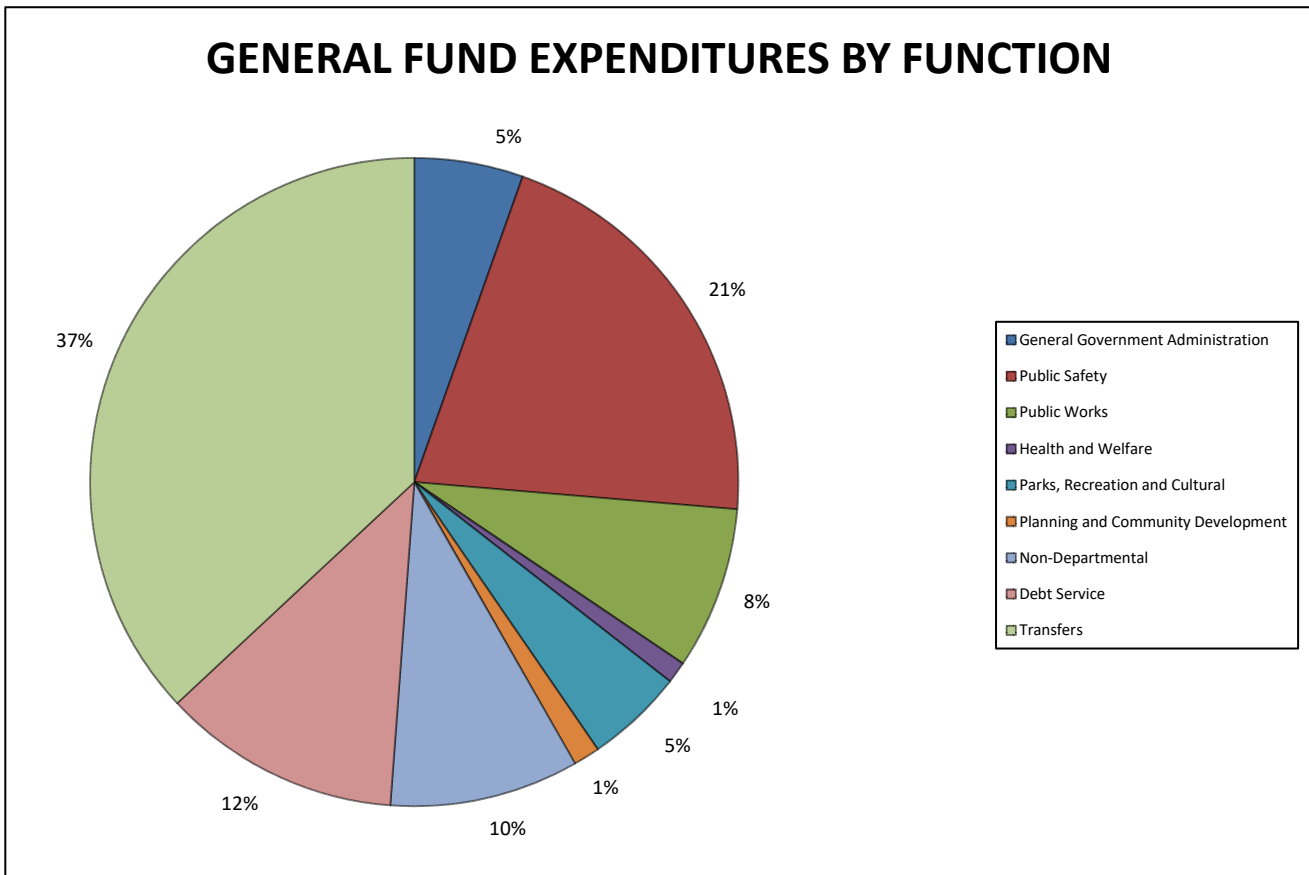
CITY OF HARRISONBURG, VIRGINIA
GENERAL FUND REVENUES BY MAJOR SOURCE
For Fiscal Year 2025

Function	Budgeted Amount	Percent of Budget
Fund balance	\$ 7,170,000	4.14%
General property taxes	79,874,400	46.15%
Other local taxes	56,586,600	32.69%
Permits, privilege and regulatory fees	567,950	0.33%
Fines and forfeitures	1,775,000	1.03%
Use of money and property	3,651,200	2.11%
Charges for services	1,660,200	0.96%
Miscellaneous	6,054,125	3.50%
Recovered costs	982,890	0.57%
State revenue	12,299,783	7.11%
Federal revenue	247,966	0.14%
Nonrevenue receipts	50,000	0.03%
Transfers	2,170,600	1.25%
Total	\$ 173,090,714	



CITY OF HARRISONBURG, VIRGINIA
GENERAL FUND EXPENDITURES BY FUNCTION
For Fiscal Year 2025

Function	Budgeted Amount	Percent of Budget
General Government Administration	\$ 9,397,934	5.43%
Public Safety	36,183,243	20.90%
Public Works	14,056,668	8.12%
Health and Welfare	1,869,202	1.08%
Parks, Recreation and Cultural	8,462,764	4.89%
Planning and Community Development	2,269,387	1.31%
Non-Departmental	16,339,699	9.44%
Debt Service	20,562,270	11.88%
Transfers	<u>63,949,547</u>	36.95%
Total	\$ <u>173,090,714</u>	



CITY OF HARRISONBURG, VIRGINIA
SCHOOL OPERATING FUNDING FROM THE GENERAL FUND
FOR THE TEN YEAR PERIOD JULY 1, 2015 THROUGH JUNE 30, 2025

Fiscal Year	Operating Transfers	Change	Percentage Change
2025	48,931,357	6,663,575	15.8%
2024	42,267,782	4,832,609	12.9%
2023	37,435,173	1,426,914	4.0%
2022	36,008,259	-	0.0%
2021	36,008,259	204,951	0.6%
2020	35,803,308	1,384,086	4.0%
2019	34,419,222	1,156,683	3.5%
2018	33,262,539	3,200,000	10.6%
2017	30,062,539	167,000	0.6%
2016	29,895,539		

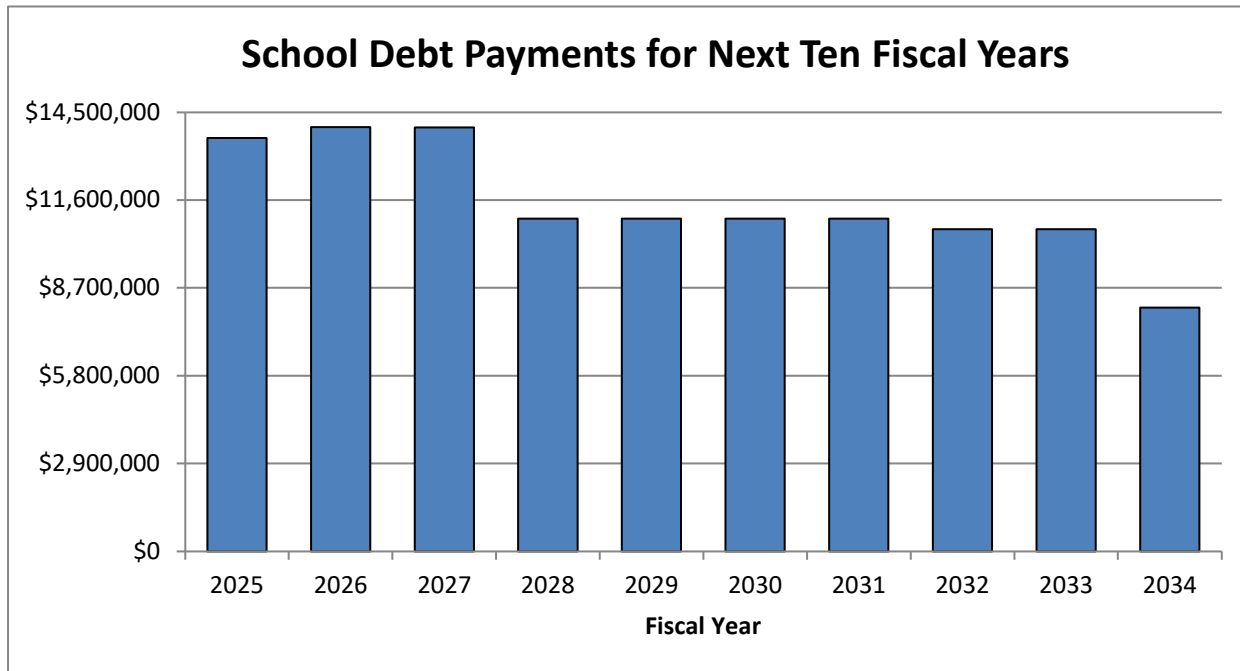


Note - Fiscal Year 2025 is the City Manager's proposed budget transfer.

Note - Capital funding included \$1,200,000, \$2,167,000 and \$2,300,000 in FY 2016, FY 2017 and FY 22, respectively.

**CITY OF HARRISONBURG, VIRGINIA
 GENERAL FUND SCHOOL DEBT PAYMENTS
 FOR THE NEXT TEN FISCAL YEARS**

Fiscal Year	Principal	Interest	Total
2025	8,683,500	4,961,498	13,644,998
2026	9,475,000	4,529,082	14,004,082
2027	9,919,000	4,080,456	13,999,456
2028	7,295,000	3,691,320	10,986,320
2029	7,601,000	3,378,338	10,979,338
2030	7,936,500	3,046,444	10,982,944
2031	8,306,500	2,681,178	10,987,678
2032	8,325,500	2,307,975	10,633,475
2033	8,704,500	1,926,679	10,631,179
2034	6,435,000	1,611,360	8,046,360



GENERAL FUND REVENUES

GENERAL PROPERTY TAXES

General property taxes consist of taxes levied on real estate, personal property, mobile homes and machinery and tools. This revenue category also includes penalty, interest and other various fees collected that pertain to property taxes. General property taxes are projected to increase \$7.7 million (10.7%). An increase of \$0.08 to \$1.04 in the real estate tax rate is proposed. No additional tax rate changes are proposed at this time.

The following table provides information on real estate and personal property rates for some comparable localities.

Real Estate Tax Rates		Personal Property Tax Rate	
Harrisonburg	\$0.96	Harrisonburg	\$3.45
Charlottesville	0.96	Charlottesville	4.20
Lynchburg	0.89	Lynchburg	3.80
Staunton	0.89	Staunton	2.90
Waynesboro	0.77	Waynesboro	3.25
Winchester	0.83	Winchester	4.80
Rockingham County	0.68	Rockingham County	3.00

Tax Rates are for Fiscal Year 2024.

FY 2024-25 General Property Taxes Budget Highlights

- An increase in the real estate tax rate of \$0.08 is anticipated to provide an additional \$4.6 million in increased real estate tax revenue to fund the opening of Rocktown High School and other additional increases in school operating expenditures.
- A 5.5% increase in projected real estate assessments is anticipated to provide an additional \$2.9 million in increased real estate tax revenue.

	FY 2024 Adopted	FY 2025 Proposed	FY 2025 Adopted	Increase (Decrease)	Percentage Change
Real estate	\$ 53,320,000	\$ 60,935,600	\$ -	\$ 7,615,600	14.28%
Personal property	14,793,600	14,881,400	-	87,800	0.59%
Public service corp	628,800	666,500	-	37,700	6.00%
Mobile homes	10,900	11,400	-	500	4.59%
Machinery and tools	2,932,300	2,851,000	-	(81,300)	-2.77%
Penalty and interest	380,000	433,000	-	53,000	13.95%
Other	95,500	95,500	-	-	0.00%
Total	\$ 72,161,100	\$ 79,874,400	\$ -	\$ 7,713,300	10.69%

OTHER LOCAL TAXES

Other local taxes consist of local taxes generated from within the city other than general property taxes. The more significant tax revenue includes sales tax, restaurant food (meals) tax, business license tax, and hotel and motel (lodging) tax. No change in tax rates are proposed. Other local taxes are projected to increase \$2.4 million (4.5%).

FY 2024-25 Other Local Taxes Budget Highlights

- Sales tax revenue is projected to increase \$348,300 million (1.9%).
- Restaurant food (meals) tax revenue is projected to increase \$1.65 million (9.3%).
- Business license tax revenue is projected to increase \$84,000 (1%).
- Hotel and motel (lodging) tax revenue is projected to increase \$347,000 (9.2%).

	FY 2024 Adopted	FY 2025 Proposed	FY 2025 Adopted	Increase (Decrease)	Percentage Change
Sales tax	\$ 17,925,300	\$ 18,273,600	\$ -	\$ 348,300	1.94%
Restaurant food tax	17,690,500	19,340,800	-	1,650,300	9.33%
Business license tax	8,605,900	8,689,900	-	84,000	0.98%
Hotel and motel tax	3,767,000	4,114,000	-	347,000	9.21%
Consumer utility tax	1,839,700	1,823,700	-	(16,000)	-0.87%
Bank stock tax	1,033,400	1,033,400	-	-	0.00%
Cigarette tax	420,800	367,300	-	(53,500)	-12.71%
Other	2,873,600	2,943,900	-	70,300	2.45%
Total	\$ 54,156,200	\$ 56,586,600	\$ -	\$ 2,430,400	4.49%

PERMITS, FEES AND LICENSES

Permits, privilege fees and regulatory licenses consist mainly of various permit fees charged by the Department of Planning and Community Development. The more significant revenue includes building permit fees, electrical permit fees, mechanical permit fees and fees for the Virginia Stormwater Management Program (VSMP). Permits, fees and licenses are projected to remain unchanged. There are no anticipated changes in the various fee schedules.

FY 2024-25 Permits, Fees and Licenses Budget Highlights

- All permit fees are projected to remain flat.

	FY 2024 Adopted	FY 2025 Proposed	FY 2025 Adopted	Increase (Decrease)	Percentage Change
Building permit fees	\$ 332,500	\$ 332,500	\$ -	\$ -	0.00%
Other permit fees	137,700	137,700	-	-	0.00%
VSMP fees	26,600	26,600	-	-	0.00%
Site plan review fees	11,400	11,400	-	-	0.00%
Animal licenses	4,000	4,000	-	-	0.00%
Other	65,750	55,750	-	(10,000)	-15.21%
Total	\$ 577,950	\$ 567,950	\$ -	\$ (10,000)	-1.73%

FINES AND FORFEITURES

Fines and forfeitures consist mainly of various court fines, E-summons fee and parking fines. The most significant revenue items in this category are speed camera fines and court fines. Fines and forfeitures are projected to increase \$1,490,000 (522.8%).

FY 2024-25 Fines and Forfeitures Budget Highlights

- Speed camera fines are projected at \$1.5 million.
- Court fines are anticipated to remain flat.
- All other fines and forfeitures are projected to decrease \$10,000.

	FY 2024 Adopted	FY 2025 Proposed	FY 2025 Adopted	Increase (Decrease)	Percentage Change
Speed camera fines	\$ -	\$ 1,500,000	\$ -	\$ 1,500,000	0.00%
Court fines	200,000	200,000	-	-	0.00%
Parking fines	45,000	45,000	-	-	0.00%
E-summons fee	30,000	25,000	-	(5,000)	-16.67%
Other	10,000	5,000	-	(5,000)	-50.00%
Total	\$ 285,000	\$ 1,775,000	\$ -	\$ 1,490,000	522.81%

USE OF MONEY AND PROPERTY

Use of money and property consists of investment revenue and revenue from the rental of property. Use of money and property is projected to increase \$651,200 (21.7%).

FY 2024-25 Use of Money and Property Budget Highlights

- Budgeted investment revenue is estimated to increase \$651,200 as the result of an increase in interest rates over the past 12 months.

	<u>FY 2024 Adopted</u>	<u>FY 2025 Proposed</u>	<u>FY 2025 Adopted</u>	<u>Increase (Decrease)</u>	<u>Percentage Change</u>
Investment revenue	\$ 2,985,000	\$ 3,636,200	\$ -	\$ 651,200	21.82%
Rental of property	10,000	10,000	-	-	0.00%
Other	5,000	5,000	-	-	0.00%
Total	<u>\$ 3,000,000</u>	<u>\$ 3,651,200</u>	<u>\$ -</u>	<u>\$ 651,200</u>	<u>21.71%</u>

CHARGES FOR SERVICES

Charges for services consists of revenue charged for services provided by the city. The more significant revenue items include golf course fees and parks and recreation fees. Charges for services are projected to increase \$109,400 (7.1%).

FY 2024-25 Charges for Services Budget Highlights

- Golf course fees have been trending up over the past 4 years as the demand for playing has increased and budgeted revenues are projected to increase \$153,000 (18.6%).
- Cost recovery provided by the Harrisonburg Rescue Squad is anticipated to increase \$30,000 (25%).

	FY 2024 Adopted	FY 2025 Proposed	FY 2025 Adopted	Increase (Decrease)	Percentage Change
Golf course	\$ 821,400	\$ 974,400	\$ -	\$ 153,000	18.63%
Parks and recreation	409,900	401,300	-	(8,600)	-2.10%
Rescue service	120,000	150,000	-	30,000	25.00%
Parking	125,000	125,000	-	-	0.00%
Law enforcement	65,000	-	-	(65,000)	-100.00%
Fire and rescue	9,500	9,500	-	-	0.00%
Total	\$ 1,550,800	\$ 1,660,200	\$ -	\$ 109,400	7.05%

MISCELLANEOUS

Miscellaneous revenue consists mainly of the contribution from the Harrisonburg Electric Commission (HEC) and the contribution from James Madison University (JMU). Miscellaneous revenue is projected to increase \$85,750 (1.4%).

FY 2024-25 Miscellaneous Budget Highlights

- The contribution from the HEC is anticipated to remain unchanged.
- Other miscellaneous revenue is projected to increase \$85,750 primarily from an increase in the estimated contribution from JMU and the use of opioid settlement funds for the community paramedic program.

	FY 2024 Adopted	FY 2025 Proposed	FY 2025 Adopted	Increase (Decrease)	Percentage Change
HEC contribution	\$ 5,200,000	\$ 5,200,000	\$ -	\$ -	0.00%
VPSA refunding	246,375	247,125	-	750	0.30%
JMU contribution	275,000	300,000	-	25,000	9.09%
Donations	20,000	20,000	-	-	0.00%
Other	227,000	287,000	-	60,000	26.43%
Total	\$ 5,968,375	\$ 6,054,125	\$ -	\$ 85,750	1.44%

RECOVERED COSTS

Recovered costs consist of costs incurred by the city and subsequently reimbursed by another entity. This revenue consists of reimbursements from the Harrisonburg Redevelopment and Housing Authority (HRHA) and the Harrisonburg-Rockingham Community Services Board (CSB) for their share of debt service expenditures and other general costs recovered by the city. Recovered costs are projected to increase \$53,917 (5.8%).

FY 2024-25 Recovered Costs Budget Highlights

- HRHA will reimburse the city \$604,600 for its participation in two previously issued bonds.
- CSB will reimburse the city \$162,040 for its share of the new CSB facility.

	FY 2024 Adopted	FY 2025 Proposed	FY 2025 Adopted	Increase (Decrease)	Percentage Change
Reimb-HRHA	\$ 616,850	\$ 604,600	\$ -	\$ (12,250)	-1.99%
Reimb-CSB	162,123	162,040	-	(83)	-0.05%
Recovered costs	120,000	186,250	-	66,250	55.21%
Other	30,000	30,000	-	-	0.00%
Total	\$ 928,973	\$ 982,890	\$ -	\$ 53,917	5.80%

STATE REVENUE

State revenue consists of various funding provided by the Commonwealth of Virginia or collected and remitted on behalf of the city. State revenue includes categorical aid funding for highway maintenance and local police support as well as shared expenses for the Treasurer’s, Commissioner of the Revenue and Registrar’s offices. The state also collects and remits to the city the communications sales tax and a tax on rental cars. State revenue is projected to increase \$1,144,250 (10.3%).

FY 2024-25 State Revenue Budget Highlights

- Highway and street maintenance funding is projected to increase \$1 million (17.9%).
- Funding for local police support is projected to increase \$83,300 (5.2%).
- Communications sales tax revenue is projected to increase \$83,900 (7.6%). This revenue continues a declining trend that has taken place over the past ten years or more.
- Fire Programs funds are projected to increase \$25,290 (12.2%).

	FY 2024 Adopted	FY 2025 Proposed	FY 2025 Adopted	Increase (Decrease)	Percentage Change
Highway maint.	\$ 5,791,400	\$ 6,830,300	\$ -	\$ 1,038,900	17.94%
Reimb-PPTRA	1,522,583	1,522,583	-	-	0.00%
Communications sales	1,103,600	1,019,700	-	(83,900)	-7.60%
Police support	1,600,000	1,683,300	-	83,300	5.21%
Auto rental tax	445,800	433,300	-	(12,500)	-2.80%
Shared services	412,000	497,000	-	85,000	20.63%
Fire programs funds	208,000	233,290	-	25,290	12.16%
Other	72,150	80,310	-	8,160	11.31%
Total	\$ 11,155,533	\$ 12,299,783	\$ -	\$ 1,144,250	10.26%

FEDERAL REVENUE

Federal revenue is typically revenue received from grant funds that are to be used for specific purposes. Budgeted federal revenue consists mainly of a VSTOP grant awarded to the Police Department and a Community Paramedic grant awarded to the Fire Department. Federal revenue is projected to decrease \$47,500.

FY 2024-25 Federal Revenue Budget Highlights

- The VSTOP (Violence Against Women) grant will remain unchanged.
- The three-year Community Paramedic grant awarded to the Fire Department remains unchanged.

	FY 2024 Adopted	FY 2025 Proposed	FY 2025 Adopted	Increase (Decrease)	Percentage Change
VSTOP Grant	\$ 40,000	\$ 40,000	\$ -	\$ -	0.00%
Comm Paramedic	200,466	200,466	-	-	0.00%
Other	55,000	7,500	-	(47,500)	-86.36%
Total	\$ 295,466	\$ 247,966	\$ -	\$ (47,500)	-16.08%

TRANSFERS

Transfers consist of funds transferred from other city funds and is comprised mainly of transfers from the Water and Sewer Funds. Transfers will remain unchanged.

FY 2024-25 Transfers Budget Highlights

- Transfers will remain unchanged compared to the current year's budget.

	<u>FY 2024 Adopted</u>	<u>FY 2025 Proposed</u>	<u>FY 2025 Adopted</u>	<u>Increase (Decrease)</u>	<u>Percentage Change</u>
Water Fund	\$ 923,400	\$ 923,400	\$ -	-	0.00%
Sewer Fund	923,400	923,400	-	-	0.00%
Public Transp. Fund	160,000	160,000	-	-	0.00%
Sanitation Fund	134,800	134,800	-	-	0.00%
Stormwater Fund	<u>29,000</u>	<u>29,000</u>	<u>-</u>	<u>-</u>	<u>0.00%</u>
Total	<u>\$ 2,170,600</u>	<u>\$ 2,170,600</u>	<u>\$ -</u>	<u>-</u>	<u>0.00%</u>

GENERAL FUND EXPENDITURES

CITY COUNCIL (110111)

Harrisonburg is governed by a five-member City Council, who are elected for four-year staggered terms. This means that for one election cycle, three members are elected to Council for the next four years and two years later the other two members are elected to Council for the next four years. Council members are elected at-large, which means they each represent the entire city and not a specific district, ward, or area. The Mayor and Vice Mayor are chosen by the full Council at their reorganization meeting, which is held every two years in odd-numbered years on January 2, or the following day if the 2nd falls on a Sunday or a legal holiday. Council meetings are held on the second and fourth Tuesday of each month in the City Hall Council Chambers.

The City Clerk is responsible for recording the official minutes of City Council meetings, maintaining all records and documents pertaining to the affairs of the City, and performing such other duties as may be required by law or as the City Council may direct.

FY 2024-25 City Council Budget Highlights

- The City Council budget has increased \$32,000 primarily from an increase in personnel costs from the pay study and increased training and travel.
- The salaries for the City Clerk and City Council make up most of this budget.
- Dues and Memberships to entities, including the Virginia Municipal League and Virginia First Cities, represent the next highest spending category.
- Funding is also included for education, training and related expenditures for Council members and the City Clerk.

	<u>FY 2024</u> <u>Adopted</u>	<u>FY 2025</u> <u>Proposed</u>	<u>FY 2025</u> <u>Adopted</u>	<u>Increase</u> <u>(Decrease)</u>	<u>Percentage</u> <u>Change</u>
Total Budget	\$ 325,189	\$ 357,213	\$ -	\$ 32,024	9.85%

CITY MANAGER (120111)

The City Manager’s Office is responsible for leading an organization that is responsive to the directives and desires of the City Council and to the service needs of the citizens. The City Manager’s Office consists of the City Manager, Deputy City Manager, Assistant to the City Manager, Housing Coordinator and an Administrative Specialist which is shared with the Department of Finance. The City Manager implements the policies of the City Council, directs business and administrative procedures, and appoints all department heads.

FY 2024-25 City Manager’s Office Budget Highlights

- The budget represents a decrease of \$51,800 compared to the current budget due to the transfer of budgeted funds to a new Communications budget department.
- Funding the amount of \$50,000 is included for a community childcare study.

	<u>FY 2024 Adopted</u>	<u>FY 2025 Proposed</u>	<u>FY 2025 Adopted</u>	<u>Increase (Decrease)</u>	<u>Percentage Change</u>
Total Budget	\$ 917,353	\$ 865,557	\$ -	\$ (51,796)	-5.65%

COMMUNICATIONS (120211)

The Communication’s Office is responsible for the internal and external communication material of the City, encourages civic and community engagement, leads the annual Citizen’s Academy, serves as the City’s FOIA officer, coordinates outreach programming with City departments and serves as an information conduit on programs, services, issues, and policies.

FY 2024-25 Communications Office Budget Highlights

- The initial Communications budget is \$260,620.
- Funding is included for community outreach and translation services.
- Funding is provided for a full-time Outreach and Communication Specialist position.

	<u>FY 2024 Adopted</u>	<u>FY 2025 Proposed</u>	<u>FY 2025 Adopted</u>	<u>Increase (Decrease)</u>	<u>Percentage Change</u>
Total Budget	\$ -	\$ 260,620	\$ -	\$ 260,620	0.00%

CITY ATTORNEY (120411)

The City Attorney’s Office consists of the City Attorney and Assistant City Attorney. This office is responsible for advising the City Council and other City officials with respect to the legal affairs of the town, defending the City against lawsuits, drafting all legal documents and proposed ordinances and resolutions for the City, reviewing all agreements, contracts, franchises, and other legal instruments on behalf of the City, attending all meetings of the City Council, performing such other duties as may be required by the office.

FY 2024-25 City Attorney’s Office Budget Highlights

- The City Attorney’s Office budget has increased \$33,400 primarily from the pay study.
- Funding is included for Dues and Memberships to the Virginia Local Government Attorney’s Association.
- Funding is also provided for education, training, and related expenditures for the Attorneys.

	<u>FY 2024</u>		<u>FY 2025</u>		<u>FY 2025</u>		<u>Increase</u>		<u>Percentage</u>
	Adopted		Proposed		Adopted		(Decrease)		Change
Total Budget	\$ 387,331	\$	420,747	\$	-	\$	33,416		8.63%

HUMAN RESOURCES (120511)

The Human Resources Department oversees and coordinates the compensation and benefits program, recruitment, screening and selection of applicants, employee relations, and organizational development. The Department serves a City workforce of over 800 full-time, part-time, and temporary employees.

FY 2024-25 Human Resources Budget Highlights

- The budget represents an increase of \$153,200 primarily from the pay study and full-year funding of a full-time Compensation Analyst budgeted in the current budget for a half year.
- Funding is also provided for education, training, DEI initiatives and related expenditures for the department.

	<u>FY 2024 Adopted</u>	<u>FY 2025 Proposed</u>	<u>FY 2025 Adopted</u>	<u>Increase (Decrease)</u>	<u>Percentage Change</u>
Total Budget	\$ 807,332	\$ 960,505	\$ -	\$ 153,173	18.97%

INDEPENDENT AUDITOR (120811)

The Independent Auditor is a non-city, non-departmental entity that reviews and expresses opinions on the City's financial statements per the specifications of the Auditor of Public Accounts of the Commonwealth of Virginia as well as the Federal Government. This budget appropriates funding to pay for the General Fund's share of the Independent Auditor.

FY 2024-25 Independent Auditor Budget Highlights

- This budget essentially remains unchanged.

	<u>FY 2024 Adopted</u>	<u>FY 2025 Proposed</u>	<u>FY 2025 Adopted</u>	<u>Increase (Decrease)</u>	<u>Percentage Change</u>
Total Budget	\$ 23,520	\$ 26,720	\$ -	\$ 3,200	13.61%

COMMISSIONER OF REVENUE (120912, 121012, 121112)

The Commissioner of Revenue is a constitutional office. Constitutional officers are directly elected by the voters for a term of four years and do not fall under the direct authority of City Council or the City Manager. The budgetary responsibility for the Commissioner includes the Commissioner’s office, Assessor (Real Estate office) office and the Board of Equalization.

Approximately 18% of the funding to operate the Commissioner’s Office is provided by the Commonwealth of Virginia, while the remaining 82% is provided by the City.

The Commissioner and Assessor’s duties include preparing real estate and personal property tax books and bills; assessing personal property, machinery and tools, merchants' capital, and some business taxes (like the business, professional, and occupational license tax); and assessing real estate. In addition, the commissioner serves a significant state function as a receiving point for state income tax forms.

The Board of Equalization is a three- to five-person board typically appointed by the circuit court to hear complaints about real estate assessments. The board may increase or decrease assessments.

FY 2024-25 Commissioner of Revenue Budget Highlights

- The Commissioner’s budget has increased \$122,400 primarily from the pay study and increased health insurance costs.

	<u>FY 2024 Adopted</u>	<u>FY 2025 Proposed</u>	<u>FY 2025 Adopted</u>	<u>Increase (Decrease)</u>	<u>Percentage Change</u>
Total Budget	\$ 587,890	\$ 710,282	\$ -	\$ 122,392	20.82%

- The Assessor’s budget has increased \$90,300 primarily from the pay study.

	<u>FY 2024 Adopted</u>	<u>FY 2025 Proposed</u>	<u>FY 2025 Adopted</u>	<u>Increase (Decrease)</u>	<u>Percentage Change</u>
Total Budget	\$ 367,199	\$ 457,469	\$ -	\$ 90,270	24.58%

- The Board of Equalization budget has remained unchanged.

	<u>FY 2024 Adopted</u>	<u>FY 2025 Proposed</u>	<u>FY 2025 Adopted</u>	<u>Increase (Decrease)</u>	<u>Percentage Change</u>
Total Budget	\$ 3,300	\$ 3,300	\$ -	\$ -	0.00%

TREASURER (121313)

The Treasurer’s Office is also a constitutional office, with the Treasurer being directly elected by the voters for a term of four years. The Treasurer also does not fall under the direct authority of City Council or the City Manager. Approximately 22% of the funding to operate the Treasurer’s Office is provided by the Commonwealth of Virginia, while the remaining 78% is provided by the City.

The Treasurer’s office is charged with the collection, custody, deposit, and disbursement of city funds. The Treasurer furnishes a monthly account of receipts and expenditures and a statement of the treasurer’s account to City Council. The treasurer also collects income tax for the state and reports on these accounts to the state comptroller.

FY 2024-25 Treasurer Budget Highlights

- The budget has increased approximately \$78,200 primarily due to the pay study.

	<u>FY 2024 Adopted</u>	<u>FY 2025 Proposed</u>	<u>FY 2025 Adopted</u>	<u>Increase (Decrease)</u>	<u>Percentage Change</u>
Total Budget	\$ 802,560	\$ 880,784	\$ -	\$ 78,224	9.75%

FINANCE (121511)

The Finance Department provides assistance to staff and elected officials in maintaining the City's overall financial stability through sound financial planning and management. It is responsible for the management of public funds and records in accordance with City ordinances, the Code of Virginia and other state and federal requirements. The Finance Department is also responsible for accounting, payroll, IRS W-2 and 1095 processing, audit report preparation, purchasing, risk management, administration of property and liability insurance programs, administration of a multi-organization health insurance plan, debt management, investments, and budgeting.

FY 2024-25 Finance Budget Highlights

- The Finance budget has increased by \$128,000 compared to the current year's budget primarily from the pay study and increased health insurance costs.

	<u>FY 2024 Adopted</u>	<u>FY 2025 Proposed</u>	<u>FY 2025 Adopted</u>	<u>Increase (Decrease)</u>	<u>Percentage Change</u>
Total Budget	\$ 882,395	\$ 1,010,391	\$ -	\$ 127,996	14.51%

INFORMATION TECHNOLOGY (122011)

The Information Technology Department provides technical and professional technology support to City staff, maintains, and secures the City’s computer network and infrastructure, and oversees the City’s telephone networks, cell phones, and computer software.

FY 2024-25 Information Technology Budget Highlights

- This budget has increased by approximately \$210,600 compared to the current year’s budget primarily from the pay study and capital outlay.
- Capital outlay includes \$194,200 for replacement computers and switches.

	<u>FY 2024 Adopted</u>	<u>FY 2025 Proposed</u>	<u>FY 2025 Adopted</u>	<u>Increase (Decrease)</u>	<u>Percentage Change</u>
Total Budget	\$ 2,474,281	\$ 2,684,832	\$ -	\$ 210,551	8.51%

PURCHASING (122211)

Purchasing is a division of the Finance Department that oversees and audits all city purchases and payments for goods and services; prepares purchase orders; maintains vendor information; processes IRS 1099s and prepares or assists with the preparation of Requests for Proposals and Invitations to Bid. Staffing consists of a Procurement Manager and Procurement Specialist.

FY 2024-25 Purchasing Budget Highlights

- The overall budget has increased \$31,000 primarily from the pay study.

	<u>FY 2024 Adopted</u>	<u>FY 2025 Proposed</u>	<u>FY 2025 Adopted</u>	<u>Increase (Decrease)</u>	<u>Percentage Change</u>
Total Budget	\$ 202,214	\$ 233,276	\$ -	\$ 31,062	15.36%

ELECTORAL BOARD (130114)

The General Assembly, under the authority of the Constitution of Virginia, determines the state's election laws. Each county and city in the Commonwealth, however, has an independent Electoral Board that is responsible for the actual conduct of all federal, state, and local elections to public office within its jurisdiction. This Board is composed of three qualified voters of the locality who are appointed by the circuit court for three-year terms. Two members must be of the same political party as the incumbent governor. The third member must be of the political party that received the next highest number of votes in the gubernatorial election. The board also appoints the General Registrar, who is responsible for all voter registration matters. The general registrar serves for a four-year term.

The general registrar also:

- Manages the office of the general registrar.
- Serves as administrative officer for the electoral board.
- Follows local, state, and federal legislation that may impact voter registration or elections.
- Provides voter registration and election education to the public.
- Notifies voters of any changes in polling places or election districts.
- Checks candidates' petitions to determine the number of qualifying signatures on them.

FY 2024-25 Electoral Board Budget Highlights

- This budget has increased \$91,400 primarily from the pay study, an increase in poll worker costs for the upcoming presidential election and increased capital outlay.
- Capital outlay includes voting machine security cages.

	<u>FY 2024 Adopted</u>	<u>FY 2025 Proposed</u>	<u>FY 2025 Adopted</u>	<u>Increase (Decrease)</u>	<u>Percentage Change</u>
Total Budget	\$ 434,790	\$ 526,238	\$ -	\$ 91,448	21.03%

POLICE – ADMINISTRATION (310131)

The Harrisonburg Police Department, consisting of 114 full-time sworn officers, 22 full-time civilian employees and various part-time and auxiliary officers, is committed to enhancing the safety and quality of life in Harrisonburg. The Department is organized into the following five divisions for budget administration purposes: Administration, Operations, Criminal Investigations, Special Operations, and Grants.

The Department works cooperatively with the community within the framework of the law to preserve peace, reduce fear, and to provide a safe living and working environment.

The Administration Division includes the Police Chief, who is responsible for the oversight and management of all divisions and Senior Command Staff.

FY 2024-25 Police Administration Budget Highlights

- This budget has increased \$653,200 over the current year’s budget primarily due to the pay study and capital outlay.
- Capital outlay in the amount of \$468,200 includes the replacement of three patrol vehicles, two new patrol vehicles, the replacement of protective vests and the replacement of various servers and computers.

	<u>FY 2024</u> <u>Adopted</u>	<u>FY 2025</u> <u>Proposed</u>	<u>FY 2025</u> <u>Adopted</u>	<u>Increase</u> <u>(Decrease)</u>	<u>Percentage</u> <u>Change</u>
Total Budget	\$ 4,593,135	\$ 5,246,363	\$ -	\$ 653,228	14.22%

POLICE – OPERATIONS (310231)

The Operations Division is the largest expenditure category of the total Police Department budget. Operations staff respond on a 24/7 basis to calls for service from the public. It is comprised of four patrol squads and a power shift.

FY 2024-25 Police Operations Budget Highlights

- This budget has increased \$515,300 compared to the current budget primarily due to the pay study and increased health insurance costs.
- Capital outlay includes funding for protective vests and radio equipment.

	<u>FY 2024 Adopted</u>	<u>FY 2025 Proposed</u>	<u>FY 2025 Adopted</u>	<u>Increase (Decrease)</u>	<u>Percentage Change</u>
Total Budget	\$ 6,230,302	\$ 6,745,600	\$ -	\$ 515,298	8.27%

POLICE – CRIMINAL INVESTIGATIONS (310331)

The Criminal Investigations Division responsibilities include the investigation of violent crimes, major property crimes and other investigations which require a degree of specialized investigative approach. Each investigator has specialized training in areas such as sex crimes, crimes involving children, fraud, and computer crimes. The investigators utilize, and coordinate many local, state, and federal resources in their investigative efforts, and work closely with the Office of the Commonwealth Attorney for the administration of justice.

FY 2024-25 Police Criminal Investigations Budget Highlights

- The budget shows an increase of approximately \$249,100 compared to the current budget primarily due to the pay study and increased health insurance costs.
- Capital outlay includes funding for protective vests.

	<u>FY 2024 Adopted</u>	<u>FY 2025 Proposed</u>	<u>FY 2025 Adopted</u>	<u>Increase (Decrease)</u>	<u>Percentage Change</u>
Total Budget	\$ 2,032,866	\$ 2,281,922	\$ -	\$ 249,056	12.25%

POLICE – SPECIAL OPERATIONS (310631)

The Special Operations Division encompasses various duties including the Traffic Unit and the Parking Enforcement Unit. Other duties include the Accident Reconstruction Team, Civil Disturbance Unit, Negotiations Unit, SWAT, Auxiliary Police Unit, School Crossing Guards, Special Events and the Victim Services Liaison Unit.

FY 2024-25 Police Special Operations Budget Highlights

- This budget has increased \$270,900 over the current year’s budget primarily due to the pay study and increased health insurance costs.
- Funding is provided for the addition of two new Police Officer positions to serve as School Resource Officers at Rocktown High School.
- Capital outlay includes funding for replacement protective vests.

	<u>FY 2024 Adopted</u>	<u>FY 2025 Proposed</u>	<u>FY 2025 Adopted</u>	<u>Increase (Decrease)</u>	<u>Percentage Change</u>
Total Budget	\$ 1,753,068	\$ 2,023,968	\$ -	\$ 270,900	15.45%

POLICE – GRANTS (310731)

The Grants Division more effectively and efficiently manages the various grant-funded positions and programs that are implemented by HPD.

FY 2024-25 Police Grants Budget Highlights

- The budget has increased \$14,800 primarily from the pay study.
- This budget mainly includes costs associated with the VSTOP (Violence Against Women Act) grant.

	<u>FY 2024 Adopted</u>	<u>FY 2025 Proposed</u>	<u>FY 2025 Adopted</u>	<u>Increase (Decrease)</u>	<u>Percentage Change</u>
Total Budget	\$ 87,176	\$ 102,018	\$ -	\$ 14,842	17.03%

FIRE – ADMINISTRATION (320132)

The Harrisonburg Fire Department, consisting of 109 full and part-time employees plus numerous part-time firefighters, is committed to public safety and the reduction of loss of life and property within the City and surrounding areas. The Fire Department is organized into the following divisions for budget administration purposes: Administration, Suppression, Prevention, Training, Emergency Management, and Community Paramedic. The Department has four stations strategically located throughout the City.

The Administration Division includes the Fire Chief, who is responsible for the oversight and management of all divisions, and Senior Command staff.

FY 2024-25 Fire Administration Budget Highlights

- This budget has increased \$152,700 compared to the current fiscal year primarily from the pay study and increased health insurance costs.
- Funding is provided to convert two part-time logistics positions to a full-time logistics position.
- Capital outlay includes \$37,300 for replacement computers.

	<u>FY 2024 Adopted</u>	<u>FY 2025 Proposed</u>	<u>FY 2025 Adopted</u>	<u>Increase (Decrease)</u>	<u>Percentage Change</u>
Total Budget	\$ 1,164,375	\$ 1,317,052	\$ -	\$ 152,677	13.11%

FIRE – SUPPRESSION (320232)

The Fire Suppression Division is the largest area of expense for the fire department, consisting of most of the firefighting personnel and emergency service first responders.

FY 2024-25 Fire Suppression Budget Highlights

- The budget has decreased \$1,387,000 compared to the current year’s budget primarily from the pay study and the addition of new personnel.
- Funding is provided for 15 new positions to staff the new Fire Station 5. These new positions include a Captain, two Lieutenants and 12 Firefighters. In addition, half-year funding is provided for three new Firefighter positions to be utilized as floating positions with the intended purpose of reducing overtime costs throughout the department.
- Funding is included to purchase turnout gear and uniforms for personnel that will be stationed at Fire Station 5.
- Capital outlay includes \$594,290 to administer funding provided by the state’s Department of Fire Programs funds, replacement of two support vehicles, and equipment for a new fire engine.

	<u>FY 2024 Adopted</u>	<u>FY 2025 Proposed</u>	<u>FY 2025 Adopted</u>	<u>Increase (Decrease)</u>	<u>Percentage Change</u>
Total Budget	\$ 9,907,887	\$ 11,294,929	\$ -	\$ 1,387,042	14.00%

FIRE – PREVENTION (320332)

The Fire Prevention Division is responsible for three areas: education, inspections, and investigations. Public education further includes campus fire safety, recreational fires, kitchen fires and stove top fire stops, outdoor fire safety and fireworks. Fire code enforcement additionally encompasses nightclub inspections, fireworks in the City, and KNOX® Box Requirements. This division also includes the child safety seat program that focuses on the reduction of accidents involving children. Over 1,400 child safety seats are installed each year.

FY 2024-25 Fire Prevention Budget Highlights

- The Fire Prevention budget has increased \$92,900 primarily from the pay study and increased health insurance costs.
- The “Annual Smoke Alarm Check and Free Pizza Night” is included in this division.

	<u>FY 2024 Adopted</u>	<u>FY 2025 Proposed</u>	<u>FY 2025 Adopted</u>	<u>Increase (Decrease)</u>	<u>Percentage Change</u>
Total Budget	\$ 850,055	\$ 942,955	\$ -	\$ 92,900	10.93%

FIRE – TRAINING (320432)

The Fire Training Division is responsible for coordinating and implementing the ongoing training requirements for HFD personnel.

FY 2024-25 Fire Training Budget Highlights

- The budget for the Fire Training Division has increased \$43,700 primarily due to the pay study and increased funding for the regional training academy.

	<u>FY 2024 Adopted</u>	<u>FY 2025 Proposed</u>	<u>FY 2025 Adopted</u>	<u>Increase (Decrease)</u>	<u>Percentage Change</u>
Total Budget	\$ 328,705	\$ 372,395	\$ -	\$ 43,690	13.29%

COURT APPOINTED ATTORNEY (330231)

The Court Appointed division is a budget account that only funds the City's share of Court appointed attorney costs. This separate division is required by the State Auditor of Public Accounts.

FY 2024-25 Court Appointed Attorney Budget Highlights

- This budget decreased \$15,000 compared to the current year's budget.

	<u>FY 2024 Adopted</u>	<u>FY 2025 Proposed</u>	<u>FY 2025 Adopted</u>	<u>Increase (Decrease)</u>	<u>Percentage Change</u>
Total Budget	\$ 60,000	\$ 45,000	\$ -	\$ (15,000)	-25.00%

REGIONAL JUVENILE DETENTION (330511)

The Regional Juvenile Detention budget provides funding for the City's costs associated with being a member of the Shenandoah Valley Juvenile Commission (SVJC). Membership in the SVJC includes the Counties of Augusta, Rockingham and Rockbridge and the Cities of Staunton, Waynesboro, and Lexington. Funding for this budget division pays the City's share of operating costs and debt service of the SVJC.

FY 2024-25 Regional Juvenile Detention Budget Highlights

- This budget has decreased \$36,600 from the current year's budget.

	<u>FY 2024 Adopted</u>	<u>FY 2025 Proposed</u>	<u>FY 2025 Adopted</u>	<u>Increase (Decrease)</u>	<u>Percentage Change</u>
Total Budget	\$ 233,639	\$ 197,020	\$ -	\$ (36,619)	-15.67%

REGIONAL JAIL (330711)

The Regional Jail budget provides funding for the City's costs associated with being a member of the Middle River Regional Jail (MRRJ). The City joined the MRRJ as a 50-50 partner with Rockingham County. Other Authority members include the County of Augusta and the Cities of Staunton and Waynesboro. Funding for this budget division pays the City's share of operating costs, debt service, and a ten-year "buy-in" amount that was negotiated as part of the City and County joining the Authority.

FY 2024-25 Regional Jail Budget Highlights

- This budget shows a decrease of approximately \$178,100 as the city's overall percentage share has decreased from 12.9% to 12% and an increase in state Compensation Board reimbursements.

	<u>FY 2024 Adopted</u>	<u>FY 2025 Proposed</u>	<u>FY 2025 Adopted</u>	<u>Increase (Decrease)</u>	<u>Percentage Change</u>
Total Budget	\$ 2,935,444	\$ 2,757,366	\$ -	\$ (178,078)	-6.07%

BUILDING INSPECTION (340121)

Building Inspection is a division of the Department of Community Development. This division performs building plan review, permitting, and inspections for all permitted new construction and remodeling as well as provides general building code interpretation for the public. The division implements the Virginia Uniform Statewide Building Code along with International Codes.

FY 2024-25 Building Inspection Budget Highlights

- The budget has increased \$166,900 primarily from the pay study, increased health insurance costs and capital outlay.
- Capital outlay funding is provided for the purchase of one replacement inspection vehicle.

	<u>FY 2024 Adopted</u>	<u>FY 2025 Proposed</u>	<u>FY 2025 Adopted</u>	<u>Increase (Decrease)</u>	<u>Percentage Change</u>
Total Budget	\$ 1,078,469	\$ 1,245,389	\$ -	\$ 166,920	15.48%

ANIMAL CONTROL (350131)

Animal Control is a sub-unit of the Police Department’s Special Operations division. This unit is responsible for enforcing the Virginia Comprehensive Animal Laws, as well as the local ordinances relating to domestic animals. It identifies public safety issues and works directly with the community on animal and pet care issues. The Animal Control Officer acts as a liaison to and with the Rockingham-Harrisonburg SPCA. This division includes a cross-trained patrol officer who also serves as an assistant animal control officer.

FY 2024-25 Animal Control Budget Highlights

- The Animal Control budget has increased approximately \$20,000 primarily from the pay study and increased training costs.

	<u>FY 2024 Adopted</u>	<u>FY 2025 Proposed</u>	<u>FY 2025 Adopted</u>	<u>Increase (Decrease)</u>	<u>Percentage Change</u>
Total Budget	\$ 159,549	\$ 179,509	\$ -	\$ 19,960	12.51%

ANIMAL CONTROL – SPCA (350511)

The City and Rockingham County contracts with the Rockingham-Harrisonburg SPCA (SPCA) for animal sheltering services. The SPCA provides sheltering and adoption services for homeless animals, focuses on reducing pet overpopulation, and provides resources to improve the lives of animals. Their vision is to be a leader in animal welfare that empowers the community to treat animals with kindness and respect.

FY 2024-25 Animal Control - SPCA Budget Highlights

- The Animal Control – SPCA budget has increased approximately \$63,000 primarily due to an increase in operational costs and an expansion of outreach programs for canines.

	<u>FY 2024 Adopted</u>	<u>FY 2025 Proposed</u>	<u>FY 2025 Adopted</u>	<u>Increase (Decrease)</u>	<u>Percentage Change</u>
Total Budget	\$ 432,306	\$ 495,259	\$ -	\$ 62,953	14.56%

EMERGENCY MANAGEMENT (350532)

The Emergency Management budget includes those expenses related to the public safety planning and response to large scale events such as public health outbreaks, snowstorms and natural disasters. This budget is also used to obtain and disperse grant funding such as State and Federal hazardous materials, technical rescue, and emergency medical services grants and pass-through funds.

FY 2024-25 Emergency Services Budget Highlights

- The Emergency Management budget has decreased \$51,500 primarily due to a decrease in the purchase of hazardous materials supplies.
- Capital outlay includes \$25,000 for the drone equipment.

	<u>FY 2024 Adopted</u>	<u>FY 2025 Proposed</u>	<u>FY 2025 Adopted</u>	<u>Increase (Decrease)</u>	<u>Percentage Change</u>
Total Budget	\$ 272,898	\$ 221,447	\$ -	\$ (51,451)	-18.85%

COMMUNITY PARAMEDIC (350932)

The Community Paramedic budget is funded through a Department of Justice (DOJ) grant. The grant is a three-year \$600,000 program designed to help bridge the gap between access to primary care services and the needs of the community, the extension of acute and primary care providers, and mental health (including substance use dependence) resources that are made available by specially trained paramedics.

FY 2024-25 Community Paramedic Budget Highlights

- This budget has increased \$17,200 (8%) primarily from the pay study.
- \$200,466 in grant funding is provided by the DOJ.

	<u>FY 2024 Adopted</u>	<u>FY 2025 Proposed</u>	<u>FY 2025 Adopted</u>	<u>Increase (Decrease)</u>	<u>Percentage Change</u>
Total Budget	\$ 214,282	\$ 231,462	\$ -	\$ 17,180	8.02%

PUBLIC SAFETY BUILDING (360241)

The Public Safety Building budget is a division of the Public Works Department which provides funding for the operation and maintenance of the Public Safety Building, which currently houses Police, Fire, and the Harrisonburg-Rockingham Emergency Communications Center.

FY 2024-25 Public Safety Building Budget Highlights

- The budget for the Public Safety Building reflects an increase of \$40,400 (9.1%) primarily from the pay study and increased health insurance costs.
- Capital outlay includes \$30,000 for duct and baghouse cleaning.

	<u>FY 2024 Adopted</u>	<u>FY 2025 Proposed</u>	<u>FY 2025 Adopted</u>	<u>Increase (Decrease)</u>	<u>Percentage Change</u>
Total Budget	\$ 443,188	\$ 483,589	\$ -	\$ 40,401	9.12%

GENERAL ENGINEERING (410121)

General Engineering is a division of the Department of Planning and Community Development. This division is responsible for administering the City’s engineered comprehensive site plan review process, erosion and sediment control regulations, and stormwater management requirements relative to site development. The division also provides professional services in support of other City departments in the areas of engineering and surveying. Among other functions, the division implements the Design and Construction Standards Manual, the Erosion and Sedimentation Control Ordinance, and the Stormwater Management Ordinance.

FY 2024-25 General Engineering Budget Highlights

- The budget for General Engineering has increased \$47,900 compared to the current budget primarily from the pay study.

	<u>FY 2024 Adopted</u>	<u>FY 2025 Proposed</u>	<u>FY 2025 Adopted</u>	<u>Increase (Decrease)</u>	<u>Percentage Change</u>
Total Budget	\$ 887,377	\$ 935,281	\$ -	\$ 47,904	5.40%

PUBLIC WORKS - ADMINISTRATION (410141)

The Administration Division includes the Director of Public Works, who is responsible for the oversight and management of all divisions, senior staff and the construction inspection program. This budget division provides general oversight of the planning, design, and inspection of projects for street improvements including bridge repair and replacement, major highway improvement projects, stormwater management, facility maintenance, and bicycle/pedestrian facilities.

FY 2024-25 Public Works Administration Budget Highlights

- The budget for Public Works Administration has increased \$236,800 (13.3%) compared to the current year’s budget primarily from the pay study and an increase in health insurance costs.
- Funding is provided to convert a part-time Custodian position to full-time.
- Capital outlay includes funding for replacement computers and a commercial floor scrubber for the new Public Works building.

	<u>FY 2024 Adopted</u>	<u>FY 2025 Proposed</u>	<u>FY 2025 Adopted</u>	<u>Increase (Decrease)</u>	<u>Percentage Change</u>
Total Budget	\$ 1,774,658	\$ 2,011,426	\$ -	\$ 236,768	13.34%

PUBLIC WORKS - HIGHWAY AND STREET MAINTENANCE (410241)

Highway and Street Maintenance is a division of the Department of Public Works. This division is responsible for the maintenance of a transportation network that encompasses over 333 lane miles of streets throughout the City, 70 miles of sidewalk, over 95 miles of curb and gutter, and 38 drainage structures (bridges and box culverts).

FY 2024-25 Highway and Street Maintenance Budget Highlights

- The Highway and Street Maintenance budget has increased by \$445,300 primarily from the pay study, increased health insurance costs, street maintenance costs and capital outlay.
- Capital outlay includes \$409,4000 for a replacement asphalt patch truck and for construction of sidewalks gaps.
- Funding is also included for continued paving and bridge maintenance.

	<u>FY 2024 Adopted</u>	<u>FY 2025 Proposed</u>	<u>FY 2025 Adopted</u>	<u>Increase (Decrease)</u>	<u>Percentage Change</u>
Total Budget	\$ 4,985,944	\$ 5,431,274	\$ -	\$ 445,330	8.93%

PUBLIC WORKS - STREET LIGHTS (410441)

Street Lights are a budget division of the Department of Public Works. This division consists of funding to pay for the provision of street lighting throughout the City. This service is provided in conjunction with Harrisonburg Electric Commission (HEC). HEC provides installation and maintenance and is then reimbursed for this work through this division. In total the City has a network of over 3,200 street lights.

FY 2024-25 Street Lights Budget Highlights

- This budget has increased \$27,800 (5%) due to an increase in electrical costs.

	<u>FY 2024 Adopted</u>	<u>FY 2025 Proposed</u>	<u>FY 2025 Adopted</u>	<u>Increase (Decrease)</u>	<u>Percentage Change</u>
Total Budget	\$ 560,063	\$ 587,855	\$ -	\$ 27,792	4.96%

PUBLIC WORKS – SNOW AND ICE REMOVAL (410541)

Snow and Ice Removal is a division of the Department of Public Works. This division exists for funding purposes only. Department-wide equipment, staffing and operations charges are applied to this budget when the City is experiencing inclement weather conditions. There are no public works employees who work solely in snow and ice removal. Costs for this division include staffing, operations and maintenance costs, materials and supplies, equipment, contracted services, and insurance. More than 60 employees and nearly 30 pieces of snow removal equipment are used throughout the City during snow and ice events.

FY 2024-25 Snow and Ice Removal Budget Highlights

- The budget will essentially remain unchanged compared to the current year’s budget.
- Capital outlay funding is provided for one replacement salt spreader and one replacement dump bed.

	<u>FY 2024 Adopted</u>	<u>FY 2025 Proposed</u>	<u>FY 2025 Adopted</u>	<u>Increase (Decrease)</u>	<u>Percentage Change</u>
Total Budget	\$ 319,565	\$ 322,775	\$ -	\$ 3,210	1.00%

PUBLIC WORKS – TRAFFIC ENGINEERING (410741)

Traffic Engineering is a division of the Department of Public Works. This division is responsible for installation and maintenance of traffic signals. Currently there are 88 signalized intersections in the City. This division also maintains all the traffic control signals along the travel ways and provides installation and maintenance of all pavement markings (striping) for street and parking areas.

FY 2024-25 Traffic Engineering Budget Highlights

- This budget has increased \$794,500 as compared to the current fiscal year primarily due to the pay study, increased highway maintenance costs, two comprehensive studies and capital outlay.
- Included is full-year funding for a Transportation Planner position approved in the current year budget as a half-year new hire.
- Funding in the amount of \$300,000 is included for the Erickson Avenue/Pear Street/Mosby Road small area study and \$150,000 for an updated bicycle/pedestrian plan.
- Capital outlay includes \$386,500 for a replacement bucket truck, traffic management equipment, traffic signal communications upgrades and traffic signal battery replacements.

	<u>FY 2024 Adopted</u>	<u>FY 2025 Proposed</u>	<u>FY 2025 Adopted</u>	<u>Increase (Decrease)</u>	<u>Percentage Change</u>
Total Budget	\$ 1,846,439	\$ 2,640,940	\$ -	\$ 794,501	43.03%

PUBLIC WORKS – HIGHWAY & STREET BEAUTIFICATION (410841)

Highway and Street Beautification is a division of the Department of Public Works. This division is responsible for maintaining nearly 200 acres of public right of way (green space) that requires mowing and routine maintenance.

FY 2024-25 Highway and Street Beautification Budget Highlights

- This budget has increased approximately \$144,400 compared to the current budget primarily from the pay study, increased health insurance costs and capital outlay.
- Capital outlay includes \$45,250 for a replacement leaf collector and truck shed door openers.

	<u>FY 2024 Adopted</u>	<u>FY 2025 Proposed</u>	<u>FY 2025 Adopted</u>	<u>Increase (Decrease)</u>	<u>Percentage Change</u>
Total Budget	\$ 746,037	\$ 890,439	\$ -	\$ 144,402	19.36%

PUBLIC WORKS – DOWNTOWN PARKING MAINTENANCE (410941)

Downtown Parking Maintenance is a division of the Department of Public Works. This division is responsible for the maintenance of all city-owned downtown parking spaces including parking decks and parking lots.

FY 2024-25 Downtown Parking Maintenance Budget Highlights

- This budget has decreased by \$121,800 primarily due to capital outlay in the current year’s budget.

	<u>FY 2024 Adopted</u>	<u>FY 2025 Proposed</u>	<u>FY 2025 Adopted</u>	<u>Increase (Decrease)</u>	<u>Percentage Change</u>
Total Budget	\$ 265,844	\$ 144,089	\$ -	\$ (121,755)	-45.80%

PUBLIC WORKS – STREET AND ROAD CLEANING (420241)

Street and Road Cleaning is a division of the Department of Public Works. This division is responsible for all publicly maintained streets, parking lots, trails, and sidewalks. This division maintains two mechanical street sweepers for street cleaning and one smaller sweeper for cleaning downtown. Street cleaning also provides fall leaf collection for the City.

FY 2024-25 Street and Road Cleaning Budget Highlights

- This budget reflects a \$25,000 increase compared to the current year’s budget primarily from the pay study.

	<u>FY 2024 Adopted</u>	<u>FY 2025 Proposed</u>	<u>FY 2025 Adopted</u>	<u>Increase (Decrease)</u>	<u>Percentage Change</u>
Total Budget	\$ 421,932	\$ 446,929	\$ -	\$ 24,997	5.92%

GENERAL PROPERTIES (430241)

General Properties is a division of the Public Works Department. This division is primarily responsible for the care and maintenance of City Hall and other city-owned facilities as required. This department also includes utility costs and service contracts which include elevator maintenance, HVAC maintenance, and security systems for City Hall.

FY 2024-25 General Properties Budget Highlights

- The budget has decreased \$50,700 compared to the current year's budget.
- Funding in the amount of \$90,000 is provided for a continued Greenhouse Gas Inventory and City Building Energy Audit.

	<u>FY 2024 Adopted</u>	<u>FY 2025 Proposed</u>	<u>FY 2025 Adopted</u>	<u>Increase (Decrease)</u>	<u>Percentage Change</u>
Total Budget	\$ 609,334	\$ 558,620	\$ -	\$ (50,714)	-8.32%

SHELTER FACILITY (430641)

Shelter Facility is a division of the Public Works Department. This division is primarily responsible for the care and maintenance of the Homeless Services Center. This budget includes utility costs and service contracts which include elevator maintenance, HVAC maintenance, and security systems.

FY 2024-25 Shelter Facility Budget Highlights

- The Shelter Facility budget has decreased \$13,000 compared to the current year's budget primarily due to a reduction in various insurance costs.

	<u>FY 2024 Adopted</u>	<u>FY 2025 Proposed</u>	<u>FY 2025 Adopted</u>	<u>Increase (Decrease)</u>	<u>Percentage Change</u>
Total Budget	\$ 100,000	\$ 87,040	\$ -	\$ (12,960)	-12.96%

HEALTH DEPARTMENT (510111)

The Virginia Code requires every city and county to have a local health department. The local governing body may contract with the State Board of Health to administer the health services mandated by the Board. The state health commissioner appoints the local director. The director and staff are state employees. The contract specifies the amount of state and local funding to support the provision of required health services. Most Virginia cities and counties operate under this model, and most of these districts are regional. Harrisonburg is part of the Central Shenandoah Health District.

FY 2024-25 Health Department Budget Highlights

- The budget for the Health Department reflects an increase of approximately \$11,500. This reflects a general increase in operating costs for the City's share of the Health Department.

	<u>FY 2024 Adopted</u>	<u>FY 2025 Proposed</u>	<u>FY 2025 Adopted</u>	<u>Increase (Decrease)</u>	<u>Percentage Change</u>
Total Budget	\$ 313,410	\$ 324,870	\$ -	\$ 11,460	3.66%

COMMUNITY SERVICES BOARD (520511)

Community Services Boards (CSBs) or Behavioral Health Authorities (BHAs) carry out a system of community-based services, collectively known as behavioral health services (mental health, mental retardation, and substance abuse services) that are mandated by the Commonwealth. A CSB may serve one locality or a combination of localities. Harrisonburg and Rockingham County share a CSB. The local CSB operates independently of the City and County but receives funding from both. Both City Council and the Board of Supervisors appoint CSB board members. CSB funding comes from a combination of federal, state, and local funds. Funding amounts are established through an annual performance contract between the localities, the CSB and the Commonwealth.

FY 2024-25 Community Services Board Budget Highlights

- The budget for the Community Services Board has increased \$78,600 compared to the current year’s budget primarily due to an increase in personnel costs.
- Debt service for the CSB’s new facilities project in the amount of \$486,100 is included within the city’s Debt Service budget department. The CSB reimburses the City approximately \$162,000 for the debt service payment.

	<u>FY 2024 Adopted</u>	<u>FY 2025 Proposed</u>	<u>FY 2025 Adopted</u>	<u>Increase (Decrease)</u>	<u>Percentage Change</u>
Total Budget	\$ 1,185,773	\$ 1,264,332	\$ -	\$ 78,559	6.63%

TAX RELIEF FOR THE ELDERLY & DISABLED VETERANS (530611)

Virginia law allows for localities to grant real estate and personal property tax relief to the elderly (at least 65 years old) and disabled veterans. An application must be submitted annually to the Commissioner of Revenue to claim the exemption. The Treasurer is required to enclose a written notice, in each real estate tax bill, of the terms and conditions of tax exemption and employ any other reasonable means necessary to notify residents of the tax exemption program.

FY 2024-25 Tax Relief for the Elderly & Disabled Veterans Budget Highlights

- The budget for Tax Relief has increased \$20,000 compared to the current budget based on the projected cost of the current programs.

	<u>FY 2024 Adopted</u>	<u>FY 2025 Proposed</u>	<u>FY 2025 Adopted</u>	<u>Increase (Decrease)</u>	<u>Percentage Change</u>
Total Budget	\$ 260,000	\$ 280,000	\$ -	\$ 20,000	7.69%

PARKS AND RECREATION – ADMINISTRATION (710171)

The Parks and Recreation Administration provides leadership, development of short and long-range goals and plans as well as department logistics such as payroll and payment of obligations. Administration also assists with individual program areas and divisions across the department.

FY 2024-25 Parks and Recreation Administration Budget Highlights

- The budget has increased \$125,200 primarily from the pay study and an increase in service contracts.
- Capital outlay includes \$22,725 for computer and other miscellaneous equipment replacements.

	<u>FY 2024 Adopted</u>	<u>FY 2025 Proposed</u>	<u>FY 2025 Adopted</u>	<u>Increase (Decrease)</u>	<u>Percentage Change</u>
Total Budget	\$ 774,390	\$ 899,609	\$ -	\$ 125,219	16.17%

PARKS AND RECREATION – PARK MAINTENANCE (710271)

The Park Maintenance division provides a comprehensive program of park and facility maintenance services in a clean and safe manner for the maximum use and enjoyment of the community. The division maintains over 363 acres that include 20 parks and facilities, seven playgrounds, 27 picnic shelters, seven outdoor restroom facilities, various athletic fields, a 21-hole disc golf course, four pickleball courts, two Futsal courts and over six miles of fitness trails.

FY 2024-25 Park Maintenance Budget Highlights

- The Parks Maintenance division’s budget has increased \$318,700 primarily due to the pay study, new personnel costs and capital outlay.
- Funding is included for an additional full-time Park Technician position.
- Capital outlay includes \$99,534 for a replacement mower, wood fiber ground cover at various playgrounds, building and grounds at the Park View facility and sidewalks at the Smithland Road Soccer Complex.

	<u>FY 2024 Adopted</u>	<u>FY 2025 Proposed</u>	<u>FY 2025 Adopted</u>	<u>Increase (Decrease)</u>	<u>Percentage Change</u>
Total Budget	\$ 1,425,610	\$ 1,744,317	\$ -	\$ 318,707	22.36%

PARKS AND RECREATION – FIELD MAINTENANCE (710371)

The Field Maintenance division provides a comprehensive program of field and turf maintenance services in accordance with established standards and best practices for parks and recreational facilities. The goal of this division is to ensure safety and the playability of turf fields as well as their sustainability in the face of increased usage and to enhance their attractiveness for potential tournament play. Efforts are focused on athletic facilities at Purcell Park, Ralph Sampson Park, Ramblewood Park and the Smithland Road Sports Complex.

FY 2024-25 Field Maintenance Budget Highlights

- The Field Maintenance division budget has increased \$72,100 primarily from the pay study and increased health insurance costs.

	<u>FY 2024 Adopted</u>	<u>FY 2025 Proposed</u>	<u>FY 2025 Adopted</u>	<u>Increase (Decrease)</u>	<u>Percentage Change</u>
Total Budget	\$ 396,807	\$ 468,955	\$ -	\$ 72,148	18.18%

PARKS AND RECREATION – COMMUNITY ACTIVITY CENTER (710471)

This division includes the Community Activity Center (CAC) which provides facility management that includes facility rentals, open gym usage, fitness center usage, special events and supporting the Recreation and Athletic divisions in their programming efforts.

FY 2024-25 Community Activity Center – Budget Highlights

- The Recreation Center division budget has increased \$94,700 primarily from the pay study and capital outlay.
- Capital outlay includes \$16,000 for wall padding in the gym and replacing the entrance ramp columns.

	<u>FY 2024 Adopted</u>	<u>FY 2025 Proposed</u>	<u>FY 2025 Adopted</u>	<u>Increase (Decrease)</u>	<u>Percentage Change</u>
Total Budget	\$ 478,198	\$ 572,947	\$ -	\$ 94,749	19.81%

PARKS AND RECREATION – SPECIAL EVENTS AND PROGRAMS (710571)

The Special Events and Programs division provides proactive and implementation of year-round comprehensive recreation programs for the community. These programs include youth and childcare programs, adult and senior programs, fitness training and exercise programs, special needs programs, special events, and dance programs. Also supports other division programs as well as special events coordinated by the Parks & Recreation Department.

FY 2024-25 Special Events and Programs – Budget Highlights

- The Special Events and Programs division budget has increased \$225,800 compared to the current budget primarily from the pay study, increased health insurance costs and the transfer of personnel costs from other departments.

	<u>FY 2024 Adopted</u>	<u>FY 2025 Proposed</u>	<u>FY 2025 Adopted</u>	<u>Increase (Decrease)</u>	<u>Percentage Change</u>
Total Budget	\$ 586,951	\$ 812,713	\$ -	\$ 225,762	38.46%

PARKS AND RECREATION – SIMMS RECREATION CENTER (710671)

The Simms Recreation Center provides recreational programs that include a gymnasium, weight training and fitness area, facility rentals, and special events programs.

The Simms Center also houses the Boys and Girls Club, and the ARC/Op-Shop, providing administrative space for the programs and defined recreation program areas.

FY 2024-25 Simms Recreation Center Budget Highlights

- The Simms Recreation Center division budget has increased \$26,400 compared to the current budget primarily from the pay study.
- Capital outlay includes \$2,750 for building cameras.

	<u>FY 2024 Adopted</u>	<u>FY 2025 Proposed</u>	<u>FY 2025 Adopted</u>	<u>Increase (Decrease)</u>	<u>Percentage Change</u>
Total Budget	\$ 529,213	\$ 555,661	\$ -	\$ 26,448	5.00%

PARKS AND RECREATION – WESTOVER POOL (710771)

The Westover Pool provides a year-round comprehensive aquatic program for the community including High School swim meets and community swim team meets, open swim, and special events and programs.

FY 2024-25 Westover Pool Budget Highlights

- The Westover Pool division budget has increased \$245,500 primarily from the pay study, increased utility costs and maintenance and repair of various pool equipment.

	<u>FY 2024 Adopted</u>	<u>FY 2025 Proposed</u>	<u>FY 2025 Adopted</u>	<u>Increase (Decrease)</u>	<u>Percentage Change</u>
Total Budget	\$ 683,489	\$ 929,021	\$ -	\$ 245,532	35.92%

PARKS AND RECREATION – ATHLETICS (710871)

The Athletics division provides management and implementation of youth and adult athletic programs and camps. It also provides assistance in the management of athletic facilities.

FY 2024-25 Athletics – Budget Highlights

- The Athletics division budget has increased \$183,400 primarily from the pay study, increased health insurance costs, athletic supplies and capital outlay.
- Included is full-year funding for an Athletics Program Supervisor position approved in the current year budget as a half-year new hire.
- Capital outlay includes \$45,000 for the purchase of a staff vehicle.

	<u>FY 2024 Adopted</u>	<u>FY 2025 Proposed</u>	<u>FY 2025 Adopted</u>	<u>Increase (Decrease)</u>	<u>Percentage Change</u>
Total Budget	\$ 449,283	\$ 632,685	\$ -	\$ 183,402	40.82%

PARKS AND RECREATION – GOLF COURSE (730171)

The Golf Course division manages the day-to-day operations of the City’s 18-hole golf course. The clubhouse provides exceptional customer service, promotes the golf course and its amenities, cleans and stages golf carts, supervises the pace of play and player conduct, pro-shop operations, marketing and organization of leagues, tournaments, and events. In addition, the grounds crew implements best practices in the care and condition of the golf course, including turf health, overall course conditions and equipment maintenance. Activities specific to turf health include aeration, top dressing, and soil conditioning.

FY 2024-25 Golf Course Budget Highlights

- The Golf Course division budget has increased \$253,000 compared to the current budget primarily from the pay study and capital outlay.
- This budget combines the previously separate Clubhouse and Grounds division into one budget department.
- Capital outlay includes \$108,500 for the replacement of a bridge and driving range equipment.

	<u>FY 2024 Adopted</u>	<u>FY 2025 Proposed</u>	<u>FY 2025 Adopted</u>	<u>Increase (Decrease)</u>	<u>Percentage Change</u>
Total Budget	\$ 910,748	\$ 1,163,760	\$ -	\$ 253,012	27.78%

REGIONAL LIBRARY (750511)

The Regional Library budget provides funding for the City's costs associated with the Massanutten Regional Library (MRL). In addition to the city, MRL serves the Counties of Rockingham and Page.

FY 2024-25 Regional Library Budget Highlights

- This budget shows an increase of \$64,400 (10.4%).

	<u>FY 2024 Adopted</u>	<u>FY 2025 Proposed</u>	<u>FY 2025 Adopted</u>	<u>Increase (Decrease)</u>	<u>Percentage Change</u>
Total Budget	\$ 618,663	\$ 683,096	\$ -	\$ 64,433	10.41%

PLANNING AND ZONING (810121 and 810221)

Planning and Zoning are divisions of the Department of Planning and Community Development. These divisions are directly responsible for maintaining the City’s Comprehensive Plan and, in general, propose, facilitate, and provide recommendations for land use policies that reflect the long-range goals of the City. They implement the Comprehensive Plan by drafting, enforcing, and revising the City’s Subdivision, Zoning, and Sign Ordinances. Among other duties, they coordinate the review of property subdivisions, rezonings, special use permits, street and alley closings, and other miscellaneous development processes that are ultimately reviewed by City Council. Personnel within the divisions also provide direct support to Planning Commission and the Board of Zoning Appeals.

FY 2024-25 Planning and Zoning Budget Highlights

- The Planning budget has increased \$137,400 compared to the current budget primarily from the pay study and capital outlay.
- Included is full-year funding for a Planner position approved in the current year budget as a half-year new hire.
- Capital outlay includes \$52,000 for a replacement staff vehicle and replacement computers.

	<u>FY 2024 Adopted</u>	<u>FY 2025 Proposed</u>	<u>FY 2025 Adopted</u>	<u>Increase (Decrease)</u>	<u>Percentage Change</u>
Total Budget	\$ 326,031	\$ 463,466	\$ -	\$ 137,435	42.15%

- The Zoning budget has increased approximately \$36,900 compared to the current budget primarily from the pay study.

	<u>FY 2024 Adopted</u>	<u>FY 2025 Proposed</u>	<u>FY 2025 Adopted</u>	<u>Increase (Decrease)</u>	<u>Percentage Change</u>
Total Budget	\$ 317,639	\$ 354,522	\$ -	\$ 36,883	11.61%

BOARD OF ZONING APPEALS (810421)

The Board of Zoning Appeals (BZA) members are appointed by the Circuit Court and serve five-year terms; one member of the Planning Commission serves on this Board. The BZA is a quasi-judicial board and has the following powers:

- to hear and decide appeals to the decisions of the Zoning Administrator in the application of the Zoning Ordinance;
- to authorize upon request in specific cases a variance from the Zoning Ordinance;
- to hear and decide applications for the interpretation of the zoning district map, where there is a question as to the location of a district boundary;
- to determine, in cases of uncertainty, of the district classification of any use not specifically named in the Zoning Ordinance, provided the use is in keeping with uses specifically permitted in the district in which the use is to be classified.

This budget division funds minimal part-time salaries and wages to Board members (they are only paid if the Board needs to hold hearings), advertising costs and training and travel costs.

FY 2024-25 Board of Zoning Appeals Budget Highlights

- Funding includes ongoing training for BZA members.

	<u>FY 2024 Adopted</u>	<u>FY 2025 Proposed</u>	<u>FY 2025 Adopted</u>	<u>Increase (Decrease)</u>	<u>Percentage Change</u>
Total Budget	\$ 5,761	\$ 5,761	\$ -	\$ -	0.00%

ECONOMIC DEVELOPMENT (810521 and 810821)

The Economic Development Department is engaged in activities intended to improve the City’s economy and foster a better quality of life for citizens. The Department consists of Economic Development and the Tourism and Visitor’s Services division. Responsibilities of the Economic Development Department include:

- Attraction of new jobs
- Creation of new tax revenues
- Revitalization of blighted areas
- Attraction/retention of business and industry
- Workforce development
- Attraction of new shopping opportunities
- Development of tourist attractions
- Visitor’s Services

FY 2024-25 Economic Development Budget Highlights

- The Economic Development budget has increased \$31,400 compared to the current year’s budget primarily from the pay study.
- Funding is included for the Property Rehabilitation Tax Relief Program (\$144,315) and various developer incentive grants (\$75,000).

	<u>FY 2024 Adopted</u>	<u>FY 2025 Proposed</u>	<u>FY 2025 Adopted</u>	<u>Increase (Decrease)</u>	<u>Percentage Change</u>
Total Budget	\$ 731,974	\$ 763,417	\$ -	\$ 31,443	4.30%

- The Tourism and Visitor’s Services division budget has increased \$47,300 compared to the current year’s budget primarily from the pay study.
- Capital outlay includes \$12,800 for miscellaneous repairs to the Hardesty-Higgins House and computers.

	<u>FY 2024 Adopted</u>	<u>FY 2025 Proposed</u>	<u>FY 2025 Adopted</u>	<u>Increase (Decrease)</u>	<u>Percentage Change</u>
Total Budget	\$ 520,743	\$ 568,004	\$ -	\$ 47,261	9.08%

BLACKS RUN GREENWAY (820241)

The Blacks Run Greenway is a division of the Public Works department. The primary purpose is to help facilitate the clean-up and beautification of Blacks Run including removal of trash, debris, overgrowth and other pollutants, planting of low-maintenance perennial native plants to aid in the prevention of erosion and directing volunteer cleanup activities.

FY 2024-25 Blacks Run Greenway – Budget Highlights

- The Blacks Run Greenway budget has increased \$5,600 (5.2%) primarily from the pay study.
- Capital outlay includes \$5,000 for landscape improvements.
- Approximately 40% of this budget is supported by a Zane Showker Foundation grant.

	<u>FY 2024 Adopted</u>	<u>FY 2025 Proposed</u>	<u>FY 2025 Adopted</u>	<u>Increase (Decrease)</u>	<u>Percentage Change</u>
Total Budget	\$ 108,571	\$ 114,217	\$ -	\$ 5,646	5.20%

CONTRIBUTIONS (910411)

The Contributions budget is a listing of non-city, non-departmental entities to which the City makes annual contributions. Some of the entities listed, including Central Shenandoah Planning District Commission, Blue Ridge Community College, and Shenandoah Valley Regional Airport, are considered non-discretionary, meaning there are statutory or contractual obligations in place for them. For some of the other entities listed, there is no legal obligation on the part of Council to provide funding.

FY 2024-25 Contributions Budget Highlights

- An increase of approximately \$147,600 (17.2%) is proposed for this budget primarily from \$100,000 of funding to be used for the operations of the Homeless Services Center and \$40,000 for a water fee waiver pilot program for affordable housing purposes.
- 42 outside organizations applied with requests totaling \$807,851. A total of \$400,000 was allotted to these discretionary outside agencies using the recommendations from the current community contributions process.

		<u>FY 2024 Adopted</u>		<u>FY 2025 Proposed</u>		<u>FY 2025 Adopted</u>		<u>Increase (Decrease)</u>		<u>Percentage Change</u>
Total Budget	\$	856,808	\$	1,004,359	\$	-	\$	147,551		17.22%

JOINT OPERATIONS (910511)

Joint Operations includes City-County jointly funded services which include costs for the Sheriff's Office, Harrisonburg-Rockingham Jail, Circuit Court, General District Court, Commonwealth Attorney's Office, Circuit Court Clerk's Office, Court Services Office, Social Services District, and Children Services Act (CSA) Office.

FY 2024-25 Joint Operations Budget Highlights

- The budget for Joint Operations reflects an increase of \$1.2 million (10.5%) compared to the current budget.
- Contributions for social services and the children's services act costs will increase \$520,070.
- Contributions for shared services for jail and courts will increase \$686,600 due to an increase in personnel costs and maintenance and repairs to various mechanical equipment.

	<u>FY 2024 Adopted</u>	<u>FY 2025 Proposed</u>	<u>FY 2025 Adopted</u>	<u>Increase (Decrease)</u>	<u>Percentage Change</u>
Total Budget	\$ 11,480,800	\$ 12,687,470	\$ -	\$ 1,206,670	10.51%

CONFERENCE CENTER (910811)

The Conference Center budgets the tax revenue generated from the Hotel Madison and the Shenandoah Valley Conference Center that is required to be paid to the JMU Foundation based on an agreement between the City, the JMU Foundation and the Harrisonburg Economic Development Authority.

FY 2024-25 Conference Center Budget Highlights

- The budget of \$1.2 million remains unchanged compared to the current budget.

	<u>FY 2024 Adopted</u>	<u>FY 2025 Proposed</u>	<u>FY 2025 Adopted</u>	<u>Increase (Decrease)</u>	<u>Percentage Change</u>
Total Budget	\$ 1,200,000	\$ 1,200,000	\$ -	\$ -	0.00%

RESERVE FOR CONTINGENCIES (940111)

Reserve for Contingencies is funding set aside in each annual budget for unexpected expenditures that may occur during the fiscal year. The funding appropriated for this budget item represents less than one percent of the total amount of the General Fund budget.

FY 2024-25 Budget Highlights

- This budget includes \$325,000 as a contingency for unexpected costs that may arise during the fiscal year.
- Funding in the amount of approximately \$1.1 million is provided for a 3% salary increase.

	<u>FY 2024 Adopted</u>	<u>FY 2025 Proposed</u>	<u>FY 2025 Adopted</u>	<u>Increase (Decrease)</u>	<u>Percentage Change</u>
Total Budget	\$ 4,387,200	\$ 1,447,870	\$ -	\$ (2,939,330)	-67.00%

DEBT SERVICE (980142)

The Debt Service budget item provides funding to service the City’s General Fund bonded indebtedness and capital lease obligations. The funding appropriated for this budget item currently represents 13% of General Fund budget expenditures. City’s Financial Management Policies impose a 15% limitation on the amount of the General Fund budget that can be dedicated to debt service.

FY 2024-25 Debt Service Budget Highlights

- The debt service budget shows a net increase of approximately \$79,500 compared to the current budget.
- Due to changes to financial reporting standards, the Debt Service budget accounts for certain subscription-based information technology contracts as debt service. In previous year’s budgets, these payments were budgeted in department operating budgets. These payments include a several contracts previously budgeted in the Information Technology budget.

		<u>FY 2024 Adopted</u>		<u>FY 2025 Proposed</u>		<u>FY 2025 Adopted</u>		<u>Increase (Decrease)</u>		<u>Percentage Change</u>
Total Budget	\$	20,482,807	\$	20,562,270	\$	-	\$	79,463		0.39%

TRANSFERS (990111)

Transfers represent funds that are appropriated to other funds in support of the operations of those funds. Funding includes transfers to the Emergency Communications Center Fund, General Capital Projects Fund, School Capital Projects Fund, Public Transportation Fund and School Fund.

FY 2024-25 Transfers Budget Highlights

- The budget for Transfers reflects an overall increase of \$9.2 million.
- The transfer to the School Fund has increased \$6.6 million to \$48,931,357. This represents approximately 28.3% of the total General Fund budget.
- Funding to the General Capital Projects Fund has increased \$1.6 million. Total funding in the amount of \$9.9 million is provided for the Municipal Building renovation project, additional funding for an ARPA contingency, the city’s share of the purchase of a building for future court expansion, the replacement of a culvert on South Avenue, a new pool dome and the replacement of the restroom at Morrison Park.
- Funding in the amount of \$520,000 is provided for costs associated with the Massanutten Vocational Technical Center renovation project.
- Funding to the Harrisonburg-Rockingham Emergency Communications Center has increased by \$139,600 primarily from an increase in operating costs and capital outlay.
- Funding to the Public Transportation Fund has increased by \$250,000.

		<u>FY 2024 Adopted</u>		<u>FY 2025 Proposed</u>		<u>FY 2025 Adopted</u>		<u>Increase (Decrease)</u>	<u>Percentage Change</u>
Total Budget	\$	54,759,237	\$	63,949,547	\$	-	\$	9,190,310	16.78%

**OTHER FUNDS
REVENUES AND EXPENDITURES**

SCHOOL FUND

School funding (which includes school bus operations) represents the largest single expenditure in the city's General Fund budget. The proposed School Fund budget is \$4 million (3.5%) more than the fiscal year 2024 budget. The School Fund budget includes an additional \$6.6 million in funding from the City to the School Board bringing total funding to \$48.9 million. Based on this proposed funding, the transfer to the School Board represents approximately 28.3% of the General Fund budget. In addition to the direct school funding transfer, current debt service expenditures paid from the General Fund for school facilities total approximately \$13.6 million bringing total school related funding to approximately 36.2% of the total General Fund budget.

Revenue

	FY 2024 Adopted	FY 2025 Proposed	FY 2025 Adopted	Increase (Decrease)	Percentage Change
Charges for services	\$ 478,542	\$ 478,542	\$ -	\$ -	0.00%
State revenue	62,054,181	65,216,189	-	3,162,008	5.10%
Federal revenue	9,568,588	3,790,869	-	(5,777,719)	-60.38%
Transfers in	42,267,782	48,931,357	-	6,663,575	15.77%
Total	\$ 114,369,093	\$ 118,416,957	\$ -	\$ 4,047,864	3.54%

Expenditures

	FY 2024 Adopted	FY 2025 Proposed	FY 2025 Adopted	Increase (Decrease)	Percentage Change
Instruction	\$ 84,840,879	\$ 89,981,686	\$ -	\$ 5,140,807	6.06%
Administration	6,385,932	6,927,844	-	541,912	8.49%
Pupil transportation	5,938,229	6,407,802	-	469,573	7.91%
Operations/maint.	7,889,293	8,708,459	-	819,166	10.38%
Debt service	234,679	196,860	-	(37,819)	-16.12%
Technology	6,080,081	6,194,306	-	114,225	1.88%
Transfers	3,000,000	-	-	(3,000,000)	-100.00%
Total	\$ 114,369,093	\$ 118,416,957	\$ -	\$ 4,047,864	3.54%

SCHOOL NUTRITION FUND

This fund’s budget of \$6.45 million has increased \$454,601 (7.6%) compared to the current year budget.

Revenue

	<u>FY 2024 Adopted</u>	<u>FY 2025 Proposed</u>	<u>FY 2025 Adopted</u>	<u>Increase (Decrease)</u>	<u>Percentage Change</u>
Fund balance	\$ 438,426	\$ 513,452	\$ -	\$ 75,026	17.11%
Charges for services	141,000	270,000	-	129,000	91.49%
State revenue	185,000	205,000	-	20,000	10.81%
Federal revenue	<u>5,235,000</u>	<u>5,465,575</u>	-	<u>230,575</u>	<u>4.40%</u>
Total	<u>\$ 5,999,426</u>	<u>\$ 6,454,027</u>	<u>\$ -</u>	<u>\$ 454,601</u>	<u>7.58%</u>

Expenditures

	<u>FY 2024 Adopted</u>	<u>FY 2025 Proposed</u>	<u>FY 2025 Adopted</u>	<u>Increase (Decrease)</u>	<u>Percentage Change</u>
Food service	\$ 5,969,426	\$ 6,413,027	\$ -	\$ 443,601	7.43%
Technology	<u>30,000</u>	<u>41,000</u>	-	<u>11,000</u>	<u>36.67%</u>
Total	<u>\$ 5,999,426</u>	<u>\$ 6,454,027</u>	<u>\$ -</u>	<u>\$ 454,601</u>	<u>7.58%</u>

EMERGENCY COMMUNICATIONS CENTER FUND

The Emergency Communications Center (ECC) Fund is a joint venture with Rockingham County. The ECC is responsible for operating the joint emergency dispatch center, the joint radio system and the joint CAD/DMS system.

The budget for the ECC Fund has increased \$46,710 (0.5%) from the current year’s budget. Additional funding from both the City and Rockingham County is provided as well as funding from James Madison University for its share of the CAD operational costs.

Capital outlay includes \$95,000 for radio cache portable radio replacements which are funded through grants and \$193,000 for other technology upgrades. No capital project funding is proposed.

Revenue

	FY 2024 Adopted	FY 2025 Proposed	FY 2025 Adopted	Increase (Decrease)	Percentage Change
Fund balance	\$ 690,000	\$ -	\$ -	\$ (690,000)	-100.00%
Investment revenue	240,000	270,000	-	30,000	12.50%
Reimb-R'ham County	3,791,455	3,931,060	-	139,605	3.68%
Recovered costs	553,500	959,500	-	406,000	73.35%
State revenue	693,000	714,500	-	21,500	3.10%
Federal revenue	90,000	90,000	-	-	0.00%
Transfers in	3,791,455	3,931,060	-	139,605	3.68%
Total	\$ 9,849,410	\$ 9,896,120	\$ -	\$ 46,710	0.47%

Expenditures

	FY 2024 Adopted	FY 2025 Proposed	FY 2025 Adopted	Increase (Decrease)	Percentage Change
ECC	\$ 8,092,174	\$ 8,435,308	\$ -	\$ 343,134	4.24%
CAD	1,051,882	1,353,026	-	301,144	28.63%
Debt service	105,354	107,786	-	2,432	2.31%
Transfers out	600,000	-	-	(600,000)	-100.00%
Total	\$ 9,849,410	\$ 9,896,120	\$ -	\$ 46,710	0.47%

COMMUNITY DEVELOPMENT BLOCK GRANT FUND

The Community Development Block Grant Fund accounts for the administration of the Community Development Block Grant funding that the City receives from the federal government. The total budget for this fund is \$500,000 which is a decrease of \$6,946 from the current year’s original budget.

Revenue

	<u>FY 2024 Adopted</u>	<u>FY 2025 Proposed</u>	<u>FY 2025 Adopted</u>	<u>Increase (Decrease)</u>	<u>Percentage Change</u>
Federal revenue	\$ 506,946	\$ 500,000	\$ -	\$ (6,946)	-1.37%
Total	<u>\$ 506,946</u>	<u>\$ 500,000</u>	<u>\$ -</u>	<u>\$ (6,946)</u>	<u>-1.37%</u>

Expenditures

	<u>FY 2024 Adopted</u>	<u>FY 2025 Proposed</u>	<u>FY 2025 Adopted</u>	<u>Increase (Decrease)</u>	<u>Percentage Change</u>
Total budget	\$ 506,946	\$ 500,000	\$ -	\$ (6,946)	-1.37%
Total	<u>\$ 506,946</u>	<u>\$ 500,000</u>	<u>\$ -</u>	<u>\$ (6,946)</u>	<u>-1.37%</u>

SCHOOL TRANSPORTATION FUND

The budget for the School Transportation Fund has increased \$490,256 (7.8%) from the current year’s original budget. The increase is primarily from an increase in capital outlay. Funding is almost entirely provided by the School Fund. Fund balance in the amount of \$700,000 is being used to fund the purchase of the five school buses.

The proposed budget reflects an additional Dispatcher position and increasing bus maintenance costs. Capital outlay includes \$1,000,000 for five new school buses including a new school activity bus.

Revenue

	FY 2024 Adopted	FY 2025 Proposed	FY 2025 Adopted	Increase (Decrease)	Percentage Change
Fund balance	\$ 600,000	\$ 700,000	\$ -	\$ 100,000	16.67%
Investment revenue	19,760	25,000	-	5,240	26.52%
Charges for services	5,621,963	6,006,979	-	385,016	6.85%
Miscellaneous	15,000	15,000	-	-	0.00%
Total	\$ 6,256,723	\$ 6,746,979	\$ -	\$ 490,256	7.84%

Expenditures

	FY 2024 Adopted	FY 2025 Proposed	FY 2025 Adopted	Increase (Decrease)	Percentage Change
School buses	\$ 5,415,839	\$ 5,806,674	\$ -	\$ 390,835	7.22%
Field trips/charters	210,793	245,595	-	34,802	16.51%
Administration	630,091	694,710	-	64,619	10.26%
Total	\$ 6,256,723	\$ 6,746,979	\$ -	\$ 490,256	7.84%

GENERAL CAPITAL PROJECTS FUND

Proposed expenditures in the General Capital Projects Fund for fiscal year 2025 total \$20.9 million. Proposed project funding includes \$5 million for renovations to the old municipal building, \$1.65 million for the city’s share of the purchase of a building for future court expansion, \$1.5 million as a contingency for remaining ARPA projects, \$575,000 for a new pool dome, \$300,000 to replace the restroom at Morrison Park, \$250,000 to place solar panels on the Turner Pavilion and \$19.6 million for a number of Public Works projects. The Public Works projects are supported by approximately \$18.8 million in Federal revenue.

Revenue

	FY 2024 <u>Adopted</u>	FY 2025 <u>Proposed</u>	FY 2025 <u>Adopted</u>	Increase (Decrease)	Percentage Change
Recovered costs	\$ -	\$ 69,430	\$ -	\$ 69,430	0.00%
Federal revenue	-	18,909,905	-	18,909,905	0.00%
Transfers in	<u>8,300,000</u>	<u>9,907,130</u>	-	<u>1,607,130</u>	<u>19.36%</u>
Total	<u>\$ 8,300,000</u>	<u>\$ 28,886,465</u>	<u>\$ -</u>	<u>\$ 20,586,465</u>	<u>248.03%</u>

Expenditures

	FY 2024 <u>Adopted</u>	FY 2025 <u>Proposed</u>	FY 2025 <u>Adopted</u>	Increase (Decrease)	Percentage Change
Municipal bldg	\$ 5,000,000	\$ 5,000,000	\$ -	\$ -	0.00%
Jail/Courts HVAC	450,000	-	-	(450,000)	-100.00%
Shelter	2,500,000	-	-	(2,500,000)	-100.00%
Courts expansion	-	1,650,000	-	1,650,000	0.00%
ARPA contingency	-	1,500,000	-	1,500,000	0.00%
Port Republic Rd	350,000	69,430	-	(280,570)	-80.16%
Farmers market pav	-	250,000	-	250,000	0.00%
Culvert replacement	-	750,000	-	750,000	0.00%
S. Main St._Exit 243	-	12,903,569	-	12,903,569	0.00%
N. Main St. sidewalks	-	5,888,466	-	5,888,466	0.00%
Park restrooms	-	300,000	-	300,000	0.00%
Pool dome	-	575,000	-	575,000	0.00%
Total	<u>\$ 8,300,000</u>	<u>\$ 28,886,465</u>	<u>\$ -</u>	<u>\$ 20,586,465</u>	<u>248.03%</u>

WATER FUND

The Water Fund budget has increased \$2 million (15.1%) from the current year's original budget. A \$0.22/1000 gallons (5.5%) rate increase is being proposed. The additional funds will primarily be used to fund ongoing asset replacements of aging infrastructure. Charges for services are estimated to increase \$620,000 (5.7%). Fund balance in the amount of \$1.3 million is being used to fund various capital projects.

One new full-time Water Treatment Plant Operator position is proposed. Capital outlay includes \$504,000 for a replacement dump truck, replacement pickup trucks, computers, various small equipment and the installation of service lines.

The Water Capital Projects Fund's budget includes \$1.25 million in funding for transmission/distribution asset replacements, \$571,050 for the western raw waterline project, \$300,000 for the western potable water projects, \$250,000 in additional funding for the eastern source water supply project and \$427,439 in funding for other various repairs and replacements to existing infrastructure.

Revenue

	FY 2024 Adopted	FY 2025 Proposed	FY 2025 Adopted	Increase (Decrease)	Percentage Change
Fund balance	\$ 242,080	\$ 1,300,000	\$ -	\$ 1,057,920	437.01%
Permits and fees	100,000	200,000	-	100,000	100.00%
Investment revenue	175,000	375,000	-	200,000	114.29%
Charges for services	10,870,000	11,490,000	-	620,000	5.70%
Miscellaneous	5,000	5,000	-	-	0.00%
Recovered costs	100,000	100,000	-	-	0.00%
Intrafund transfers	1,831,800	1,871,700	-	39,900	2.18%
Total	\$ 13,323,880	\$ 15,341,700	\$ -	\$ 2,017,820	15.14%

Expenditures

	FY 2024 Adopted	FY 2025 Proposed	FY 2025 Adopted	Increase (Decrease)	Percentage Change
Administration	\$ 873,245	\$ 950,023	\$ -	\$ 76,778	8.79%
Pumping, storage	891,495	929,122	-	37,627	4.22%
Transmission/distrib	1,094,052	1,165,867	-	71,815	6.56%
Utility billing	620,129	685,482	-	65,353	10.54%
Miscellaneous	2,752,350	2,703,750	-	(48,600)	-1.77%
Purification	1,570,558	1,856,143	-	285,585	18.18%
Capital outlay	154,000	504,000	-	350,000	227.27%
Debt service	2,662,786	2,656,411	-	(6,375)	-0.24%
Transfers out	2,705,265	3,890,902	-	1,185,637	43.83%
Total	\$ 13,323,880	\$ 15,341,700	\$ -	\$ 2,017,820	15.14%

SEWER FUND

The Sewer Fund budget has increased \$628,770 (4.1%) from the current year's original budget. An \$0.18/1000 gallons (2.9%) rate increase is being proposed. The additional funds will primarily be used to fund projects at the Harrisonburg-Rockingham Regional Sewer Authority and ongoing asset replacements of aging infrastructure. Charges for services are estimated to remain flat. Fund balance in the amount of \$1.3 million is being used to fund various capital projects.

No new positions are proposed. Capital outlay includes \$472,000 for a replacement dump truck, replacement pickup trucks, the replacement of utility vehicles, the replacement of computers and various small equipment, and the installation of service lines.

The Sewer Capital Projects Fund's budget includes \$600,000 in funding for collection/transmission asset replacements, \$200,000 for the Blacks Run interceptor, and \$504,998 in funding for other various repairs and replacements to existing infrastructure.

Revenue

	FY 2023 Adopted	FY 2024 Proposed	FY 2024 Adopted	Increase (Decrease)	Percentage Change
Fund balance	\$ 880,120	\$ 1,300,000	\$ -	\$ 419,880	47.71%
Permits and fees	110,000	200,000	-	90,000	81.82%
Investment revenue	125,000	250,000	-	125,000	100.00%
Charges for services	12,925,000	12,927,590	-	2,590	0.02%
Miscellaneous	5,000	5,000	-	-	0.00%
Recovered costs	60,000	60,000	-	-	0.00%
Intrafund transfers	1,155,300	1,146,600	-	(8,700)	-0.75%
Total	\$ 15,260,420	\$ 15,889,190	\$ -	\$ 628,770	4.12%

Expenditures

	FY 2024 Adopted	FY 2025 Proposed	FY 2025 Adopted	Increase (Decrease)	Percentage Change
Administration	\$ 930,335	\$ 1,001,673	\$ -	\$ 71,338	7.67%
Treatment/disposal	4,860,000	5,142,370	-	282,370	5.81%
Collection/transm	1,235,221	1,314,885	-	79,664	6.45%
Miscellaneous	1,799,050	1,730,000	-	(69,050)	-3.84%
Utility billing	662,069	784,516	-	122,447	18.49%
Pumping/monitoring	441,266	465,969	-	24,703	5.60%
Capital outlay	577,000	472,000	-	(105,000)	-18.20%
Debt service	2,700,000	2,693,040	-	(6,960)	-0.26%
Transfers out	2,055,479	2,284,737	-	229,258	11.15%
Total	\$ 15,260,420	\$ 15,889,190	\$ -	\$ 628,770	4.12%

PUBLIC TRANSPORTATION FUND

The Public Transportation Fund budget has increased \$4.3 million (44.7%) from the current adopted fiscal year 2024 budget. This increase is mainly from an increase in capital outlay. The payment from James Madison University for transit bus services is projected to increase \$300,000 while Federal and State revenue will increase \$3.8 million which is reflective of the increased capital outlay purchases and a microtransit services pilot program. Fund balance in the amount of \$146,000 is being used to fund the City’s share of capital outlay.

The proposed budget reflects two new full-time Transit Bus Driver positions, two new full-time Paratransit Driver positions, a new Dispatcher position and increasing bus maintenance costs. The transfer to the General Fund for overhead costs will remain at \$160,000.

Capital outlay includes \$2.9 million for five transit buses, \$391,680 for three paratransit buses, \$184,860 for replacement support vehicles and \$123,790 for other capital outlay which are all 96 percent reimbursed by federal and state funds.

Revenue

	<u>FY 2024 Adopted</u>	<u>FY 2025 Proposed</u>	<u>FY 2025 Adopted</u>	<u>Increase (Decrease)</u>	<u>Percentage Change</u>
Fund balance	\$ 160,000	\$ 146,000	\$ -	\$ (14,000)	-8.75%
Investment revenue	90,000	90,000	-	-	0.00%
Charges for services	2,308,775	2,617,242	-	308,467	13.36%
Recovered costs	122,372	126,043	-	3,671	3.00%
State revenue	1,666,884	2,650,190	-	983,306	58.99%
Federal revenue	4,858,841	7,613,449	-	2,754,608	56.69%
Transfers in	400,000	660,000	-	260,000	65.00%
Total	\$ 9,606,872	\$ 13,902,924	\$ -	\$ 4,296,052	44.72%

Expenditures

	<u>FY 2024 Adopted</u>	<u>FY 2025 Proposed</u>	<u>FY 2025 Adopted</u>	<u>Increase (Decrease)</u>	<u>Percentage Change</u>
Transit buses	\$ 6,613,972	\$ 6,984,745	\$ -	\$ 370,773	5.61%
Miscellaneous	359,900	624,540	-	264,640	73.53%
Paratransit buses	1,218,391	1,512,653	-	294,262	24.15%
Administration	861,101	984,816	-	123,715	14.37%
Capital outlay	393,508	3,636,170	-	3,242,662	824.04%
Transfers out	160,000	160,000	-	-	0.00%
Total	\$ 9,606,872	\$ 13,902,924	\$ -	\$ 4,296,052	44.72%

SANITATION FUND

The Sanitation Fund budget has decreased \$2.5 million (31.7%) from the current year’s original budget. This decrease is mainly due to \$2.7 million in funding provided in the current year’s budget for the city’s share of Rockingham County landfill closure costs. There are no changes to the current sanitation rates. Fund balance in the amount of \$924,740 is being used to fund various capital outlay and debt service.

No new positions are proposed. Capital outlay includes \$375,600 for the replacement of a refuse collection truck, the replacement of a mobile recycling truck, the purchase of a big belly solar compactor in the downtown area, replacement rolloff bins and the buildout of the mezzanine at the Recycling Center.

No capital projects are proposed.

Revenue

	FY 2024 Adopted	FY 2025 Proposed	FY 2025 Adopted	Increase (Decrease)	Percentage Change
Fund balance	\$ 3,420,808	\$ 924,740	\$ -	\$ (2,496,068)	-72.97%
Investment revenue	35,000	35,000	-	-	0.00%
Charges for services	4,410,000	4,410,000	-	-	0.00%
Total	\$ 7,865,808	\$ 5,369,740	\$ -	\$ (2,496,068)	-31.73%

Expenditures

	FY 2024 Adopted	FY 2025 Proposed	FY 2025 Adopted	Increase (Decrease)	Percentage Change
Solid waste collect.	\$ 1,551,519	\$ 1,694,957	\$ -	\$ 143,438	9.25%
Landfill	244,521	235,753	-	(8,768)	-3.59%
Miscellaneous	196,900	43,970	-	(152,930)	-77.67%
Solid waste mngmt.	1,280,603	1,377,810	-	97,207	7.59%
Capital outlay	250,900	375,600	-	124,700	49.70%
Debt service	1,508,600	1,506,850	-	(1,750)	-0.12%
Transfers out	2,832,765	134,800	-	(2,697,965)	-95.24%
Total	\$ 7,865,808	\$ 5,369,740	\$ -	\$ (2,496,068)	-31.73%

BUSINESS LOAN PROGRAM FUND

This fund accounts for the activity of the Harrisonburg Business Loan Program. Funding in the amount of \$100,000 is included to continue providing loans from payments made from existing loans. Since 2012, this program has made a total of 23 loans valued at over \$482,000 to various startup businesses of which 18 loans have been paid in full.

Revenue

	<u>FY 2024 Adopted</u>	<u>FY 2025 Proposed</u>	<u>FY 2025 Adopted</u>	<u>Increase (Decrease)</u>	<u>Percentage Change</u>
Fund balance	\$ 72,500	\$ 76,800	\$ -	\$ 4,300	5.93%
Investment revenue	2,300	2,300	-	-	0.00%
Miscellaneous	25,200	20,900	-	(4,300)	-17.06%
Total	<u>\$ 100,000</u>	<u>\$ 100,000</u>	<u>\$ -</u>	<u>\$ -</u>	<u>0.00%</u>

Expenditures

	<u>FY 2024 Adopted</u>	<u>FY 2025 Proposed</u>	<u>FY 2025 Adopted</u>	<u>Increase (Decrease)</u>	<u>Percentage Change</u>
Revolving loan prgm	\$ 100,000	\$ 100,000	\$ -	\$ -	0.00%
Total	<u>\$ 100,000</u>	<u>\$ 100,000</u>	<u>\$ -</u>	<u>\$ -</u>	<u>0.00%</u>

STORMWATER FUND

The Stormwater Fund budget has remained at the current year’s budget level. There are no changes to the current stormwater fee structure.

Capital outlay includes \$677,730 for the purchase of a replacement street sweeper, permanent nutrient credits and replacement computers.

The Stormwater Capital Projects Fund’s budget includes \$1,00,7325 in funding for the VMRC extended detention pond project.

Revenue

	<u>FY 2024 Adopted</u>	<u>FY 2025 Proposed</u>	<u>FY 2025 Adopted</u>	<u>Increase (Decrease)</u>	<u>Percentage Change</u>
Fund balance	\$ -	\$ -	\$ -	\$ -	0.00%
Investment revenue	45,000	45,000	-	-	0.00%
Charges for services	<u>1,427,680</u>	<u>1,427,680</u>	-	-	0.00%
Total	<u>\$ 1,472,680</u>	<u>\$ 1,472,680</u>	<u>\$ -</u>	<u>\$ -</u>	<u>0.00%</u>

Expenditures

	<u>FY 2024 Adopted</u>	<u>FY 2025 Proposed</u>	<u>FY 2025 Adopted</u>	<u>Increase (Decrease)</u>	<u>Percentage Change</u>
Stormwater mngmt.	\$ 775,882	\$ 765,950	\$ -	\$ (9,932)	-1.28%
Capital outlay	309,298	677,730	-	368,432	119.12%
Transfers out	<u>387,500</u>	<u>29,000</u>	-	<u>(358,500)</u>	-92.52%
Total	<u>\$ 1,472,680</u>	<u>\$ 1,472,680</u>	<u>\$ -</u>	<u>\$ -</u>	<u>0.00%</u>

CENTRAL GARAGE FUND

The Central Garage Fund has increased by \$542,652 (22.3%). This fund accounts for the operations of the city's central garage. All repairs of city vehicles and equipment are performed through the Central Garage Fund. Financing is provided by charges to other departments for services rendered. Each department will make payments for labor based on the prior year's usage. Each year department usage is evaluated and the labor contribution is based on the new evaluation.

No new positions are proposed. Capital outlay includes \$471,600 for replacement washbay equipment and a replacement camera system.

Revenue

	<u>FY 2024 Adopted</u>	<u>FY 2025 Proposed</u>	<u>FY 2025 Adopted</u>	<u>Increase (Decrease)</u>	<u>Percentage Change</u>
Fund balance	\$ 69,000	\$ 471,600	\$ -	\$ 402,600	583.48%
Investment revenue	10,000	10,000	-	-	0.00%
Charges for services	2,354,878	2,494,430	-	139,552	5.93%
Miscellaneous	-	500	-	500	0.00%
Recovered costs	1,500	1,500	-	-	0.00%
Total	\$ 2,435,378	\$ 2,978,030	\$ -	\$ 542,652	22.28%

Expenditures

	<u>FY 2024 Adopted</u>	<u>FY 2025 Proposed</u>	<u>FY 2025 Adopted</u>	<u>Increase (Decrease)</u>	<u>Percentage Change</u>
Operating	\$ 2,147,753	\$ 2,277,302	\$ -	\$ 129,549	6.03%
Administration	208,333	229,128	-	20,795	9.98%
Capital outlay	79,292	471,600	-	392,308	494.76%
Total	\$ 2,435,378	\$ 2,978,030	\$ -	\$ 542,652	22.28%

CENTRAL STORES FUND

The Central Stores Fund budget has decreased by \$8,299 (3.5%) compared to the current year’s original budget. This fund accounts for the personnel and miscellaneous expenses related to the operations of the city’s central stores. Funding is provided by the Water Fund and Sewer Fund for overhead costs.

Capital outlay includes \$2,000 for replacement computers.

Revenue

	<u>FY 2024 Adopted</u>	<u>FY 2025 Proposed</u>	<u>FY 2025 Adopted</u>	<u>Increase (Decrease)</u>	<u>Percentage Change</u>
Fund balance	\$ -	\$ -	\$ -	\$ -	0.00%
Transfers in	<u>233,651</u>	<u>225,352</u>	<u>-</u>	<u>(8,299)</u>	<u>-3.55%</u>
Total	<u>\$ 233,651</u>	<u>\$ 225,352</u>	<u>\$ -</u>	<u>\$ (8,299)</u>	<u>-3.55%</u>

Expenditures

	<u>FY 2024 Adopted</u>	<u>FY 2025 Proposed</u>	<u>FY 2025 Adopted</u>	<u>Increase (Decrease)</u>	<u>Percentage Change</u>
Operating	\$ 225,651	\$ 223,352	\$ -	\$ (2,299)	-1.02%
Capital outlay	<u>8,000</u>	<u>2,000</u>	<u>-</u>	<u>(6,000)</u>	<u>-75.00%</u>
Total	<u>\$ 233,651</u>	<u>\$ 225,352</u>	<u>\$ -</u>	<u>\$ (8,299)</u>	<u>-3.55%</u>

REVENUE BUDGET

**CITY OF HARRISONBURG, VIRGINIA
REVENUE BUDGET
FISCAL YEAR 2025**

1000	General Fund	1-7
1111	School Fund	8
1114	School Nutrition Fund	9
1116	Emergency Communications Center Fund	10-11
1117	Community Development Block Grant Fund	12
1118	School Transportation Fund	13
1310	General Capital Projects Fund	14-15
1311	School Capital Projects Fund	16
1316	Emergency Communications Center Capital Projects Fund	17
1321	Water Capital Projects Fund	18
1322	Sewer Capital Projects Fund	19
1324	Sanitation Capital Projects Fund	20
1328	Stormwater Capital Projects Fund	21
2011	Water Fund	22-23
2012	Sewer Fund	24-25
2013	Public Transportation Fund	26-27
2014	Sanitation Fund	28
2017	Business Loan Program Fund	29
2018	Stormwater Fund	30
2111	Central Garage Fund	31
2112	Central Stores Fund	32

CITY OF HARRISONBURG, VA
REVENUE BUDGET

FUND - 1000 - GENERAL FUND
FUNCTION - 10 - GENERAL FUND GROUP

ACCOUNT-----	TITLE -----	BUDGET	2022-2023 ACTUAL	2023-2024 BUDGET	2024-2025 PROPOSED	NET CHANGE
31010	AMOUNT FROM FUND BALANCE	11,389,464	11,389,464	5,000,000	7,170,000	2,170,000
TOTAL AMOUNT FROM FUND BALANCE		11,389,464	11,389,464	5,000,000	7,170,000	2,170,000
31111	R.E. TAX - 2024/25	44,853,200	44,830,280	52,836,900	60,380,500	7,543,600
311121	R.E. TAX - 2023/24	310,000	531,949	380,000	450,000	70,000
311122	R.E. TAX - 2022/23	60,000	82,203	60,000	60,000	-
311123	R.E. TAX - 2021/22	20,000	64,632	20,000	20,000	-
311124	R.E. TAX - 2020/21	10,000	75,727	10,000	10,000	-
311125	R.E. TAX - 2019/20	10,000	21,595	10,000	10,000	-
311126	R.E. TAX - 2018/19	1,000	19,167	1,000	1,000	-
311127	R.E. TAX - 2017/18	500	16,757	500	500	-
311128	R.E. TAX - 2016/17	500	7,217	500	500	-
311129	R.E. TAX - 2015/16	100	1,899	100	100	-
31113	R.E. TAX - PRIOR YEARS	1,000	4,466	1,000	3,000	2,000
TOTAL REAL ESTATE TAXES		45,266,300	45,655,893	53,320,000	60,935,600	7,615,600
31121	P.P. TAX - 2024/25	14,387,400	14,550,571	14,559,400	14,587,200	27,800
311221	P.P. TAX - 2023/24	200,000	285,117	200,000	250,000	50,000
311222	P.P. TAX - 2022/23	20,000	74,541	20,000	30,000	10,000
311223	P.P. TAX - 2021/22	10,000	12,861	10,000	10,000	-
311224	P.P. TAX - 2020/21	1,000	9,666	1,000	1,000	-
311225	P.P. TAX - 2019/20	1,000	8,403	1,000	1,000	-
311226	P.P. TAX - 2018/19	500	4,303	500	500	-
311227	P.P. TAX - 2017/18	500	1,812	500	500	-
311228	P.P. TAX - 2016/17	100	1,357	100	100	-
311229	P.P. TAX - 2015/16	100	325	100	100	-
31123	P.P. TAX - PRIOR YEARS	1,000	2,554	1,000	1,000	-
TOTAL PERSONAL PROPERTY TAXES		14,621,600	14,951,510	14,793,600	14,881,400	87,800
31131	R.E. PSC TAX - 2024/25	579,900	601,358	627,200	665,100	37,900
31132	P.P. PSC TAX - 2024/25	700	1,663	1,600	1,400	(200)
TOTAL PUBLIC SERVICE CORP. TAXE		580,600	603,020	628,800	666,500	37,700
31141	M.H. TAX - 2024/25	10,200	10,796	10,500	11,000	500
311411	M.H. TAX - 2023/24	300	809	300	300	-
311412	M.H. TAX - 2022/23	100	92	100	100	-
311413	M.H. TAX - 2021/22		44			-
311419	M.H. TAX - 2015/16		238			-
31142	M.T. TAX - 2024/25	2,961,500	2,966,117	2,932,300	2,851,000	(81,300)
311421	M.T. TAX - 2023/24		156			-
311422	M.T. TAX - 2022/23		187			-
TOTAL OTHER PROPERTY TAXES		2,972,100	2,978,440	2,943,200	2,862,400	(80,800)

CITY OF HARRISONBURG, VA
REVENUE BUDGET

FUND - 1000 - GENERAL FUND

FUNCTION - 10 - GENERAL FUND GROUP

ACCOUNT-----	TITLE -----	----- 2022-2023 -----		2023-2024	2024-2025	NET
		BUDGET	ACTUAL	BUDGET	PROPOSED	CHANGE
31151	PENALTIES-ALL TAXES	235,000	419,863	280,000	333,000	53,000
31152	INTEREST-ALL TAXES	100,000	198,732	100,000	100,000	-
31153	ADVERTISING RECOVERY, ETC	500	539	500	500	-
31154	COURT COST	50,000	59,334	50,000	50,000	-
31155	COLLECTION FEE - SET OFF	5,000	4,654	5,000	5,000	-
31156	COLLECTION FEE - DMV STOP	40,000	39,591	40,000	40,000	-
TOTAL PENALTIES, INTEREST, ETC.		430,500	722,715	475,500	528,500	53,000
TOTAL PROPERTY TAXES		63,871,100	64,911,578	72,161,100	79,874,400	7,713,300
31201	SALES TAX-LOCAL SHARE	16,956,800	18,293,934	17,925,300	18,273,600	348,300
31202	ELECTRICAL TAX	940,100	939,332	941,700	938,000	(3,700)
31203	GAS TAX	255,300	260,925	268,000	259,700	(8,300)
31205	WATER/SEWER UTILITY TAX	616,000	623,047	630,000	626,000	(4,000)
31208	BUSINESS & PRO. LICENSES	7,634,500	8,689,155	8,605,900	8,689,900	84,000
31210	MOTOR VEHICLE FEES		75,947			-
31211	BANK STOCK TAX	890,500	978,508	1,033,400	1,033,400	-
31212	HOTEL/MOTEL ROOM TAX	3,274,100	3,932,584	3,767,000	4,114,000	347,000
31213	RESTAURANT FOOD TAX	16,007,300	17,960,879	17,690,500	19,340,800	1,650,300
31214	ELECTRIC PLANT/EQUIP-HEC	625,000	653,875	653,900	689,600	35,700
31215	WATER PLANT & EQUIPMENT	611,400	611,400	650,100	675,000	24,900
31216	SEW. DISPOSAL PLNT. & EQU	433,500	433,500	454,500	483,300	28,800
31217	RECORDATION TAXES	550,000	749,534	550,000	550,000	-
31220	ADMISSIONS TAX	98,200	147,566	149,800	151,400	1,600
31222	CIGARETTE TAX	459,200	443,361	420,800	367,300	(53,500)
31225	SHORT-TERM RENTAL TAX	98,200	110,195	110,400	114,400	4,000
31233	PUB RIGHT OF WAY USER FEE	150,000	113,916	126,200	110,300	(15,900)
31240	UTIL CONSUMPTION TAX-ELEC	161,700	158,673	161,500	155,100	(6,400)
31241	UTIL CONSUMPTION TAX-GAS	15,600	15,174	17,200	14,800	(2,400)
TOTAL OTHER LOCAL TAXES		49,777,400	55,191,504	54,156,200	56,586,600	2,430,400
31301	ANIMAL LICENSES	4,000	5,061	4,000	4,000	-
31303	STREET PRIVILEGES/PERMITS	3,000	4,925	3,000	3,000	-
31304	LAND USE APPLICATION FEE	150	295	150	150	-
31305	TRANSFER FEES	500	860	500	500	-
31306	ZONING APPEALS	1,000	600	1,000	1,000	-
31308	SITE PLAN REVIEW	11,400	19,735	11,400	11,400	-
31309	BLDG. INSPECTION FEES	332,500	364,141	332,500	332,500	-
31311	ELECTRICAL INSPECT. FEES	61,700	49,260	61,700	61,700	-
31312	E&S CONTROL PLAN REVIEW	5,700	10,695	5,700	5,700	-
31313	PLUMBING INSPECTION FEES	28,500	29,934	28,500	28,500	-
31314	BLASTING PERMIT FEES	100		100	100	-
31315	SUBDIVISION FEES	4,700	7,140	4,700	4,700	-
31316	SIGN PERMITS	11,400	13,090	11,400	11,400	-
31322	PRECIOUS METALS PERMITS	500	1,400	500	500	-

CITY OF HARRISONBURG, VA
REVENUE BUDGET

FUND - 1000 - GENERAL FUND
FUNCTION - 10 - GENERAL FUND GROUP

ACCOUNT-----	TITLE -----	----- 2022-2023 -----	----- 2023-2024 -----	----- 2024-2025 -----	NET	
		BUDGET	ACTUAL	BUDGET	PROPOSED	CHANGE
31323	SOLICITOR'S PERMITS		5			-
31325	CONCEALED WEAPON PERMITS		178			-
31326	MECHANICAL PERMITS	47,500	42,212	47,500	47,500	-
31327	FEE FOR EXEMPT.REHAB.PROP		200			-
31328	SPECIAL USE PERMIT APPLI.	9,500	15,610	9,500	9,500	-
31329	RE-ZONING APPLICATIONS	5,000	20,803	5,000	5,000	-
31332	TAXI CAB LIC./INSPECTION		550			-
31334	VSMP FEES (STMWATR MNGMT)	26,600	31,788	26,600	26,600	-
31337	ZONING VERIFICATION FEES	1,000	1,550	1,000	1,000	-
31339	MISCELLAENOUS PERMIT FEES	2,000		2,000	2,000	-
31343	WIRELESS T'COM REVIEW FEE	1,000	800	1,000	1,000	-
31344	FOWL PERMIT FEE	200	850	200	200	-
31346	PUBLIC ACCESS PERMIT FEE	20,000	14,375	20,000	10,000	(10,000)
31348	STR & HOMESTAY REG FEE		800			-
TOTAL LIC., PERMITS & PRIV. FEE		577,950	636,858	577,950	567,950	(10,000)
31402	R'HAM COUNTY COURT FINES	400,000	226,963	200,000	200,000	-
31404	PARKING FINES	45,000	52,819	45,000	45,000	-
31409	ALARM ORDINANCE	10,000	7,005	10,000	5,000	(5,000)
31410	E-SUMMONS FEE	30,000	25,187	30,000	25,000	(5,000)
31412	SPEED CAMERA FINE				1,500,000	1,500,000
TOTAL FINES & FORFEITURES		485,000	311,974	285,000	1,775,000	1,490,000
31513	INVESTMENT EARNINGS	1,935,800	3,422,787	2,985,000	3,636,200	651,200
TOTAL USE OF MONEY		1,935,800	3,422,787	2,985,000	3,636,200	651,200
31521	RENTAL OF PROPERTY	10,000	16,293	10,000	10,000	-
31522	CONCESSIONS & RENTALS	5,000	6,815	5,000	5,000	-
TOTAL USE OF PROPERTY		15,000	23,108	15,000	15,000	-
TOTAL USE OF MONEY & PROPERTY		1,950,800	3,445,894	3,000,000	3,651,200	651,200
31661	PARKING PERMITS	125,000	126,690	125,000	125,000	-
31672	LIBERTY ST./E ELIZABETH		1,500			-
TOTAL CHARGES FOR PARKING		125,000	128,190	125,000	125,000	-
31681	CFG COMM. ACTIVITY CENTER	48,400	50,317	48,400	54,900	6,500
31682	WESTOVER SWIMMING POOL	95,000	88,952	95,000	95,000	-
31683	RIVEN ROCK USER FEE	2,400		2,400	2,400	-
31684	PICNIC RESERVATION FEES	28,500	26,110	28,500	28,500	-
31685	ADULT PROGRAM FEES	17,100	1,975	17,100		(17,100)
31686	YOUTH PROGRAM FEES	85,500	85,702	85,500	85,500	-

CITY OF HARRISONBURG, VA
REVENUE BUDGET

FUND - 1000 - GENERAL FUND
FUNCTION - 10 - GENERAL FUND GROUP

ACCOUNT-----	TITLE -----	BUDGET	2022-2023 ACTUAL	2023-2024 BUDGET	2024-2025 PROPOSED	NET CHANGE
31687	CLASS PROGRAM FEES	114,000	114,946	114,000	125,000	11,000
31693	SIMMS RECREATION CENTER	19,000	6,591	19,000	10,000	(9,000)
TOTAL CHARGES FOR RECREATION		409,900	374,594	409,900	401,300	(8,600)
31709	HANDICAP FEE	500	1,120	500	500	-
31711	18 HOLE WEEKDAY ROUNDS	120,000	148,119	120,000	160,000	40,000
31712	9 HOLE WEEKDAY ROUNDS	35,000	38,427	35,000	43,000	8,000
31713	18 HOLE WEEKEND/HOL ROUND	165,000	178,348	165,000	165,000	-
31714	9 HOLE WEEKEND/HOL ROUNDS	30,000	22,536	30,000	30,000	-
31715	OUTING/TOURNAMENT ROUNDS	28,500	64,597	45,000	55,000	10,000
31716	TWILIGHT ROUNDS	28,500	41,819	35,000	35,000	-
31719	MEMBERSHIP/ANNUAL ROUNDS	102,000	154,613	125,000	150,000	25,000
31721	GOLF ASSOCIATION DUES	7,600	10,788	7,600	7,600	-
31722	DRIVING RANGE FEE	25,000	26,555	25,000	25,000	-
31723	18 HOLE CART FEE	130,000	192,174	150,000	185,000	35,000
31724	9 HOLE CART FEE	25,000	52,609	35,000	55,000	20,000
31726	9/18 HOLE HAND CART FEE	900	494	900	900	-
31727	GOLF LESSONS	5,000	3,370	5,000	5,000	-
31728	CLUB RENTAL	900	1,101	900	900	-
31729	CLUB REPAIR	1,500	287	1,500	1,500	-
31731	FOOD/BEVERAGE SALES-GOLF	4,700	23,055	15,000	30,000	15,000
31732	MERCHANDISE-RESALE-GOLF	25,000	28,953	25,000	25,000	-
31733	MERCHANDISE-SPECIAL ORDER	6,000				-
TOTAL CHARGES FOR GOLF		741,100	988,964	821,400	974,400	153,000
31677	LAW/TRAFFIC ENFORCE. CHGS	65,000	20,974	65,000		(65,000)
31678	FIRE DEPT - JMU CHGS	9,500	6,248	9,500	9,500	-
31679	RESCUE SERVICES FEE	100,000	140,116	120,000	150,000	30,000
TOTAL MISCELLANEOUS CHARGES		174,500	167,338	194,500	159,500	(35,000)
TOTAL CHARGES FOR SERVICES		1,450,500	1,659,086	1,550,800	1,660,200	109,400
31801	CONTRIBUTION FROM HEC	5,200,000	5,200,000	5,200,000	5,200,000	-
31809	DONATIONS	81,960	73,774	20,000	20,000	-
31810	SALE OF MAT'L & SUPPLIES	1,000	7,931	1,000	1,000	-
31811	SALE OF USED EQUIPMENT	20,000	84,974	20,000	20,000	-
31813	DONATIONS - JMU	260,000	277,266	275,000	300,000	25,000
31820	OTHER MISCELLANEOUS REV		3,409			-
31823	DONATIONS - BLACKS RUN		2,470			-
31824	DONATIONS-ZANE SHOWKER FD	46,000	48,287	46,000	46,000	-
31825	MISC OVERAGE/SHORTAGE		3			-
31828	VRSA/VTLP SAFETY GRANT		2,641			-
31830	SERV CHG TAX EXEMPT PROPE	118,350	124,405	124,000	150,000	26,000
31831	MERCHANDISE SALE-GIFT SHO	10,000	24,013	10,000	10,000	-

CITY OF HARRISONBURG, VA
REVENUE BUDGET

FUND - 1000 - GENERAL FUND
FUNCTION - 10 - GENERAL FUND GROUP

ACCOUNT-----	TITLE -----	----- 2022-2023 -----	----- 2023-2024 -----	----- 2024-2025 -----	NET
		BUDGET	ACTUAL	PROPOSED	CHANGE
31836	BAD CHECK/ACH FEE	1,000	37,220	1,000	4,000
31838	OVERAGE/SHORTAGE		173		-
31839	ECON DEV CONFERENCE	25,000	19,575	25,000	-
31846	MISCELLANEOUS GRANTS	3,900	8,206		-
31847	VPSA REFUNDING	245,800	244,875	246,375	750
31848	ECON DEV PROGRAMS		3,221		-
31850	SENTARA GRANT	180,000	180,000		-
31851	OPIOID SETTLEMENT FUND		150,425	30,000	30,000
TOTAL MISCELLANEOUS REVENUES		6,193,010	6,492,522	5,968,375	85,750
31901	RECOVERIES & REBATES	30,000	29,474	30,000	-
31904	COURT APPOINTED ATTORNEY		556		-
31913	OVERPAYMENTS		4,644		-
31914	RECOVERED COSTS	275,700	335,063	120,000	66,250
31928	REIMB FOR DEBT - HRHA	608,100	608,100	616,850	(12,250)
31940	REIMB FOR DEBT - HRCSEB	161,949	161,949	162,123	(83)
TOTAL RECOVERED COSTS		1,075,749	1,139,786	928,973	53,917
TOTAL LOCAL REVENUES		136,770,973	145,178,665	143,628,398	14,693,967
32203	ROLLING STOCK TAX	16,000	16,006	16,000	-
32204	PP TAX REIMBURSEMENT	1,522,583	1,522,583	1,522,583	-
32205	MOBIL HOME TITLING TAX	3,000	4,734	3,000	1,000
32207	ANIMAL FRIENDLY LIC PLATE	500	569	500	-
32208	POLICE SUPPORT (HB599)	1,455,500	1,600,293	1,600,000	83,300
32209	AUTO RENTAL TAX	393,200	441,487	445,800	(12,500)
32213	COMMUNICA SALES & USE TAX	1,095,900	1,129,410	1,103,600	(83,900)
TOTAL NON-CATEGORICAL AID		4,486,683	4,715,082	4,691,483	(12,100)
32303	ST.SHARE-COMR. OF REVENUE	157,000	166,346	176,000	39,000
32304	STATE SHARE-TREASURER	137,000	144,284	155,000	42,000
32306	STATE SHARE-REGISTRAR	91,000	84,118	81,000	4,000
TOTAL SHARED EXPENSES		385,000	394,748	412,000	85,000
32456	VTC-MARKETING GRANT	72,500	50,000		-
TOTAL CATEGORICAL AID		72,500	50,000		-
32501	REIMB-HAZMAT RESPONSE		2,591		-
32506	STREET & HIGHWAY MAINT.	6,150,542	6,150,542	5,791,400	1,038,900
32507	LITTER CONTROL	9,000	17,843	9,000	6,000
32509	VA DEPT OF FORESTRY GRANT		27,882		-
32510	HAZARDOUS MATERIALS	10,000	10,000	10,000	-

CITY OF HARRISONBURG, VA
REVENUE BUDGET

FUND - 1000 - GENERAL FUND
FUNCTION - 10 - GENERAL FUND GROUP

ACCOUNT-----	TITLE -----	----- 2022-2023 -----	----- 2023-2024 -----	2024-2025	NET
		BUDGET	ACTUAL	PROPOSED	CHANGE
32512	FIRE PROGRAMS FUND	198,000	207,883	208,000	25,290
32514	4-FOR-LIFE	31,000	68,657	33,600	1,160
32533	SPAY & NEUTER FUNDS	50	80	50	-
32547	ICAC FUNDS		14,163		-
32554	DACS - AFID GRANT		25,000		-
32561	MISC GRANTS AND REIMB	14,554	22,054		-
TOTAL OTHER CATEGORICAL AID		6,413,146	6,546,694	6,052,050	1,071,350
TOTAL STATE REVENUES		11,357,329	11,706,524	11,155,533	1,144,250
33210	ARPA FUNDS (CSLFRF)	4,315,194	77,889	47,500	(47,500)
33211	ARPA FUNDS - VTC	107,500	97,870		-
33214	ARPA - VDHR (NENA)	250,000	239,450		-
TOTAL NON-CATEGORICAL AID		4,672,694	415,209	47,500	(47,500)
33504	BULLETPROOF VEST PART ACT		12,470		-
33521	VSTOP GRANT	40,000	41,457	40,000	-
33524	DMV GRANT	48,375	21,780		-
33534	HOMELAND SECURITY GRANT	134,724	120,600	7,500	-
33536	FEMA - AFG	181,818		7,500	-
33546	BYRNE GRANT	14,235	14,235		-
33554	USMS - JNT LAW ENFORC OPS		3,037		-
33573	DOJ - COMMUNITY PARAMEDIC	200,466		200,466	-
33574	DSS - FIRST STEP GRANT	150,000	96,213		-
TOTAL CATEGORICAL AID		769,618	309,793	247,966	-
TOTAL FEDERAL REVENUES		5,442,312	725,002	295,466	(47,500)
34011	INSURANCE RECOVERIES	20,000	87,568	20,000	-
34012	SALE OF LAND	30,000	50	30,000	-
TOTAL NON-REVENUE RECEIPTS		50,000	87,618	50,000	-
34215	TR FROM SCHOOL FUND	2,400,000	2,400,000		-
34220	TR FROM WATER FUND	923,400	923,400	923,400	-
34230	TR FROM SEWER FUND	923,400	923,400	923,400	-
34260	TR FROM PBLC TRANSP FUND	360,000	360,000	160,000	-
34270	TR FROM SANITATION FUND	138,000	138,000	134,800	-
34285	TR FROM STORMWATER FUND	22,500	22,500	29,000	-
TOTAL INTER-FUND TRANSFERS		4,767,300	4,767,300	2,170,600	-

04/08/2024

CITY OF HARRISONBURG, VA
REVENUE BUDGET

FUND - 1000 - GENERAL FUND
FUNCTION - 10 - GENERAL FUND GROUP

ACCOUNT-----	TITLE -----	-----	2022-2023 -----	2023-2024	2024-2025	NET
		BUDGET	ACTUAL	BUDGET	PROPOSED	CHANGE
TOTAL NON-REVENUE	RECEIPTS	4,817,300	4,854,918	2,220,600	2,220,600	-
TOTAL GENERAL FUND		158,387,914	162,465,109	157,299,997	173,090,714	15,790,717

CITY OF HARRISONBURG, VA
REVENUE BUDGET

FUND - 1111 - SCHOOL FUND
FUNCTION - 11 - SPECIAL REVENUE FUNDS

ACCOUNT-----	TITLE -----	----- 2022-2023 -----	----- 2023-2024 -----	2024-2025	NET	
		BUDGET	ACTUAL	BUDGET	PROPOSED	CHANGE
31010	AMOUNT FROM FUND BALANCE	2,574,420	2,574,420			-
	TOTAL AMOUNT FROM FUND BALANCE	2,574,420	2,574,420			-
31691	SCHOOL REVENUE-OTHER	430,542	640,690	478,542	478,542	-
	TOTAL CHARGES FOR EDUCATION	430,542	640,690	478,542	478,542	-
	TOTAL CHARGES FOR SERVICES	430,542	640,690	478,542	478,542	-
	TOTAL LOCAL REVENUES	3,004,962	3,215,110	478,542	478,542	-
32442	SCHOOL REVENUE-STATE	62,054,128	62,314,107	62,054,181	65,216,189	3,162,008
	TOTAL CATEGORICAL AID	62,054,128	62,314,107	62,054,181	65,216,189	3,162,008
	TOTAL STATE REVENUES	62,054,128	62,314,107	62,054,181	65,216,189	3,162,008
33301	SCHOOL REVENUE-FEDERAL	10,103,826	11,404,794	9,568,588	3,790,869	(5,777,719)
	TOTAL FEDERAL REVENUES	10,103,826	11,404,794	9,568,588	3,790,869	(5,777,719)
	TOTAL FEDERAL REVENUES	10,103,826	11,404,794	9,568,588	3,790,869	(5,777,719)
34210	TR FROM GENERAL FUND	37,435,173	37,435,173	42,267,782	48,931,357	6,663,575
	TOTAL INTER-FUND TRANSFERS	37,435,173	37,435,173	42,267,782	48,931,357	6,663,575
	TOTAL NON-REVENUE RECEIPTS	37,435,173	37,435,173	42,267,782	48,931,357	6,663,575
	TOTAL SCHOOL FUND	112,598,089	114,369,183	114,369,093	118,416,957	4,047,864

CITY OF HARRISONBURG, VA
REVENUE BUDGETFUND - 1114 - SCHOOL NUTRITION FUND
FUNCTION - 11 - SPECIAL REVENUE FUNDS

ACCOUNT-----	TITLE -----	-----	2022-2023 -----	2023-2024	2024-2025	NET
		BUDGET	ACTUAL	BUDGET	PROPOSED	CHANGE
31010	AMOUNT FROM FUND BALANCE	1,217,684	1,217,684	438,426	513,452	75,026
	TOTAL AMOUNT FROM FUND BALANCE	1,217,684	1,217,684	438,426	513,452	75,026
31691	SCHOOL REVENUE-OTHER	201,000	229,852	141,000	270,000	129,000
	TOTAL CHARGES FOR EDUCATION	201,000	229,852	141,000	270,000	129,000
	TOTAL CHARGES FOR SERVICES	201,000	229,852	141,000	270,000	129,000
	TOTAL LOCAL REVENUES	1,418,684	1,447,536	579,426	783,452	204,026
32442	SCHOOL REVENUE-STATE	155,000	194,947	185,000	205,000	20,000
	TOTAL CATEGORICAL AID	155,000	194,947	185,000	205,000	20,000
	TOTAL STATE REVENUES	155,000	194,947	185,000	205,000	20,000
33301	SCHOOL REVENUE-FEDERAL	5,021,692	5,168,638	5,235,000	5,465,575	230,575
	TOTAL FEDERAL REVENUES	5,021,692	5,168,638	5,235,000	5,465,575	230,575
	TOTAL FEDERAL REVENUES	5,021,692	5,168,638	5,235,000	5,465,575	230,575
	TOTAL SCHOOL NUTRITION FUND	6,595,376	6,811,121	5,999,426	6,454,027	454,601

CITY OF HARRISONBURG, VA
REVENUE BUDGET

FUND - 1116 - EMERG COMM CENTER FUND
FUNCTION - 11 - SPECIAL REVENUE FUNDS

ACCOUNT-----	TITLE -----	----- 2022-2023 -----	----- 2023-2024 -----	2024-2025	NET	
BUDGET		ACTUAL	BUDGET	PROPOSED	CHANGE	
31010	AMOUNT FROM FUND BALANCE	904,836	904,836	690,000	(690,000)	
TOTAL AMOUNT FROM FUND BALANCE		904,836	904,836	690,000	(690,000)	
31513	INVESTMENT EARNINGS	5,000	179,817	30,000	60,000	30,000
TOTAL USE OF MONEY		5,000	179,817	30,000	60,000	30,000
31523	RENTAL OF ECC TOWER SPACE	209,376	241,867	210,000	210,000	-
TOTAL USE OF PROPERTY		209,376	241,867	210,000	210,000	-
TOTAL USE OF MONEY & PROPERTY		214,376	421,684	240,000	270,000	30,000
31805	ECC PAYMENTS FM R'HAM CO	3,506,761	3,506,761	3,791,455	3,931,060	139,605
TOTAL MISCELLANEOUS REVENUES		3,506,761	3,506,761	3,791,455	3,931,060	139,605
31901	RECOVERIES & REBATES	2,500	936	2,500	2,500	-
31914	RECOVERED COSTS	13,000	421	13,000	13,000	-
31933	EQUIP REP/PRCH FOR OTHERS	250,000	132,947	250,000	250,000	-
31934	REIMB-JMU	275,000	135,905	263,000	280,000	17,000
31939	CAD/DMS PRCH FOR OTHERS	25,000	29,336	25,000	250,000	225,000
31941	REIMB-PAGE COUNTY				164,000	164,000
TOTAL RECOVERED COSTS		565,500	299,545	553,500	959,500	406,000
TOTAL LOCAL REVENUES		5,191,473	5,132,825	5,274,955	5,160,560	(114,395)
32308	STATE SHARE - DISPATCHERS	160,948	190,049	190,000	201,500	11,500
TOTAL SHARED EXPENSES		160,948	190,049	190,000	201,500	11,500
32536	VA WIRELESS E911 TAX	441,600	519,678	500,000	510,000	10,000
32542	VA 911 SERVICES BOARD GRT	3,000		3,000	3,000	-
TOTAL OTHER CATEGORICAL AID		444,600	519,678	503,000	513,000	10,000
TOTAL STATE REVENUES		605,548	709,727	693,000	714,500	21,500
33559	CACHE TEAM GRNT - OPERING	12,000	108,817	10,000		(10,000)
33566	CACHE TEAM GRNT - CAPITAL	88,000		80,000	90,000	10,000
TOTAL CATEGORICAL AID		100,000	108,817	90,000	90,000	-

CITY OF HARRISONBURG, VA
REVENUE BUDGET

FUND - 1116 - EMERG COMM CENTER FUND
FUNCTION - 11 - SPECIAL REVENUE FUNDS

ACCOUNT-----	TITLE -----	----- 2022-2023 -----	----- 2023-2024 -----	2024-2025	NET
		BUDGET	ACTUAL	PROPOSED	CHANGE
TOTAL FEDERAL REVENUES		100,000	108,817	90,000	-
34210 TR FROM GENERAL FUND		3,506,761	3,506,761	3,931,060	139,605
TOTAL INTER-FUND TRANSFERS		3,506,761	3,506,761	3,931,060	139,605
TOTAL NON-REVENUE RECEIPTS		3,506,761	3,506,761	3,931,060	139,605
TOTAL EMERG COMM CENTER FUND		9,403,782	9,458,130	9,896,120	46,710

CITY OF HARRISONBURG, VA
REVENUE BUDGET

FUND - 1117 - COMM DEV BLOCK GRANT FUND
FUNCTION - 11 - SPECIAL REVENUE FUNDS

ACCOUNT-----	TITLE -----	----- 2022-2023 -----	----- 2023-2024 -----	2024-2025	NET	
		BUDGET	ACTUAL	BUDGET	PROPOSED	CHANGE
33201	COMM DEV BLOCK GRANT	1,503,505	739,430	506,946	500,000	(6,946)
TOTAL NON-CATEGORICAL AID		1,503,505	739,430	506,946	500,000	(6,946)
TOTAL FEDERAL REVENUES		1,503,505	739,430	506,946	500,000	(6,946)
TOTAL COMM DEV BLOCK GRANT FUND		1,503,505	739,430	506,946	500,000	(6,946)

CITY OF HARRISONBURG, VA
REVENUE BUDGETFUND - 1118 - SCHOOL TRNSPORTATION FUND
FUNCTION - 11 - SPECIAL REVENUE FUNDS

ACCOUNT-----	TITLE -----	----- 2022-2023 -----	----- 2023-2024 -----	----- 2024-2025 -----	NET	
		BUDGET	ACTUAL	BUDGET	PROPOSED	CHANGE
31010	AMOUNT FROM FUND BALANCE	883,899	883,899	600,000	700,000	100,000
	TOTAL AMOUNT FROM FUND BALANCE	883,899	883,899	600,000	700,000	100,000
31513	INVESTMENT EARNINGS	500	79,153	19,760	25,000	5,240
	TOTAL USE OF MONEY	500	79,153	19,760	25,000	5,240
	TOTAL USE OF MONEY & PROPERTY	500	79,153	19,760	25,000	5,240
31644	SCH BD-SPEC.ED-SP ARRANGE	42,400	117,150	50,000	90,000	40,000
31645	SCHOOL BD-SPEC.ED-BUS	1,744,700	1,744,700	1,935,400	1,896,700	(38,700)
31646	SCHOOL BOARD-ATHLETICS	70,000	79,930	70,000	75,000	5,000
31647	SCHOOL BOARD-CHARTERS	80,000	71,101	80,000	80,000	-
31650	SCHOOL BOARD-SUMMER SCH.	150,000	123,811	150,000	150,000	-
31656	SCHOOL BD-SCHOOL BUS	3,031,300	3,031,300	3,328,563	3,707,279	378,716
31658	SCHOOL BUS CHARTERS	8,000	1,254	8,000	8,000	-
	TOTAL TRANSIT CHARGES	5,126,400	5,169,246	5,621,963	6,006,979	385,016
	TOTAL CHARGES FOR SERVICES	5,126,400	5,169,246	5,621,963	6,006,979	385,016
31811	SALE OF USED EQUIPMENT	15,000		15,000	15,000	-
	TOTAL MISCELLANEOUS REVENUES	15,000		15,000	15,000	-
31901	RECOVERIES & REBATES		44			-
	TOTAL RECOVERED COSTS		44			-
	TOTAL LOCAL REVENUES	6,025,799	6,132,342	6,256,723	6,746,979	490,256
32527	DEQ GRANT	570,330				-
	TOTAL OTHER CATEGORICAL AID	570,330				-
	TOTAL STATE REVENUES	570,330				-
	TOTAL SCHOOL TRNSPORTATION FUND	6,596,129	6,132,342	6,256,723	6,746,979	490,256

CITY OF HARRISONBURG, VA
REVENUE BUDGET

FUND - 1310 - GENERAL CAPITAL PROJECTS
FUNCTION - 13 - CAPITAL PROJECTS FUNDS

ACCOUNT-----	TITLE -----	BUDGET	2022-2023 ----- ACTUAL	2023-2024 BUDGET	2024-2025 PROPOSED	NET CHANGE
31010	AMOUNT FROM FUND BALANCE	12,908,136	12,908,136			-
TOTAL AMOUNT FROM FUND BALANCE		12,908,136	12,908,136			-
31514	INTEREST EARNINGS - BONDS		172,970			-
TOTAL USE OF MONEY			172,970			-
TOTAL USE OF MONEY & PROPERTY			172,970			-
31846	MISCELLANEOUS GRANTS	114,228				-
TOTAL MISCELLANEOUS REVENUES		114,228				-
31914	RECOVERED COSTS				69,430	69,430
31934	REIMB-JMU	4,611,833	1,073,632			-
TOTAL RECOVERED COSTS		4,611,833	1,073,632		69,430	69,430
TOTAL LOCAL REVENUES		17,634,197	14,154,738		69,430	69,430
32544	VDOT REVENUE SHARING	7,121,795	398,130			-
TOTAL OTHER CATEGORICAL AID		7,121,795	398,130			-
TOTAL STATE REVENUES		7,121,795	398,130			-
33210	ARPA FUNDS (CSLFRF)	17,416,506	1,129,818			-
TOTAL NON-CATEGORICAL AID		17,416,506	1,129,818			-
33560	DOE-EECBG				117,870	117,870
33564	TAP GRANT	1,204,235	30,268			-
33568	DCR - RTP GRANT	13,893	13,893			-
33572	VDOT SMART SCALE FUNDS	20,192,865	247,100		18,792,035	18,792,035
TOTAL CATEGORICAL AID		21,410,993	291,261		18,909,905	18,909,905
TOTAL FEDERAL REVENUES		38,827,499	1,421,078		18,909,905	18,909,905
34210	TR FROM GENERAL FUND	9,807,312	9,807,312	8,300,000	9,907,130	1,607,130
34296	TR FROM ECC FUND	281,950	281,950			-
TOTAL INTER-FUND TRANSFERS		10,089,262	10,089,262	8,300,000	9,907,130	1,607,130

04/08/2024

CITY OF HARRISONBURG, VA
REVENUE BUDGET

FUND - 1310 - GENERAL CAPITAL PROJECTS
FUNCTION - 13 - CAPITAL PROJECTS FUNDS

ACCOUNT-----	TITLE -----	-----	2022-2023 -----	2023-2024	2024-2025	NET
		BUDGET	ACTUAL	BUDGET	PROPOSED	CHANGE
TOTAL NON-REVENUE RECEIPTS		10,089,262	10,089,262	8,300,000	9,907,130	1,607,130
TOTAL GENERAL CAPITAL PROJECTS		73,672,753	26,063,209	8,300,000	28,886,465	20,586,465

CITY OF HARRISONBURG, VA
REVENUE BUDGET

FUND - 1311 - SCHOOL CAPITAL PROJECTS
FUNCTION - 13 - CAPITAL PROJECTS FUNDS

ACCOUNT-----	TITLE -----	----- 2022-2023 -----	----- 2023-2024 -----	2024-2025	NET
		BUDGET	ACTUAL	PROPOSED	CHANGE
31010	AMOUNT FROM FUND BALANCE	50,409,207	50,409,207		-
	TOTAL AMOUNT FROM FUND BALANCE	50,409,207	50,409,207		-
31514	INTEREST EARNINGS - BONDS		941,855		-
	TOTAL USE OF MONEY		941,855		-
	TOTAL USE OF MONEY & PROPERTY		941,855		-
	TOTAL LOCAL REVENUES	50,409,207	51,351,062		-
34210	TR FROM GENERAL FUND			520,000	520,000
34215	TR FROM SCHOOL FUND	3,521,152	3,521,152	3,000,000	(3,000,000)
34217	TR FROM SCHOOL NUTR FUND	717,684	717,684		-
	TOTAL INTER-FUND TRANSFERS	4,238,836	4,238,836	520,000	(2,480,000)
	TOTAL NON-REVENUE RECEIPTS	4,238,836	4,238,836	520,000	(2,480,000)
	TOTAL SCHOOL CAPITAL PROJECTS	54,648,043	55,589,898	520,000	(2,480,000)

CITY OF HARRISONBURG, VA
REVENUE BUDGET

FUND - 1316 - ECC CAPITAL PROJECTS
FUNCTION - 13 - CAPITAL PROJECTS FUNDS

ACCOUNT-----	TITLE -----	-----	2022-2023 -----		2023-2024	2024-2025	NET
		BUDGET	ACTUAL		BUDGET	PROPOSED	CHANGE
31010	AMOUNT FROM FUND BALANCE	1,822,533	1,822,533				-
	TOTAL AMOUNT FROM FUND BALANCE	1,822,533	1,822,533				-
	TOTAL LOCAL REVENUES	1,822,533	1,822,533				-
32542	VA 911 SERVICES BOARD GRT	210,000					-
	TOTAL OTHER CATEGORICAL AID	210,000					-
	TOTAL STATE REVENUES	210,000					-
34296	TR FROM ECC FUND	650,000	650,000		600,000		(600,000)
	TOTAL INTER-FUND TRANSFERS	650,000	650,000		600,000		(600,000)
	TOTAL NON-REVENUE RECEIPTS	650,000	650,000		600,000		(600,000)
	TOTAL ECC CAPITAL PROJECTS	2,682,533	2,472,533		600,000		(600,000)

CITY OF HARRISONBURG, VA
REVENUE BUDGET

FUND - 1321 - WATER CAPITAL PROJECTS
FUNCTION - 13 - CAPITAL PROJECTS FUNDS

ACCOUNT-----	TITLE -----	----- 2022-2023 -----	----- 2023-2024 -----	2024-2025	NET
		BUDGET	ACTUAL	PROPOSED	CHANGE
31010	AMOUNT FROM FUND BALANCE	31,244,106	31,244,106		-
	TOTAL AMOUNT FROM FUND BALANCE	31,244,106	31,244,106		-
31514	INTEREST EARNINGS - BONDS		767,256		-
	TOTAL USE OF MONEY		767,256		-
	TOTAL USE OF MONEY & PROPERTY		767,256		-
	TOTAL LOCAL REVENUES	31,244,106	32,011,362		-
34220	TR FROM WATER FUND	3,037,659	3,037,659	1,606,627	1,191,862
	TOTAL INTER-FUND TRANSFERS	3,037,659	3,037,659	1,606,627	1,191,862
	TOTAL NON-REVENUE RECEIPTS	3,037,659	3,037,659	1,606,627	1,191,862
	TOTAL WATER CAPITAL PROJECTS	34,281,765	35,049,021	1,606,627	1,191,862

CITY OF HARRISONBURG, VA
REVENUE BUDGET

FUND - 1322 - SEWER CAPITAL PROJECTS
FUNCTION - 13 - CAPITAL PROJECTS FUNDS

ACCOUNT-----	TITLE -----	-----	2022-2023 -----	2023-2024	2024-2025	NET
		BUDGET	ACTUAL	BUDGET	PROPOSED	CHANGE
31010	AMOUNT FROM FUND BALANCE	4,318,992	4,318,992			-
	TOTAL AMOUNT FROM FUND BALANCE	4,318,992	4,318,992			-
	TOTAL LOCAL REVENUES	4,318,992	4,318,992			-
34230	TR FROM SEWER FUND	1,914,307	1,914,307	1,073,666	1,304,998	231,332
	TOTAL INTER-FUND TRANSFERS	1,914,307	1,914,307	1,073,666	1,304,998	231,332
	TOTAL NON-REVENUE RECEIPTS	1,914,307	1,914,307	1,073,666	1,304,998	231,332
	TOTAL SEWER CAPITAL PROJECTS	6,233,299	6,233,299	1,073,666	1,304,998	231,332

CITY OF HARRISONBURG, VA
REVENUE BUDGET

FUND - 1324 - SANITATION CAP. PROJECTS
FUNCTION - 13 - CAPITAL PROJECTS FUNDS

ACCOUNT-----	TITLE -----	----- 2022-2023 -----	----- 2023-2024 -----	----- 2024-2025 -----	NET	
		BUDGET	ACTUAL	BUDGET	PROPOSED	CHANGE
31010	AMOUNT FROM FUND BALANCE	332,173	332,173			-
	TOTAL AMOUNT FROM FUND BALANCE	332,173	332,173			-
	TOTAL LOCAL REVENUES	332,173	332,173			-
34270	TR FROM SANITATION FUND			2,697,965		(2,697,965)
	TOTAL INTER-FUND TRANSFERS			2,697,965		(2,697,965)
	TOTAL NON-REVENUE RECEIPTS			2,697,965		(2,697,965)
	TOTAL SANITATION CAP. PROJECTS	332,173	332,173	2,697,965		(2,697,965)

CITY OF HARRISONBURG, VA
REVENUE BUDGET

FUND - 1328 - STMWTR CAP PROJECTS
FUNCTION - 13 - CAPITAL PROJECTS FUNDS

ACCOUNT-----	TITLE -----	----- 2022-2023 -----	----- 2023-2024 -----	2024-2025	NET	
		BUDGET	ACTUAL	BUDGET	PROPOSED	CHANGE
31010	AMOUNT FROM FUND BALANCE	3,616,586	3,616,586			-
	TOTAL AMOUNT FROM FUND BALANCE	3,616,586	3,616,586			-
	TOTAL LOCAL REVENUES	3,616,586	3,616,586			-
32557	SLAF GRANT (DEQ)	2,056,190	309,852		1,007,325	1,007,325
	TOTAL OTHER CATEGORICAL AID	2,056,190	309,852		1,007,325	1,007,325
	TOTAL STATE REVENUES	2,056,190	309,852		1,007,325	1,007,325
34285	TR FROM STORMWATER FUND			358,500		(358,500)
	TOTAL INTER-FUND TRANSFERS			358,500		(358,500)
	TOTAL NON-REVENUE RECEIPTS			358,500		(358,500)
	TOTAL STMWTR CAP PROJECTS	5,672,776	3,926,438	358,500	1,007,325	648,825

CITY OF HARRISONBURG, VA
REVENUE BUDGET

FUND - 2011 - WATER FUND
FUNCTION - 20 - ENTERPRISE FUNDS

ACCOUNT-----	TITLE -----	BUDGET	2022-2023 ACTUAL	2023-2024 BUDGET	2024-2025 PROPOSED	NET CHANGE
31010	AMOUNT FROM FUND BALANCE	2,088,519	2,088,519	242,080	1,300,000	1,057,920
TOTAL AMOUNT FROM FUND BALANCE		2,088,519	2,088,519	242,080	1,300,000	1,057,920
31318	APPLICATION FEES	100,000	196,500	100,000	200,000	100,000
TOTAL LIC., PERMITS & PRIV. FEE		100,000	196,500	100,000	200,000	100,000
31513	INVESTMENT EARNINGS	25,000	434,625	125,000	325,000	200,000
TOTAL USE OF MONEY		25,000	434,625	125,000	325,000	200,000
31521	RENTAL OF PROPERTY	25,000	25,700	50,000	50,000	-
TOTAL USE OF PROPERTY		25,000	25,700	50,000	50,000	-
TOTAL USE OF MONEY & PROPERTY		50,000	460,325	175,000	375,000	200,000
31611	UTILITY SALES TO CUSTOMER	9,750,000	10,003,628	10,450,000	11,070,000	620,000
31613	WATER SURCHARGE FEE	250,000	247,375	250,000	250,000	-
31615	FIRE HYDRANT CHARGE	95,000	95,000	70,000	70,000	-
31617	UTILITY BILLING CHARGE	100,000	97,540	100,000	100,000	-
TOTAL WATER CHARGES		10,195,000	10,443,544	10,870,000	11,490,000	620,000
TOTAL CHARGES FOR SERVICES		10,195,000	10,443,544	10,870,000	11,490,000	620,000
31810	SALE OF MAT'L & SUPPLIES	4,000	4,918	5,000	5,000	-
31828	VRSA/VTLP SAFETY GRANT		1,100			-
31832	COLLECTION FEE	1,000	368			-
31838	OVERAGE/SHORTAGE		1			-
TOTAL MISCELLANEOUS REVENUES		5,000	6,387	5,000	5,000	-
31901	RECOVERIES & REBATES	500	25			-
31902	RECOVERABLE CHARGES	19,500	112,501	50,000	50,000	-
31905	CONNECTION CHARGES		3,750	50,000	50,000	-
TOTAL RECOVERED COSTS		20,000	116,276	100,000	100,000	-
TOTAL LOCAL REVENUES		12,458,519	13,311,550	11,492,080	13,470,000	1,977,920
34011	INSURANCE RECOVERIES		201			-
34012	SALE OF LAND		5,334			-

CITY OF HARRISONBURG, VA
REVENUE BUDGET

FUND - 2011 - WATER FUND
FUNCTION - 20 - ENTERPRISE FUNDS

ACCOUNT-----	TITLE -----	----- 2022-2023 -----		2023-2024	2024-2025	NET
		BUDGET	ACTUAL	BUDGET	PROPOSED	CHANGE
TOTAL NON-REVENUE RECEIPTS			5,535			-
34310 TR FROM DEPR RESERVE		1,766,700	1,766,700	1,831,800	1,871,700	39,900
TOTAL INTRA-FUND TRANSFERS		1,766,700	1,766,700	1,831,800	1,871,700	39,900
TOTAL NON-REVENUE RECEIPTS		1,766,700	1,772,235	1,831,800	1,871,700	39,900
TOTAL WATER FUND		14,225,219	15,083,785	13,323,880	15,341,700	2,017,820

CITY OF HARRISONBURG, VA
REVENUE BUDGETFUND - 2012 - SEWER FUND
FUNCTION - 20 - ENTERPRISE FUNDS

ACCOUNT-----	TITLE -----	BUDGET	2022-2023 ACTUAL	2023-2024 BUDGET	2024-2025 PROPOSED	NET CHANGE
31010	AMOUNT FROM FUND BALANCE	1,503,288	1,503,288	880,120	1,300,000	419,880
TOTAL AMOUNT FROM FUND BALANCE		1,503,288	1,503,288	880,120	1,300,000	419,880
31318	APPLICATION FEES	110,000	296,000	110,000	200,000	90,000
TOTAL LIC., PERMITS & PRIV. FEE		110,000	296,000	110,000	200,000	90,000
31513	INVESTMENT EARNINGS	5,000	319,466	125,000	250,000	125,000
TOTAL USE OF MONEY		5,000	319,466	125,000	250,000	125,000
TOTAL USE OF MONEY & PROPERTY		5,000	319,466	125,000	250,000	125,000
31621	UTILITY SALES TO CUSTOMER	4,775,000	4,945,156	5,250,000	5,115,000	(135,000)
31623	SEWER AUTHORITY FEE	7,475,000	7,734,832	7,675,000	7,812,590	137,590
TOTAL SEWER CHARGES		12,250,000	12,679,987	12,925,000	12,927,590	2,590
TOTAL CHARGES FOR SERVICES		12,250,000	12,679,987	12,925,000	12,927,590	2,590
31810	SALE OF MAT'L & SUPPLIES	2,500		2,500	2,500	-
31811	SALE OF USED EQUIPMENT	2,500	3,560	2,500	2,500	-
TOTAL MISCELLANEOUS REVENUES		5,000	3,560	5,000	5,000	-
31901	RECOVERIES & REBATES	1,000	61	1,000	1,000	-
31902	RECOVERABLE CHARGES	44,000	50,719	59,000	59,000	-
TOTAL RECOVERED COSTS		45,000	50,780	60,000	60,000	-
TOTAL LOCAL REVENUES		13,918,288	14,853,081	14,105,120	14,742,590	637,470
34011	INSURANCE RECOVERIES		201			-
TOTAL NON-REVENUE RECEIPTS			201			-
34310	TR FROM DEPR RESERVE	1,193,400	1,193,400	1,155,300	1,146,600	(8,700)
TOTAL INTRA-FUND TRANSFERS		1,193,400	1,193,400	1,155,300	1,146,600	(8,700)
TOTAL NON-REVENUE RECEIPTS		1,193,400	1,193,601	1,155,300	1,146,600	(8,700)

04/08/2024

CITY OF HARRISONBURG, VA
REVENUE BUDGET

FUND - 2012 - SEWER FUND
FUNCTION - 20 - ENTERPRISE FUNDS

ACCOUNT-----	TITLE -----	-----	2022-2023 -----	-----	2023-2024	2024-2025	NET
		BUDGET	ACTUAL		BUDGET	PROPOSED	CHANGE
TOTAL SEWER FUND		15,111,688	16,046,682		15,260,420	15,889,190	628,770

CITY OF HARRISONBURG, VA
REVENUE BUDGETFUND - 2013 - PUBLIC TRANSPORTATION FUND
FUNCTION - 20 - ENTERPRISE FUNDS

ACCOUNT-----	TITLE -----	----- 2022-2023 -----	----- 2023-2024 -----	----- 2024-2025 -----	NET	
		BUDGET	ACTUAL	BUDGET	PROPOSED	CHANGE
31010	AMOUNT FROM FUND BALANCE	393,399	393,399	160,000	146,000	(14,000)
	TOTAL AMOUNT FROM FUND BALANCE	393,399	393,399	160,000	146,000	(14,000)
31513	INVESTMENT EARNINGS	1,000	33,627	10,000	10,000	-
	TOTAL USE OF MONEY	1,000	33,627	10,000	10,000	-
31524	ADVERTISEMENT ON BUSES	80,000	67,757	80,000	80,000	-
	TOTAL USE OF PROPERTY	80,000	67,757	80,000	80,000	-
	TOTAL USE OF MONEY & PROPERTY	81,000	101,384	90,000	90,000	-
31641	SPECIAL TRANSIT SERVICES	65,000	544	40,000	40,000	-
31649	TRANSIT COUPONS	16,000				-
31652	BUS FARES-TRANSIT	10,000				-
31653	COUNTY VAN SHUTTLE	1,000				-
31654	JMU TRANSIT CONTRACT	2,108,927	1,982,881	1,986,555	2,286,555	300,000
31659	PARATRANSIT FARES	20,000				-
31689	OTHER TRANSIT CONTRACTS	274,000	274,002	282,220	290,687	8,467
	TOTAL TRANSIT CHARGES	2,494,927	2,257,427	2,308,775	2,617,242	308,467
	TOTAL CHARGES FOR SERVICES	2,494,927	2,257,427	2,308,775	2,617,242	308,467
31901	RECOVERIES & REBATES		453			-
31935	CAPITAL MATCH - JMU		122,372	122,372	126,043	3,671
	TOTAL RECOVERED COSTS		122,825	122,372	126,043	3,671
	TOTAL LOCAL REVENUES	2,969,326	2,875,035	2,681,147	2,979,285	298,138
32515	TRANSIT-MICROTRANSIT GRNT				400,000	400,000
32516	TRANSIT-OPERATING-OTHER	10,000	1,266	10,000	10,000	-
32518	TRANSIT-CAPITAL GRANT	4,361,542	1,141,782	56,884	581,790	524,906
32519	TRANSIT-OPERATING GRANT	1,560,751	1,789,566	1,600,000	1,658,400	58,400
	TOTAL OTHER CATEGORICAL AID	5,932,293	2,932,614	1,666,884	2,650,190	983,306
	TOTAL STATE REVENUES	5,932,293	2,932,614	1,666,884	2,650,190	983,306
33305	TRANSIT-CAPITAL GRANT	5,080,004	381,204	284,206	2,908,940	2,624,734
33306	TRANSIT-OPERATING GRANT	3,934,416	1,874,728	4,406,635	4,594,509	187,874

CITY OF HARRISONBURG, VA
REVENUE BUDGET

FUND - 2013 - PUBLIC TRANSPORTATION FUND
FUNCTION - 20 - ENTERPRISE FUNDS

ACCOUNT-----	TITLE -----	----- 2022-2023 -----	----- 2023-2024 -----	----- 2024-2025 -----	NET	
		BUDGET	ACTUAL	BUDGET	PROPOSED	CHANGE
33308	TRANSIT-MPO	107,380	11,203	168,000	110,000	(58,000)
TOTAL	CATEGORICAL AID	9,121,800	2,267,135	4,858,841	7,613,449	2,754,608
TOTAL	FEDERAL REVENUES	9,121,800	2,267,135	4,858,841	7,613,449	2,754,608
34011	INSURANCE RECOVERIES		21,853			-
TOTAL	NON-REVENUE RECEIPTS		21,853			-
34210	TR FROM GENERAL FUND			400,000	660,000	260,000
TOTAL	INTER-FUND TRANSFERS			400,000	660,000	260,000
TOTAL	NON-REVENUE RECEIPTS		21,853	400,000	660,000	260,000
TOTAL	PUBLIC TRANSPORTATION FUND	18,023,419	8,096,637	9,606,872	13,902,924	4,296,052

CITY OF HARRISONBURG, VA
REVENUE BUDGETFUND - 2014 - SANITATION FUND
FUNCTION - 20 - ENTERPRISE FUNDS

ACCOUNT-----	TITLE -----	----- 2022-2023 -----	----- 2023-2024 -----	2024-2025	NET	
		BUDGET	ACTUAL	BUDGET	PROPOSED	CHANGE
31010	AMOUNT FROM FUND BALANCE	732,075	732,075	3,420,808	924,740	(2,496,068)
	TOTAL AMOUNT FROM FUND BALANCE	732,075	732,075	3,420,808	924,740	(2,496,068)
31513	INVESTMENT EARNINGS	10,200	79,898	35,000	35,000	-
	TOTAL USE OF MONEY	10,200	79,898	35,000	35,000	-
	TOTAL USE OF MONEY & PROPERTY	10,200	79,898	35,000	35,000	-
31631	SOLID WASTE COLLECTIN FEE	1,650,000	1,684,764	1,650,000	1,650,000	-
31637	SOLID WASTE MNGMENT FEE	2,760,000	2,742,718	2,760,000	2,760,000	-
	TOTAL REFUSE CHARGES	4,410,000	4,427,481	4,410,000	4,410,000	-
	TOTAL CHARGES FOR SERVICES	4,410,000	4,427,481	4,410,000	4,410,000	-
31810	SALE OF MAT'L & SUPPLIES		21,341			-
	TOTAL MISCELLANEOUS REVENUES		21,341			-
	TOTAL LOCAL REVENUES	5,152,275	5,260,795	7,865,808	5,369,740	(2,496,068)
	TOTAL SANITATION FUND	5,152,275	5,260,795	7,865,808	5,369,740	(2,496,068)

CITY OF HARRISONBURG, VA
REVENUE BUDGET

FUND - 2017 - BUSINESS LOAN PROGRAM
FUNCTION - 20 - ENTERPRISE FUNDS

ACCOUNT-----	TITLE -----	----- 2022-2023 -----		2023-2024	2024-2025	NET
		BUDGET	ACTUAL	BUDGET	PROPOSED	CHANGE
31010	AMOUNT FROM FUND BALANCE	69,500	69,500	72,500	76,800	4,300
TOTAL AMOUNT FROM FUND BALANCE		69,500	69,500	72,500	76,800	4,300
31513	INVESTMENT EARNINGS		6,615			-
31515	LOAN PROGRAM INTEREST	2,600	3,555	2,300	2,300	-
TOTAL USE OF MONEY		2,600	10,170	2,300	2,300	-
TOTAL USE OF MONEY & PROPERTY		2,600	10,170	2,300	2,300	-
31842	LOAN PROGRAM PRINCIPLE	27,900	31,713	25,200	20,900	(4,300)
31843	LOAN PRGM APPLICATION FEE		70			-
TOTAL MISCELLANEOUS REVENUES		27,900	31,783	25,200	20,900	(4,300)
TOTAL LOCAL REVENUES		100,000	111,453	100,000	100,000	-
TOTAL BUSINESS LOAN PROGRAM		100,000	111,453	100,000	100,000	-

CITY OF HARRISONBURG, VA
REVENUE BUDGET

FUND - 2018 - STORMWATER FUND
FUNCTION - 20 - ENTERPRISE FUNDS

ACCOUNT-----	TITLE -----	----- 2022-2023 -----	----- 2023-2024 -----	2024-2025	NET	
		BUDGET	ACTUAL	BUDGET	PROPOSED	CHANGE
31010	AMOUNT FROM FUND BALANCE	137,823	137,823			-
	TOTAL AMOUNT FROM FUND BALANCE	137,823	137,823			-
31513	INVESTMENT EARNINGS	3,500	90,250	45,000	45,000	-
	TOTAL USE OF MONEY	3,500	90,250	45,000	45,000	-
	TOTAL USE OF MONEY & PROPERTY	3,500	90,250	45,000	45,000	-
31752	STORMWATER MNGMT FEE	1,327,680	1,403,810	1,427,680	1,427,680	-
	TOTAL CHARGES FOR STORMWATER MN	1,327,680	1,403,810	1,427,680	1,427,680	-
	TOTAL CHARGES FOR SERVICES	1,327,680	1,403,810	1,427,680	1,427,680	-
	TOTAL LOCAL REVENUES	1,469,003	1,631,883	1,472,680	1,472,680	-
	TOTAL STORMWATER FUND	1,469,003	1,631,883	1,472,680	1,472,680	-

CITY OF HARRISONBURG, VA
REVENUE BUDGET

FUND - 2111 - CENTRAL GARAGE FUND
FUNCTION - 21 - INTERNAL SERVICE FUNDS

ACCOUNT-----	TITLE -----	----- 2022-2023 -----		2023-2024	2024-2025	NET
		BUDGET	ACTUAL	BUDGET	PROPOSED	CHANGE
31010	AMOUNT FROM FUND BALANCE	132,519	132,519	69,000	471,600	402,600
TOTAL AMOUNT FROM FUND BALANCE		132,519	132,519	69,000	471,600	402,600
31332	TAXI CAB LIC./INSPECTION	1,000	320			-
TOTAL LIC., PERMITS & PRIV. FEE		1,000	320			-
31513	INVESTMENT EARNINGS	1,000	55,077	10,000	10,000	-
TOTAL USE OF MONEY		1,000	55,077	10,000	10,000	-
TOTAL USE OF MONEY & PROPERTY		1,000	55,077	10,000	10,000	-
31695	SALE OF SERVICES TO DEPTS	2,040,392	2,001,522	2,339,878	2,479,430	139,552
31696	SERVICES TO EXT AGENCIES	15,000	17,873	15,000	15,000	-
TOTAL CHARGES FOR SERVICES		2,055,392	2,019,395	2,354,878	2,494,430	139,552
31810	SALE OF MAT'L & SUPPLIES		902		500	500
TOTAL MISCELLANEOUS REVENUES			902		500	500
31901	RECOVERIES & REBATES	1,000	1,333	1,500	1,500	-
TOTAL RECOVERED COSTS		1,000	1,333	1,500	1,500	-
TOTAL LOCAL REVENUES		2,190,911	2,209,546	2,435,378	2,978,030	542,652
TOTAL CENTRAL GARAGE FUND		2,190,911	2,209,546	2,435,378	2,978,030	542,652

CITY OF HARRISONBURG, VA
REVENUE BUDGET

FUND - 2112 - CENTRAL STORES FUND
FUNCTION - 21 - INTERNAL SERVICE FUNDS

ACCOUNT-----	TITLE -----	----- 2022-2023 -----		2023-2024	2024-2025	NET
		BUDGET	ACTUAL	BUDGET	PROPOSED	CHANGE
34220	TR FROM WATER FUND	155,832	155,832	175,238	169,013	(6,225)
34230	TR FROM SEWER FUND	51,944	51,944	58,413	56,339	(2,074)
TOTAL INTER-FUND TRANSFERS		207,776	207,776	233,651	225,352	(8,299)
TOTAL NON-REVENUE RECEIPTS		207,776	207,776	233,651	225,352	(8,299)
TOTAL CENTRAL STORES FUND		207,776	207,776	233,651	225,352	(8,299)
TOTAL REPORT		529,088,428	478,290,442	362,217,042	404,901,690	42,684,648

EXPENDITURE BUDGET

CITY OF HARRISONBURG, VA
EXPENDITURE BUDGET

FUND - 1000 - GENERAL FUND
FUNCTION - 100 - GENERAL GOVERNMENT
ACTIVITY - 1100 - LEGISLATIVE
DEPARTMENT - 110111 - CITY COUNCIL

ACCOUNT-----	TITLE -----	----- 2022-2023 -----	----- 2023-2024 -----	2024-2025	NET	
		BUDGET	ACTUAL	PROPOSED	CHANGE	
41010	SALARIES & WAGES-REG.	57,431	57,498	57,431	69,347	11,916
41030	PT SALARIES & WAGES-REG	63,000	63,000	92,000	92,000	-
41054	PTO - PAYOUT		1,104			-
TOTAL PERSONAL SERVICES		120,431	121,602	149,431	161,347	11,916
TOTAL PERSONAL SERVICES		120,431	121,602	149,431	161,347	11,916
42010	FICA	9,213	8,762	11,431	12,343	912
42020	RETIREMENT - VRS	8,449	8,448	8,449	9,647	1,198
42030	RETIREMENT - VRS (DC)				1,734	1,734
42050	HEALTH INSURANCE	11,025	11,193	13,042	14,107	1,065
42060	LIFE INSURANCE - VRS	770	769	770	929	159
42070	DISABILITY (VLDP)	282	304	305	368	63
42080	DENTAL INSURANCE	156	156	156	156	-
42110	WORKER'S COMP.	33	36	38	40	2
TOTAL FRINGE BENEFITS		29,928	29,669	34,191	39,324	5,133
43100	PROFESSIONAL SERVICES	23,760	28,189	15,300	8,300	(7,000)
43110	MEDICAL SERVICES	4,502				-
43320	SERVICE CONTRACTS	6,392	6,031	6,384	6,384	-
43600	ADVERTISING	20,000	19,264	12,000	18,000	6,000
TOTAL PURCHASED SERVICES		54,654	53,484	33,684	32,684	(1,000)
45210	POSTAGE	150	228	150	150	-
45230	TELECOMMUNICATIONS	444	373	345	485	140
45305	PROPERTY/LIABILITY INS.			970	940	(30)
45370	PUB.OFFICIAL LIABILITY IN	610	579			-
45380	GENERAL LIABILITY INS.	220	236			-
45410	LEASE/RENT OF EQUIPMENT	799	799	799	799	-
45530	TRAINING & TRAVEL	37,000	36,909	32,000	42,000	10,000
45810	DUES & MEMBERSHIPS	46,300	46,024	47,427	48,627	1,200
TOTAL OTHER CHARGES		85,523	85,148	81,691	93,001	11,310
46010	OFFICE SUPPLIES	300	74	300	300	-
46120	BOOKS & SUBSCRIPTIONS	10,900	5,075	10,900	6,400	(4,500)
46140	OTHER OPERATING SUPPLIES	12,000	14,420	13,892	18,892	5,000
TOTAL MATERIALS & SUPPLIES		23,200	19,569	25,092	25,592	500
TOTAL OTHER OPERATING EXPENSES		193,305	187,870	174,658	190,601	15,943
48172	HARDWARE	1,100	1,690	1,100	5,265	4,165

04/08/2024

CITY OF HARRISONBURG, VA
EXPENDITURE BUDGET

FUND - 1000 - GENERAL FUND
FUNCTION - 100 - GENERAL GOVERNMENT
ACTIVITY - 1100 - LEGISLATIVE
DEPARTMENT - 110111 - CITY COUNCIL

ACCOUNT-----	TITLE -----	-----	2022-2023 -----	2023-2024	2024-2025	NET
		BUDGET	ACTUAL	BUDGET	PROPOSED	CHANGE
48221	FURNITURE & FIXTURES	6,500				-
48264	EQUIPMENT	5,033	11,171			-
TOTAL CAPITAL OUTLAY		12,633	12,862	1,100	5,265	4,165
TOTAL CAPITAL OUTLAY		12,633	12,862	1,100	5,265	4,165
TOTAL CITY COUNCIL		326,369	322,334	325,189	357,213	32,024

CITY OF HARRISONBURG, VA
EXPENDITURE BUDGET

FUND - 1000 - GENERAL FUND
FUNCTION - 100 - GENERAL GOVERNMENT
ACTIVITY - 1200 - GENERAL & FINANCIAL ADMIN
DEPARTMENT - 120111 - MANAGER

ACCOUNT-----	TITLE -----	----- 2022-2023 -----	----- 2023-2024 -----	2024-2025	NET
		BUDGET	ACTUAL	PROPOSED	CHANGE
41010	SALARIES & WAGES-REG.	602,706	504,476	551,802	(81,985)
41020	SALARIES & WAGES-O/T		23		-
41054	PTO - PAYOUT		2,072		-
TOTAL PERSONAL SERVICES		602,706	506,571	551,802	(81,985)
TOTAL PERSONAL SERVICES		602,706	506,571	551,802	(81,985)
42010	FICA	49,970	34,874	42,213	(6,272)
42020	RETIREMENT - VRS	96,088	72,728	76,756	(16,474)
42030	RETIREMENT - VRS (DC)			8,495	8,495
42050	HEALTH INSURANCE	67,775	37,210	46,585	(9,524)
42060	LIFE INSURANCE - VRS	8,753	6,625	7,394	(1,099)
42070	DISABILITY (VLDP)	2,518	1,589	1,800	(435)
42080	DENTAL INSURANCE	850	543	702	(156)
42110	WORKER'S COMP.	312	307	270	(53)
TOTAL FRINGE BENEFITS		226,266	153,876	184,215	(25,518)
43100	PROFESSIONAL SERVICES	4,500	45,161	61,000	54,000
43320	SERVICE CONTRACTS	2,000	141	181	40
43700	CONTRACTED SERVICES		440		-
TOTAL PURCHASED SERVICES		6,500	45,742	61,181	54,040
44300	CENTRAL STORES		10		-
TOTAL INTERNAL SERVICES			10		-
45210	POSTAGE	200	107	1,320	1,120
45230	TELECOMMUNICATIONS	2,400	2,084	1,880	(604)
45305	PROPERTY/LIABILITY INS.			2,430	(90)
45355	INSURANCE DEDUCTIBLE		4,265		-
45360	SURETY BONDS	10	10	10	10
45370	PUB.OFFICIAL LIABILITY IN	1,510	1,433	1,510	1,510
45380	GENERAL LIABILITY INS.	550	591	550	550
45394	RETIREE H' CARE BENEFIT	1,920	1,920	1,920	-
45410	LEASE/RENT OF EQUIPMENT	2,000	917	804	(1,196)
45530	TRAINING & TRAVEL	18,980	8,245	31,100	6,820
45810	DUES & MEMBERSHIPS	3,396	4,462	3,960	(395)
TOTAL OTHER CHARGES		30,966	24,036	45,394	7,725
46010	OFFICE SUPPLIES	1,000	1,082	1,000	-
46120	BOOKS & SUBSCRIPTIONS	500	2,576	2,285	(458)
46140	OTHER OPERATING SUPPLIES	12,000	3,876	17,500	(5,600)

CITY OF HARRISONBURG, VA
EXPENDITURE BUDGET

FUND - 1000 - GENERAL FUND
 FUNCTION - 100 - GENERAL GOVERNMENT
 ACTIVITY - 1200 - GENERAL & FINANCIAL ADMIN
 DEPARTMENT - 120111 - MANAGER

ACCOUNT-----	TITLE -----	----- 2022-2023 -----	----- 2023-2024 -----	2024-2025	NET
		BUDGET	ACTUAL	PROPOSED	CHANGE
TOTAL MATERIALS & SUPPLIES		13,500	7,535	26,843	(6,058)
TOTAL OTHER OPERATING EXPENSES		277,232	231,199	281,386	30,189
48121	FURNITURE & FIXTURES	18,927	36,641		-
48172	HARDWARE	7,600	6,885	2,180	-
48273	SOFTWARE		32		-
TOTAL CAPITAL OUTLAY		26,527	43,558	2,180	-
TOTAL CAPITAL OUTLAY		26,527	43,558	2,180	-
TOTAL MANAGER		906,465	781,328	917,353	(51,796)

CITY OF HARRISONBURG, VA
EXPENDITURE BUDGET

FUND - 1000 - GENERAL FUND
FUNCTION - 100 - GENERAL GOVERNMENT
ACTIVITY - 1200 - GENERAL & FINANCIAL ADMIN
DEPARTMENT - 120211 - COMMUNICATIONS

		----- 2022-2023 -----		2023-2024	2024-2025	NET
ACCOUNT-----	TITLE -----	BUDGET	ACTUAL	BUDGET	PROPOSED	CHANGE
41010	SALARIES & WAGES-REG.				167,959	167,959
TOTAL PERSONAL SERVICES					167,959	167,959
TOTAL PERSONAL SERVICES					167,959	167,959
42010	FICA				12,849	12,849
42020	RETIREMENT - VRS				23,364	23,364
42030	RETIREMENT - VRS (DC)				4,199	4,199
42050	HEALTH INSURANCE				19,082	19,082
42060	LIFE INSURANCE - VRS				2,251	2,251
42070	DISABILITY (VLDP)				891	891
42080	DENTAL INSURANCE				312	312
42110	WORKER'S COMP.				100	100
TOTAL FRINGE BENEFITS					63,048	63,048
43100	PROFESSIONAL SERVICES				7,000	7,000
43320	SERVICE CONTRACTS				72	72
TOTAL PURCHASED SERVICES					7,072	7,072
45230	TELECOMMUNICATIONS				1,515	1,515
45530	TRAINING & TRAVEL				2,000	2,000
45810	DUES & MEMBERSHIPS				750	750
TOTAL OTHER CHARGES					4,265	4,265
46120	BOOKS & SUBSCRIPTIONS				2,976	2,976
46140	OTHER OPERATING SUPPLIES				13,100	13,100
TOTAL MATERIALS & SUPPLIES					16,076	16,076
TOTAL OTHER OPERATING EXPENSES					90,461	90,461
48172	HARDWARE				2,200	2,200
TOTAL CAPITAL OUTLAY					2,200	2,200
TOTAL CAPITAL OUTLAY					2,200	2,200
TOTAL COMMUNICATIONS					260,620	260,620

CITY OF HARRISONBURG, VA
EXPENDITURE BUDGET

FUND - 1000 - GENERAL FUND
FUNCTION - 100 - GENERAL GOVERNMENT
ACTIVITY - 1200 - GENERAL & FINANCIAL ADMIN
DEPARTMENT - 120411 - ATTORNEY

ACCOUNT-----	TITLE -----	----- 2022-2023 -----	----- 2023-2024 -----	2024-2025	NET
		BUDGET	ACTUAL	PROPOSED	CHANGE
41010	SALARIES & WAGES-REG.	276,129	276,141	303,098	26,957
41054	PTO - PAYOUT		1,973		-
TOTAL	PERSONAL SERVICES	276,129	278,114	303,098	26,957
TOTAL	PERSONAL SERVICES	276,129	278,114	303,098	26,957
42010	FICA	21,124	19,070	23,187	2,062
42020	RETIREMENT - VRS	40,619	40,620	42,161	1,541
42030	RETIREMENT - VRS (DC)			2,805	2,805
42050	HEALTH INSURANCE	20,530	20,843	26,267	1,982
42060	LIFE INSURANCE - VRS	3,701	3,700	4,062	362
42070	DISABILITY (VLDP)	503	544	595	51
42080	DENTAL INSURANCE	312	312	312	-
42110	WORKER'S COMP.	162	173	130	(54)
TOTAL	FRINGE BENEFITS	86,951	85,262	99,519	8,749
43152	OTHER LEGAL SERVICES	2,500	1,172	2,500	-
43320	SERVICE CONTRACTS		63		-
43600	ADVERTISING	400	644	400	-
TOTAL	PURCHASED SERVICES	2,900	1,878	2,900	-
45210	POSTAGE	100	41	150	50
45230	TELECOMMUNICATIONS	1,044	964	970	2
45305	PROPERTY/LIABILITY INS.			1,290	(40)
45370	PUB.OFFICIAL LIABILITY IN	810	768		-
45380	GENERAL LIABILITY INS.	290	311		-
45410	LEASE/RENT OF EQUIPMENT	22	798	22	778
45530	TRAINING & TRAVEL	3,700	1,387	3,700	-
45810	DUES & MEMBERSHIPS	1,540	1,240	1,540	-
TOTAL	OTHER CHARGES	7,506	5,509	7,620	790
46010	OFFICE SUPPLIES	300		300	-
46120	BOOKS & SUBSCRIPTIONS	3,600	3,999	4,300	700
46140	OTHER OPERATING SUPPLIES	6,000	456	6,000	(6,000)
TOTAL	MATERIALS & SUPPLIES	9,900	4,456	9,900	(5,300)
TOTAL	OTHER OPERATING EXPENSES	107,257	97,105	111,190	4,239
48172	HARDWARE			2,220	2,220
TOTAL	CAPITAL OUTLAY			2,220	2,220

04/08/2024

CITY OF HARRISONBURG, VA
EXPENDITURE BUDGET

FUND - 1000 - GENERAL FUND
FUNCTION - 100 - GENERAL GOVERNMENT
ACTIVITY - 1200 - GENERAL & FINANCIAL ADMIN
DEPARTMENT - 120411 - ATTORNEY

ACCOUNT-----	TITLE -----	-----	2022-2023 -----	2023-2024	2024-2025	NET
		BUDGET	ACTUAL	BUDGET	PROPOSED	CHANGE
TOTAL CAPITAL OUTLAY					2,220	2,220
TOTAL ATTORNEY		383,386	375,219	387,331	420,747	33,416

CITY OF HARRISONBURG, VA
EXPENDITURE BUDGET

FUND - 1000 - GENERAL FUND
FUNCTION - 100 - GENERAL GOVERNMENT
ACTIVITY - 1200 - GENERAL & FINANCIAL ADMIN
DEPARTMENT - 120511 - HUMAN RESOURCES

ACCOUNT-----	TITLE -----	----- 2022-2023 -----	----- 2023-2024 -----	----- 2024-2025 -----	NET
		BUDGET	ACTUAL	PROPOSED	CHANGE
41010	SALARIES & WAGES-REG.	449,788	385,587	475,530	95,628
41020	SALARIES & WAGES-O/T		4		-
41030	PT SALARIES & WAGES-REG		1,595		-
41054	PTO - PAYOUT		3,902		-
TOTAL PERSONAL SERVICES		449,788	391,088	475,530	95,628
TOTAL PERSONAL SERVICES		449,788	391,088	475,530	95,628
42010	FICA	34,409	28,183	36,378	7,316
42020	RETIREMENT - VRS	66,164	56,717	69,950	9,499
42030	RETIREMENT - VRS (DC)			7,824	7,824
42050	HEALTH INSURANCE	53,273	43,056	68,864	11,945
42060	LIFE INSURANCE - VRS	6,028	5,167	6,372	1,282
42070	DISABILITY (VLDP)	1,125	877	1,354	305
42080	DENTAL INSURANCE	936	624	1,014	78
42110	WORKER'S COMP.	256	242	256	24
TOTAL FRINGE BENEFITS		162,191	134,865	184,188	38,273
43100	PROFESSIONAL SERVICES	203,200	130,383	80,500	-
43110	MEDICAL SERVICES	100		100	(100)
43320	SERVICE CONTRACTS	5,556	4,956	7,919	6,056
43600	ADVERTISING	600	175	600	-
TOTAL PURCHASED SERVICES		209,456	135,514	89,119	5,956
45210	POSTAGE	2,000	1,679	2,000	(284)
45230	TELECOMMUNICATIONS	1,120	964	970	-
45305	PROPERTY/LIABILITY INS.			1,880	(70)
45370	PUB.OFFICIAL LIABILITY IN	1,180	1,119		-
45380	GENERAL LIABILITY INS.	430	461		-
45394	RETIREE H'CARE BENEFIT	1,050	1,050		-
45410	LEASE/RENT OF EQUIPMENT	2,900	3,116	2,900	220
45530	TRAINING & TRAVEL	24,870	10,370	20,870	1,500
45540	EDUCATION	1,000		1,000	(1,000)
45810	DUES & MEMBERSHIPS	3,800	2,033	3,875	350
TOTAL OTHER CHARGES		38,350	20,791	33,495	716
46010	OFFICE SUPPLIES	3,000	4,151	3,000	-
46120	BOOKS & SUBSCRIPTIONS	850	1,035	900	-
46140	OTHER OPERATING SUPPLIES	13,200	21,680	15,700	15,000
TOTAL MATERIALS & SUPPLIES		17,050	26,866	19,600	15,000

CITY OF HARRISONBURG, VA
EXPENDITURE BUDGET

FUND - 1000 - GENERAL FUND
 FUNCTION - 100 - GENERAL GOVERNMENT
 ACTIVITY - 1200 - GENERAL & FINANCIAL ADMIN
 DEPARTMENT - 120511 - HUMAN RESOURCES

ACCOUNT-----	TITLE -----	----- 2022-2023 -----	----- 2023-2024 -----	----- 2024-2025 -----	NET	
		BUDGET	ACTUAL	BUDGET	PROPOSED	CHANGE
TOTAL OTHER OPERATING EXPENSES		427,047	318,036	326,402	386,347	59,945
48121	FURNITURE & FIXTURES		3,078			-
48172	HARDWARE	3,826	3,313	5,400	3,000	(2,400)
TOTAL CAPITAL OUTLAY		3,826	6,391	5,400	3,000	(2,400)
TOTAL CAPITAL OUTLAY		3,826	6,391	5,400	3,000	(2,400)
TOTAL HUMAN RESOURCES		880,661	715,516	807,332	960,505	153,173

CITY OF HARRISONBURG, VA
EXPENDITURE BUDGET

FUND - 1000 - GENERAL FUND
 FUNCTION - 100 - GENERAL GOVERNMENT
 ACTIVITY - 1200 - GENERAL & FINANCIAL ADMIN
 DEPARTMENT - 120811 - INDEPENDENT AUDITOR

ACCOUNT-----	TITLE -----	-----	2022-2023 -----	2023-2024	2024-2025	NET
		BUDGET	ACTUAL	BUDGET	PROPOSED	CHANGE
43120	ACCOUNTING & AUDITING	24,895	24,895	23,520	26,720	3,200
TOTAL PURCHASED SERVICES		24,895	24,895	23,520	26,720	3,200
TOTAL OTHER OPERATING EXPENSES		24,895	24,895	23,520	26,720	3,200
TOTAL INDEPENDENT AUDITOR		24,895	24,895	23,520	26,720	3,200

CITY OF HARRISONBURG, VA
EXPENDITURE BUDGET

FUND - 1000 - GENERAL FUND
FUNCTION - 100 - GENERAL GOVERNMENT
ACTIVITY - 1200 - GENERAL & FINANCIAL ADMIN
DEPARTMENT - 120912 - REVENUE

ACCOUNT-----	TITLE -----	----- 2022-2023 -----	----- 2023-2024 -----	----- 2024-2025 -----	NET
		BUDGET	ACTUAL	PROPOSED	CHANGE
41010	SALARIES & WAGES-REG.	337,729	326,135	360,601	73,172
41020	SALARIES & WAGES-O/T		638		-
41030	PT SALARIES & WAGES-REG	24,276	13,480	24,283	8,689
41040	PT SALARIES & WAGES-O/T	1,000	1,004	1,000	-
41053	ANNUAL LEAVE - PAYOUT		507		-
TOTAL PERSONAL SERVICES		363,005	341,764	385,884	81,861
TOTAL PERSONAL SERVICES		363,005	341,764	385,884	81,861
42010	FICA	29,759	23,680	29,520	6,263
42020	RETIREMENT - VRS	53,505	47,981	53,044	7,294
42030	RETIREMENT - VRS (DC)			1,244	1,244
42050	HEALTH INSURANCE	68,055	55,341	67,560	13,186
42060	LIFE INSURANCE - VRS	4,874	4,371	4,832	981
42070	DISABILITY (VLDP)	476	209	209	54
42080	DENTAL INSURANCE	936	793	936	-
42110	WORKER'S COMP.	630	219	217	483
TOTAL FRINGE BENEFITS		158,235	132,594	156,318	29,505
43100	PROFESSIONAL SERVICES	630	521	580	25
43110	MEDICAL SERVICES	100			-
43320	SERVICE CONTRACTS	5,583	5,371	9,854	7,217
43600	ADVERTISING	660	711	660	-
TOTAL PURCHASED SERVICES		6,973	6,603	11,094	7,242
44300	CENTRAL STORES	750	570	850	(600)
TOTAL INTERNAL SERVICES		750	570	850	(600)
45210	POSTAGE	5,515	6,308	5,615	1,450
45305	PROPERTY/LIABILITY INS.			1,940	(70)
45360	SURETY BONDS	20	20		-
45370	PUB.OFFICIAL LIABILITY IN	1,200	1,138		-
45380	GENERAL LIABILITY INS.	440	472		-
45410	LEASE/RENT OF EQUIPMENT	5,944	5,618	5,985	-
45530	TRAINING & TRAVEL	3,690	3,226	4,200	180
45540	EDUCATION			500	(500)
45810	DUES & MEMBERSHIPS	2,095	2,185	2,210	129
45831	INT ON BPOL & PP REFUNDS	7,500	4,081	7,500	-
TOTAL OTHER CHARGES		26,404	23,049	27,950	1,189
46010	OFFICE SUPPLIES	3,000	3,924	3,200	1,000
46120	BOOKS & SUBSCRIPTIONS	1,386	1,428	1,494	475

CITY OF HARRISONBURG, VA
EXPENDITURE BUDGET

FUND - 1000 - GENERAL FUND
 FUNCTION - 100 - GENERAL GOVERNMENT
 ACTIVITY - 1200 - GENERAL & FINANCIAL ADMIN
 DEPARTMENT - 120912 - REVENUE

ACCOUNT-----	TITLE -----	----- 2022-2023 -----	----- 2023-2024 -----	2024-2025	NET	
		BUDGET	ACTUAL	BUDGET	PROPOSED	CHANGE
TOTAL MATERIALS & SUPPLIES		4,386	5,352	4,694	6,169	1,475
TOTAL OTHER OPERATING EXPENSES		196,748	168,168	200,906	239,717	38,811
48171 EDP EQUIPMENT		2,639	2,372	1,100	2,820	1,720
TOTAL CAPITAL OUTLAY		2,639	2,372	1,100	2,820	1,720
TOTAL CAPITAL OUTLAY		2,639	2,372	1,100	2,820	1,720
TOTAL REVENUE		562,392	512,304	587,890	710,282	122,392

CITY OF HARRISONBURG, VA
EXPENDITURE BUDGET

FUND - 1000 - GENERAL FUND
FUNCTION - 100 - GENERAL GOVERNMENT
ACTIVITY - 1200 - GENERAL & FINANCIAL ADMIN
DEPARTMENT - 121012 - ASSESSOR

ACCOUNT-----	TITLE -----	----- 2022-2023 -----	----- 2023-2024 -----	2024-2025	NET
		BUDGET	ACTUAL	PROPOSED	CHANGE
41010	SALARIES & WAGES-REG.	201,421	198,579	202,230	45,815
41020	SALARIES & WAGES-O/T		164		-
41030	PT SALARIES & WAGES-REG	35,814	33,180	36,890	11,827
41053	ANNUAL LEAVE - PAYOUT	3,300	3,288		-
TOTAL PERSONAL SERVICES		240,535	235,211	239,120	57,642
TOTAL PERSONAL SERVICES		240,535	235,211	239,120	57,642
42010	FICA	18,149	17,072	18,293	4,409
42020	RETIREMENT - VRS	29,629	29,630	29,748	4,756
42030	RETIREMENT - VRS (DC)			3,650	3,650
42050	HEALTH INSURANCE	15,527	15,764	18,368	1,498
42060	LIFE INSURANCE - VRS	2,700	2,699	2,710	614
42070	DISABILITY (VLDP)	568	615	619	155
42080	DENTAL INSURANCE	624	468	624	-
42110	WORKER'S COMP.	255	419	449	351
TOTAL FRINGE BENEFITS		67,452	66,666	70,811	15,433
43100	PROFESSIONAL SERVICES	3,400	3,744	4,750	330
43320	SERVICE CONTRACTS	31,184	31,153	27,740	13,820
TOTAL PURCHASED SERVICES		34,584	34,897	32,490	14,150
44200	C.G. - PARTS AND LABOR	3,400	3,722	4,600	200
44310	C.G. - FUEL	1,900	1,181	1,900	(800)
TOTAL INTERNAL SERVICES		5,300	4,903	6,500	(600)
45210	POSTAGE	4,400	5,025	5,600	100
45230	TELECOMMUNICATIONS	1,025	1,019	1,025	-
45305	PROPERTY/LIABILITY INS.			1,800	(60)
45350	VEHICLE & EQUIPMENT INS.	540	493		-
45370	PUB.OFFICIAL LIABILITY IN	790	749		-
45380	GENERAL LIABILITY INS.	290	311		-
45410	LEASE/RENT OF EQUIPMENT	2,700	2,649	2,700	-
45530	TRAINING & TRAVEL	3,225	2,968	3,900	460
TOTAL OTHER CHARGES		12,970	13,215	15,025	500
46010	OFFICE SUPPLIES	600	517	600	150
46120	BOOKS & SUBSCRIPTIONS	1,329	1,219	1,353	75
TOTAL MATERIALS & SUPPLIES		1,929	1,736	1,953	225

CITY OF HARRISONBURG, VA
EXPENDITURE BUDGET

FUND - 1000 - GENERAL FUND
 FUNCTION - 100 - GENERAL GOVERNMENT
 ACTIVITY - 1200 - GENERAL & FINANCIAL ADMIN
 DEPARTMENT - 121012 - ASSESSOR

ACCOUNT-----	TITLE -----	----- 2022-2023 -----	----- 2023-2024 -----	----- 2024-2025 -----	NET	
		BUDGET	ACTUAL	BUDGET	PROPOSED	CHANGE
TOTAL OTHER OPERATING EXPENSES		122,235	121,418	126,779	156,487	29,708
48151	MOTOR VEHICLES & EQUIP.	25,800	25,727			-
48171	EDP EQUIPMENT	2,613	1,226	1,300	4,220	2,920
TOTAL CAPITAL OUTLAY		28,413	26,953	1,300	4,220	2,920
TOTAL CAPITAL OUTLAY		28,413	26,953	1,300	4,220	2,920
TOTAL ASSESSOR		391,183	383,582	367,199	457,469	90,270

CITY OF HARRISONBURG, VA
EXPENDITURE BUDGET

FUND - 1000 - GENERAL FUND
 FUNCTION - 100 - GENERAL GOVERNMENT
 ACTIVITY - 1200 - GENERAL & FINANCIAL ADMIN
 DEPARTMENT - 121112 - EQUALIZATION

ACCOUNT-----	TITLE -----	----- 2022-2023 -----		2023-2024	2024-2025	NET CHANGE
		BUDGET	ACTUAL	BUDGET	PROPOSED	
43130	MANAGEMENT CONSULTANT	2,900	2,900	2,900	2,900	-
TOTAL PURCHASED SERVICES		2,900	2,900	2,900	2,900	-
46140	OTHER OPERATING SUPPLIES	400	245	400	400	-
TOTAL MATERIALS & SUPPLIES		400	245	400	400	-
TOTAL OTHER OPERATING EXPENSES		3,300	3,145	3,300	3,300	-
TOTAL EQUALIZATION		3,300	3,145	3,300	3,300	-

CITY OF HARRISONBURG, VA
EXPENDITURE BUDGET

FUND - 1000 - GENERAL FUND
FUNCTION - 100 - GENERAL GOVERNMENT
ACTIVITY - 1200 - GENERAL & FINANCIAL ADMIN
DEPARTMENT - 121313 - TREASURER

ACCOUNT-----	TITLE -----	----- 2022-2023 -----	----- 2023-2024 -----	----- 2024-2025 -----	NET
		BUDGET	ACTUAL	PROPOSED	CHANGE
41010	SALARIES & WAGES-REG.	469,451	460,576	464,805	73,154
41020	SALARIES & WAGES-O/T	1,500	429	1,500	(1,000)
41030	PT SALARIES & WAGES-REG	22,491	4,763	11,898	2,703
41050	ANNUAL LEAVE - SEPARATION	2,172	3,829		-
41051	SICK LEAVE - SEPARATION	731	598		-
41053	ANNUAL LEAVE - PAYOUT		2,062		-
TOTAL PERSONAL SERVICES		496,345	472,257	478,203	74,857
TOTAL PERSONAL SERVICES		496,345	472,257	478,203	74,857
42010	FICA	37,971	31,632	36,583	5,727
42020	RETIREMENT - VRS	69,056	67,919	68,373	6,457
42030	RETIREMENT - VRS (DC)			2,526	2,526
42050	HEALTH INSURANCE	73,431	85,362	99,455	(11,712)
42060	LIFE INSURANCE - VRS	6,291	6,187	6,228	980
42070	DISABILITY (VLDP)	439	468	475	61
42080	DENTAL INSURANCE	1,248	1,092	1,248	-
42110	WORKER'S COMP.	284	313	332	8
TOTAL FRINGE BENEFITS		188,720	192,972	212,694	4,047
43100	PROFESSIONAL SERVICES	17,146	13,494	17,400	2,500
43110	MEDICAL SERVICES	100		100	(100)
43320	SERVICE CONTRACTS	521	314	521	95
43330	MAINT & REP.-MACH & EQUIP	200		200	-
43600	ADVERTISING	1,500	827	1,500	-
43700	CONTRACTED SERVICES	200	225	250	-
TOTAL PURCHASED SERVICES		19,667	14,859	19,971	2,495
44200	C.G. - PARTS AND LABOR	3,300	2,400	2,900	(1,100)
44300	CENTRAL STORES	500	397	500	-
44310	C.G. - FUEL	200	134	200	(100)
TOTAL INTERNAL SERVICES		4,000	2,930	3,600	(1,200)
45210	POSTAGE	36,000	57,017	42,000	6,000
45230	TELECOMMUNICATIONS	2,000			-
45300	PREVENT MAINTENANCE INSUR			230	230
45305	PROPERTY/LIABILITY INS.			4,270	(160)
45350	VEHICLE & EQUIPMENT INS.	200	183		-
45360	SURETY BONDS	1,280	1,259		-
45370	PUB.OFFICIAL LIABILITY IN	1,730	1,642		-
45380	GENERAL LIABILITY INS.	630	676		-
45410	LEASE/RENT OF EQUIPMENT	5,006	5,359	5,006	-
45530	TRAINING & TRAVEL	4,000	4,713	4,000	755

CITY OF HARRISONBURG, VA
EXPENDITURE BUDGET

FUND - 1000 - GENERAL FUND

FUNCTION - 100 - GENERAL GOVERNMENT

ACTIVITY - 1200 - GENERAL & FINANCIAL ADMIN

DEPARTMENT - 121313 - TREASURER

ACCOUNT-----	TITLE -----	----- 2022-2023 -----	----- 2023-2024 -----	2024-2025	NET	
		BUDGET	ACTUAL	BUDGET	PROPOSED	CHANGE
45810	DUES & MEMBERSHIPS	750	1,255	550	550	-
45850	FREIGHT & DRAYAGE	100	353	200	200	-
TOTAL OTHER CHARGES		51,696	72,457	56,026	62,851	6,825
46010	OFFICE SUPPLIES	7,500	13,316	8,500	9,000	500
46140	OTHER OPERATING SUPPLIES		99	250	250	-
46152	TAGS DECALS STAMPS-RESALE	12,921	7,917	12,416	12,516	100
TOTAL MATERIALS & SUPPLIES		20,421	21,331	21,166	21,766	600
TOTAL OTHER OPERATING EXPENSES		284,504	304,551	313,457	326,224	12,767
48121	FURNITURE & FIXTURES			4,000		(4,000)
48172	HARDWARE	6,091	6,261	6,900	1,500	(5,400)
TOTAL CAPITAL OUTLAY		6,091	6,261	10,900	1,500	(9,400)
TOTAL CAPITAL OUTLAY		6,091	6,261	10,900	1,500	(9,400)
TOTAL TREASURER		786,940	783,069	802,560	880,784	78,224

CITY OF HARRISONBURG, VA
EXPENDITURE BUDGET

FUND - 1000 - GENERAL FUND
FUNCTION - 100 - GENERAL GOVERNMENT
ACTIVITY - 1200 - GENERAL & FINANCIAL ADMIN
DEPARTMENT - 121511 - FINANCE

ACCOUNT-----	TITLE -----	----- 2022-2023 -----	----- 2023-2024 -----	----- 2024-2025 -----	NET	
		BUDGET	ACTUAL	PROPOSED	CHANGE	
41010	SALARIES & WAGES-REG.	409,722	387,132	564,991	649,418	84,427
41020	SALARIES & WAGES-O/T	603	156	652	967	315
41030	PT SALARIES & WAGES-REG	57,785	31,072	7,135	10,059	2,924
41050	ANNUAL LEAVE - SEPARATION		11,109			-
41051	SICK LEAVE - SEPARATION		4,123			-
41053	ANNUAL LEAVE - PAYOUT		9,687			-
TOTAL PERSONAL SERVICES		468,110	443,278	572,778	660,444	87,666
TOTAL PERSONAL SERVICES		468,110	443,278	572,778	660,444	87,666
42010	FICA	35,483	31,837	43,818	50,524	6,706
42020	RETIREMENT - VRS	63,023	56,747	83,111	90,335	7,224
42030	RETIREMENT - VRS (DC)				8,633	8,633
42050	HEALTH INSURANCE	59,178	51,550	87,784	105,849	18,065
42060	LIFE INSURANCE - VRS	6,835	5,169	7,571	8,703	1,132
42070	DISABILITY (VLDP)	954	479	1,032	1,487	455
42080	DENTAL INSURANCE	1,170	871	1,326	1,326	-
42110	WORKER'S COMP.	228	272	290	290	-
TOTAL FRINGE BENEFITS		166,871	146,925	224,932	267,147	42,215
43100	PROFESSIONAL SERVICES	22,350	11,860	24,410	19,110	(5,300)
43160	BANKING SERVICE FEES	30,000	30,541	30,000	32,000	2,000
43320	SERVICE CONTRACTS	1,605	1,456	1,625	1,820	195
43330	MAINT & REP.-MACH & EQUIP	500		500	500	-
43600	ADVERTISING	1,750	1,397	1,950	1,950	-
43700	CONTRACTED SERVICES	300	225	300	300	-
TOTAL PURCHASED SERVICES		56,505	45,479	58,785	55,680	(3,105)
44300	CENTRAL STORES	250		250	250	-
TOTAL INTERNAL SERVICES		250		250	250	-
45210	POSTAGE	1,200	1,183	1,200	1,200	-
45230	TELECOMMUNICATIONS	540	542	540	540	-
45305	PROPERTY/LIABILITY INS.			2,210	2,130	(80)
45360	SURETY BONDS	20	20			-
45370	PUB.OFFICIAL LIABILITY IN	1,370	1,300			-
45380	GENERAL LIABILITY INS.	500	537			-
45394	RETIREE H'CARE BENEFIT		1,400	3,500	4,200	700
45410	LEASE/RENT OF EQUIPMENT	2,300	2,493	2,600	2,500	(100)
45530	TRAINING & TRAVEL	6,000	6,398	6,700	6,700	-
45810	DUES & MEMBERSHIPS	1,800	1,085	1,800	2,200	400
TOTAL OTHER CHARGES		13,730	14,958	18,550	19,470	920

CITY OF HARRISONBURG, VA
EXPENDITURE BUDGET

FUND - 1000 - GENERAL FUND
FUNCTION - 100 - GENERAL GOVERNMENT
ACTIVITY - 1200 - GENERAL & FINANCIAL ADMIN
DEPARTMENT - 121511 - FINANCE

ACCOUNT-----	TITLE -----	----- 2022-2023 -----	----- 2023-2024 -----	----- 2024-2025 -----	NET	
		BUDGET	ACTUAL	BUDGET	PROPOSED	CHANGE
46010	OFFICE SUPPLIES	2,000	1,061	2,000	2,000	-
46120	BOOKS & SUBSCRIPTIONS	500	213	500	500	-
46140	OTHER OPERATING SUPPLIES	3,700	3,888	3,700	3,700	-
TOTAL MATERIALS & SUPPLIES		6,200	5,162	6,200	6,200	-
TOTAL OTHER OPERATING EXPENSES		243,556	212,525	308,717	348,747	40,030
48171	EDP EQUIPMENT	4,230	6,095	900	1,200	300
TOTAL CAPITAL OUTLAY		4,230	6,095	900	1,200	300
TOTAL CAPITAL OUTLAY		4,230	6,095	900	1,200	300
TOTAL FINANCE		715,896	661,898	882,395	1,010,391	127,996

CITY OF HARRISONBURG, VA
EXPENDITURE BUDGET

FUND - 1000 - GENERAL FUND
FUNCTION - 100 - GENERAL GOVERNMENT
ACTIVITY - 1200 - GENERAL & FINANCIAL ADMIN
DEPARTMENT - 122011 - INFORMATION TECHNOLOGY

ACCOUNT-----	TITLE -----	----- 2022-2023 -----	----- 2023-2024 -----	----- 2024-2025 -----	NET
		BUDGET	ACTUAL	PROPOSED	CHANGE
41010	SALARIES & WAGES-REG.	882,285	824,419	871,919	109,934
41017	STAND BY PAY			200	200
41020	SALARIES & WAGES-O/T		137		-
41060	PTO - SEPARATION		5,377		-
TOTAL PERSONAL SERVICES		882,285	829,933	871,919	110,134
TOTAL PERSONAL SERVICES		882,285	829,933	871,919	110,134
42010	FICA	67,495	59,431	66,702	8,425
42020	RETIREMENT - VRS	129,784	120,923	128,260	8,316
42030	RETIREMENT - VRS (DC)			14,030	14,030
42050	HEALTH INSURANCE	114,049	101,582	114,723	9,359
42060	LIFE INSURANCE - VRS	11,823	11,016	11,684	1,472
42070	DISABILITY (VLDP)	2,843	2,420	2,685	289
42080	DENTAL INSURANCE	2,340	1,814	2,340	-
42110	WORKER'S COMP.	1,223	1,446	1,553	(243)
TOTAL FRINGE BENEFITS		329,557	298,631	327,947	41,648
43100	PROFESSIONAL SERVICES	36,000	26,158	50,000	-
43110	MEDICAL SERVICES	300		300	(300)
43320	SERVICE CONTRACTS	1,093,984	1,020,376	975,469	(32,486)
43330	MAINT & REP.-MACH & EQUIP	1,000		1,000	-
43600	ADVERTISING	150	663	150	-
TOTAL PURCHASED SERVICES		1,131,434	1,047,197	1,026,919	(32,786)
44200	C.G. - PARTS AND LABOR	1,600	1,200	2,000	500
44300	CENTRAL STORES		35		150
44307	C.S.-OFFICE SUPPLIES	300		300	-
44310	C.G. - FUEL	300	164	300	200
TOTAL INTERNAL SERVICES		2,200	1,398	2,600	850
45230	TELECOMMUNICATIONS	34,335	55,437	52,946	(18,476)
45305	PROPERTY/LIABILITY INS.			19,820	21,960
45350	VEHICLE & EQUIPMENT INS.	320	292		-
45370	PUB.OFFICIAL LIABILITY IN	4,190	3,975		-
45380	GENERAL LIABILITY INS.	13,170	13,283		-
45530	TRAINING & TRAVEL	44,515	27,523	56,945	6,905
45810	DUES & MEMBERSHIPS	585	3,815	585	525
45850	FREIGHT & DRAYAGE		297	600	(600)
TOTAL OTHER CHARGES		97,115	104,622	130,896	(9,506)
46010	OFFICE SUPPLIES	5,000	2,306	5,000	-

CITY OF HARRISONBURG, VA
EXPENDITURE BUDGET

FUND - 1000 - GENERAL FUND
 FUNCTION - 100 - GENERAL GOVERNMENT
 ACTIVITY - 1200 - GENERAL & FINANCIAL ADMIN
 DEPARTMENT - 122011 - INFORMATION TECHNOLOGY

ACCOUNT-----	TITLE -----	----- 2022-2023 -----	----- 2023-2024 -----	2024-2025	NET	
		BUDGET	ACTUAL	BUDGET	PROPOSED	CHANGE
46140	OTHER OPERATING SUPPLIES	5,000	21,769	5,000	15,000	10,000
TOTAL MATERIALS & SUPPLIES		10,000	24,075	10,000	20,000	10,000
TOTAL OTHER OPERATING EXPENSES		1,570,306	1,475,924	1,498,362	1,508,568	10,206
48121	FURNITURE & FIXTURES	1,000	6,149	1,000	1,000	-
48151	MOTOR VEHICLES & EQUIP.			40,000		(40,000)
48171	EDP EQUIPMENT	23,260		6,000	3,000	(3,000)
48172	HARDWARE	196,900	164,660	12,000	190,211	178,211
48173	SOFTWARE	59,543	17,009			-
48271	EDP EQUIPMENT	54,908	12,524			-
48272	HARDWARE	36,000	29,218	45,000		(45,000)
48273	SOFTWARE		24,939			-
TOTAL CAPITAL OUTLAY		371,611	254,499	104,000	194,211	90,211
TOTAL CAPITAL OUTLAY		371,611	254,499	104,000	194,211	90,211
TOTAL INFORMATION TECHNOLOGY		2,824,202	2,560,356	2,474,281	2,684,832	210,551

CITY OF HARRISONBURG, VA
EXPENDITURE BUDGET

FUND - 1000 - GENERAL FUND
 FUNCTION - 100 - GENERAL GOVERNMENT
 ACTIVITY - 1200 - GENERAL & FINANCIAL ADMIN
 DEPARTMENT - 122211 - PURCHASING

ACCOUNT-----	TITLE -----	----- 2022-2023 -----	----- 2023-2024 -----	2024-2025	NET
		BUDGET	ACTUAL	PROPOSED	CHANGE
41010	SALARIES & WAGES-REG.	110,632	67,059	110,636	13,249
41030	PT SALARIES & WAGES-REG	18,608	30,909	19,173	18,779
TOTAL PERSONAL SERVICES		129,240	97,969	129,809	32,028
TOTAL PERSONAL SERVICES		129,240	97,969	129,809	32,028
42010	FICA	9,887	7,506	9,931	2,450
42020	RETIREMENT - VRS	16,275	9,864	16,275	958
42030	RETIREMENT - VRS (DC)			3,098	3,098
42050	HEALTH INSURANCE	25,383		30,026	(17,379)
42060	LIFE INSURANCE - VRS	1,483	899	1,483	178
42070	DISABILITY (VLDP)	214	355	231	426
42080	DENTAL INSURANCE	312		312	-
42110	WORKER'S COMP.	73	53	55	5
TOTAL FRINGE BENEFITS		53,627	18,678	58,313	(10,264)
43320	SERVICE CONTRACTS	6,322	6,896	6,722	10,238
43600	ADVERTISING	400	46	400	-
TOTAL PURCHASED SERVICES		6,722	6,942	7,122	10,238
45210	POSTAGE	50	37	50	-
45305	PROPERTY/LIABILITY INS.			720	(20)
45360	SURETY BONDS	10	10		-
45370	PUB.OFFICIAL LIABILITY IN	450	427		-
45380	GENERAL LIABILITY INS.	160	171		-
45410	LEASE/RENT OF EQUIPMENT	600	623	600	20
45530	TRAINING & TRAVEL	3,200	699	3,600	-
45810	DUES & MEMBERSHIPS	300	327	300	160
TOTAL OTHER CHARGES		4,770	2,294	5,270	160
46010	OFFICE SUPPLIES	400	30	400	-
46120	BOOKS & SUBSCRIPTIONS	100		100	-
46140	OTHER OPERATING SUPPLIES	5	283	100	-
TOTAL MATERIALS & SUPPLIES		505	313	600	-
TOTAL OTHER OPERATING EXPENSES		65,624	28,226	71,305	134
48171	EDP EQUIPMENT	1,100	170	1,100	(1,100)
TOTAL CAPITAL OUTLAY		1,100	170	1,100	(1,100)

CITY OF HARRISONBURG, VA
EXPENDITURE BUDGET

FUND - 1000 - GENERAL FUND
 FUNCTION - 100 - GENERAL GOVERNMENT
 ACTIVITY - 1200 - GENERAL & FINANCIAL ADMIN
 DEPARTMENT - 122211 - PURCHASING

ACCOUNT-----	TITLE -----	----- 2022-2023 -----	----- 2023-2024 -----	2024-2025	NET
		BUDGET	ACTUAL	PROPOSED	CHANGE
TOTAL CAPITAL OUTLAY		1,100	170	1,100	(1,100)
TOTAL PURCHASING		195,964	126,365	202,214	31,062

CITY OF HARRISONBURG, VA
EXPENDITURE BUDGET

FUND - 1000 - GENERAL FUND
FUNCTION - 100 - GENERAL GOVERNMENT
ACTIVITY - 1300 - BOARD OF ELECTIONS
DEPARTMENT - 130114 - ELECTORAL BOARD

ACCOUNT-----	TITLE -----	----- 2022-2023 -----	----- 2023-2024 -----	2024-2025	NET
		BUDGET	ACTUAL	PROPOSED	CHANGE
41010	SALARIES & WAGES-REG.	97,395	97,050	150,051	9,714
41030	PT SALARIES & WAGES-REG	64,668	53,395	66,706	28,670
41040	PT SALARIES & WAGES-O/T	2,600	1,913	2,600	1,000
TOTAL PERSONAL SERVICES		164,663	152,357	219,357	39,384
TOTAL PERSONAL SERVICES		164,663	152,357	219,357	39,384
42010	FICA	12,597	14,101	16,782	3,012
42020	RETIREMENT - VRS	14,327	14,272	22,072	152
42030	RETIREMENT - VRS (DC)			2,608	2,608
42050	HEALTH INSURANCE			11,691	(5,256)
42060	LIFE INSURANCE - VRS	1,305	1,300	2,011	130
42070	DISABILITY (VLDP)	492	514	795	(242)
42080	DENTAL INSURANCE	156		312	-
42110	WORKER'S COMP.	94	153	166	(26)
TOTAL FRINGE BENEFITS		28,971	30,340	53,829	378
43100	PROFESSIONAL SERVICES		117		-
43105	POLL WORKERS	53,000	54,110	76,500	13,070
43320	SERVICE CONTRACTS		3,376		-
43330	MAINT & REP.-MACH & EQUIP	7,805	5,858	9,595	1,750
43600	ADVERTISING	600	580	2,400	-
TOTAL PURCHASED SERVICES		61,405	64,040	88,495	14,820
44300	CENTRAL STORES	500	228	500	-
TOTAL INTERNAL SERVICES		500	228	500	-
45210	POSTAGE	5,000	7,215	7,900	5,100
45230	TELECOMMUNICATIONS	1,968	622	1,968	32
45305	PROPERTY/LIABILITY INS.			1,100	(40)
45320	FIRE INSURANCE		38		-
45350	VEHICLE & EQUIPMENT INS.	200	194		-
45360	SURETY BONDS	10	10		-
45370	PUB.OFFICIAL LIABILITY IN	540	512		-
45380	GENERAL LIABILITY INS.	200	215		-
45410	LEASE/RENT OF EQUIPMENT	1,680	1,969	2,036	6,179
45510	MILEAGE	75	20	95	(95)
45530	TRAINING & TRAVEL	5,000	3,604	7,345	6,605
45540	EDUCATION		598		-
45810	DUES & MEMBERSHIPS	380	734	650	140
TOTAL OTHER CHARGES		15,053	15,732	21,094	17,921

CITY OF HARRISONBURG, VA
EXPENDITURE BUDGET

FUND - 1000 - GENERAL FUND
FUNCTION - 100 - GENERAL GOVERNMENT
ACTIVITY - 1300 - BOARD OF ELECTIONS
DEPARTMENT - 130114 - ELECTORAL BOARD

ACCOUNT-----	TITLE -----	----- 2022-2023 -----	----- 2023-2024 -----	2024-2025	NET
		BUDGET	ACTUAL	PROPOSED	CHANGE
46010	OFFICE SUPPLIES	6,500	2,796	10,000	-
46120	BOOKS & SUBSCRIPTIONS	360	92	430	30
46140	OTHER OPERATING SUPPLIES	8,500	13,675	23,600	9,400
TOTAL MATERIALS & SUPPLIES		15,360	16,562	34,030	9,430
TOTAL OTHER OPERATING EXPENSES		121,289	126,902	197,948	42,549
48110	MACHINERY & EQUIPMENT	5,330	6,384	5,685	16,015
48171	EDP EQUIPMENT		545	8,400	(3,600)
48271	EDP EQUIPMENT			3,400	(2,900)
TOTAL CAPITAL OUTLAY		5,330	6,929	17,485	9,515
TOTAL CAPITAL OUTLAY		5,330	6,929	17,485	9,515
TOTAL ELECTORAL BOARD		291,282	286,188	434,790	91,448

CITY OF HARRISONBURG, VA
EXPENDITURE BUDGET

FUND - 1000 - GENERAL FUND
FUNCTION - 300 - PUBLIC SAFETY
ACTIVITY - 3100 - LAW ENFORCEMENT
DEPARTMENT - 310131 - POLICE ADMINISTRATION

ACCOUNT-----	TITLE -----	BUDGET	ACTUAL	BUDGET	PROPOSED	NET CHANGE
		----- 2022-2023 -----	----- 2022-2023 -----	2023-2024	2024-2025	
41010	SALARIES & WAGES-REG.	1,581,723	1,485,207	1,724,819	2,048,072	323,253
41016	UNIFORM CLEANING ALLOW.	3,000	2,250	3,375	3,600	225
41020	SALARIES & WAGES-O/T	50,000	43,930	50,000	52,500	2,500
41029	SPECIAL PAY TRAINERS	1,800	2,610	1,800	1,800	-
41030	PT SALARIES & WAGES-REG	26,650	11,512	36,608	59,313	22,705
41050	ANNUAL LEAVE - SEPARATION		2,444			-
41051	SICK LEAVE - SEPARATION		983			-
41053	ANNUAL LEAVE - PAYOUT		327			-
41054	PTO - PAYOUT		2,723			-
41060	PTO - SEPARATION		208			-
TOTAL PERSONAL SERVICES		1,663,173	1,552,193	1,816,602	2,165,285	348,683
TOTAL PERSONAL SERVICES		1,663,173	1,552,193	1,816,602	2,165,285	348,683
42010	FICA	140,619	109,683	138,795	165,644	26,849
42020	RETIREMENT - VRS	258,414	220,953	253,721	284,887	31,166
42030	RETIREMENT - VRS (DC)				10,310	10,310
42050	HEALTH INSURANCE	259,222	226,301	306,048	295,175	(10,873)
42060	LIFE INSURANCE - VRS	23,540	20,127	23,113	27,444	4,331
42070	DISABILITY (VLDP)	1,732	1,856	1,981	2,185	204
42080	DENTAL INSURANCE	4,524	3,471	4,602	4,680	78
42110	WORKER'S COMP.	31,460	27,641	28,906	33,340	4,434
42120	CLOTHING ALLOWANCE	3,600	2,550	5,200	7,800	2,600
42190	LODA	14,440	14,696	14,700	15,630	930
TOTAL FRINGE BENEFITS		737,551	627,277	777,066	847,095	70,029
43100	PROFESSIONAL SERVICES	15,795	9,395	15,795	18,795	3,000
43110	MEDICAL SERVICES	42,974	25,730	43,474	41,844	(1,630)
43320	SERVICE CONTRACTS	446,390	381,746	481,109	525,160	44,051
43336	MAINT & REP.-RADIO EQUIP		1,032			-
43340	MAINT & REP.-FURN & FIX	1,000		1,000	1,000	-
43350	MAINT & REP.-AUTO EQUIP.	18,000	29,548	20,000	22,000	2,000
43360	MAINT & REP.-BLDGS & GNDS	25,000	20,305	25,000	25,000	-
43500	PRINTING AND BINDING	3,785	5,018	3,785	3,785	-
43600	ADVERTISING	15,000	3,197	15,000	15,000	-
43604	RECRUITMENT	10,100	4,337	10,000	10,000	-
43720	LAUNDRY & DRY CLEANING	500	353	500	500	-
TOTAL PURCHASED SERVICES		578,544	480,661	615,663	663,084	47,421
44200	C.G. - PARTS AND LABOR	192,500	195,843	224,200	247,600	23,400
44300	CENTRAL STORES	500	21	500	500	-
44302	C.S.-POWER.EQUIP.SUPPLIES	100		100		(100)
44307	C.S.-OFFICE SUPPLIES	2,500	806	2,500	1,500	(1,000)
44309	C.S.-OTHER SUPPLIES	1,500	2,684	2,000	2,000	-

CITY OF HARRISONBURG, VA
EXPENDITURE BUDGET

FUND - 1000 - GENERAL FUND
 FUNCTION - 300 - PUBLIC SAFETY
 ACTIVITY - 3100 - LAW ENFORCEMENT
 DEPARTMENT - 310131 - POLICE ADMINISTRATION

ACCOUNT-----	TITLE -----	----- 2022-2023 -----	----- 2023-2024 -----	----- 2024-2025 -----	NET	
		BUDGET	ACTUAL	BUDGET	PROPOSED	CHANGE
44310	C.G. - FUEL	190,200	190,822	190,200	208,500	18,300
TOTAL INTERNAL SERVICES		387,300	390,177	419,500	460,100	40,600
45110	ELECTRICITY	700	769	700	700	-
45130	WATER & SEWER	350		350	350	-
45210	POSTAGE	1,500	2,862	1,500	1,500	-
45220	MESSENGER SVS./PACKAGES	200	821	300	1,000	700
45230	TELECOMMUNICATIONS	83,700	79,900	84,056	86,013	1,957
45305	PROPERTY/LIABILITY INS.			94,290	90,690	(3,600)
45340	PROPERTY INSURANCE	200	193			-
45350	VEHICLE & EQUIPMENT INS.	49,260	45,039			-
45355	INSURANCE DEDUCTIBLE		1,663			-
45360	SURETY BONDS	40	39			-
45370	PUB.OFFICIAL LIABILITY IN	9,870	9,363			-
45380	GENERAL LIABILITY INS.	32,520	26,934			-
45394	RETIREE H'CARE BENEFIT	14,940	13,260	10,920	10,920	-
45410	LEASE/RENT OF EQUIPMENT	28,196	22,995	28,196	29,511	1,315
45530	TRAINING & TRAVEL	78,405	42,886	61,315	81,100	19,785
45540	EDUCATION		1,000	2,000	2,000	-
45810	DUES & MEMBERSHIPS	86,478	87,410	85,668	97,550	11,882
TOTAL OTHER CHARGES		386,359	335,134	369,295	401,334	32,039
46010	OFFICE SUPPLIES	25,000	15,369	25,000	20,000	(5,000)
46070	REPAIR & MAINT. SUPPLIES	6,000	521	6,000	2,000	(4,000)
46030	FOOD SUPPLIES	8,300	2,688	8,300	8,300	-
46080	POWERED EQUIPMENT FUELS	2,000	424	2,000	1,000	(1,000)
46100	POLICE SUPPLIES	22,500	21,109	23,370	23,370	-
46101	AMMUNITION	184,683	138,521	97,000	92,000	(5,000)
46102	EVIDENCE SUPPLY	5,000	7,012	6,000	6,000	-
46110	UNIFORMS	72,295	61,237	72,295	72,200	(95)
46120	BOOKS & SUBSCRIPTIONS	5,264	2,033	5,264	4,500	(764)
46134	EDUCATIONAL SUPPLIES	300		300		(300)
46140	OTHER OPERATING SUPPLIES	8,000	7,216	8,000	8,000	-
46170	EMS/MEDICAL SUPPLIES	3,800	3,648	3,900	3,900	-
TOTAL MATERIALS & SUPPLIES		343,142	259,777	257,429	241,270	(16,159)
TOTAL OTHER OPERATING EXPENSES		2,432,896	2,093,026	2,438,953	2,612,883	173,930
48113	EQUIPMENT		10,207		18,000	18,000
48121	FURNITURE & FIXTURES	4,000	1,377	4,000	4,000	-
48131	RADIO EQUIPMENT	8,000		8,000	9,000	1,000
48140	BULLET PROOF VESTS	8,600	4,701	10,400	11,200	800
48151	MOTOR VEHICLES & EQUIP.	363,903	65,629	251,180	199,785	(51,395)
48172	HARDWARE	71,755	42,576	64,000	50,610	(13,390)

CITY OF HARRISONBURG, VA
EXPENDITURE BUDGET

FUND - 1000 - GENERAL FUND
 FUNCTION - 300 - PUBLIC SAFETY
 ACTIVITY - 3100 - LAW ENFORCEMENT
 DEPARTMENT - 310131 - POLICE ADMINISTRATION

ACCOUNT-----	TITLE -----	----- 2022-2023 -----	----- 2023-2024 -----	2024-2025	NET
		BUDGET	ACTUAL	PROPOSED	CHANGE
48251	MOTOR VEHICLES & EQUIP.			175,600	175,600
TOTAL CAPITAL OUTLAY		456,258	124,490	468,195	130,615
TOTAL CAPITAL OUTLAY		456,258	124,490	468,195	130,615
TOTAL POLICE ADMINISTRATION		4,552,326	3,769,709	5,246,363	653,228

CITY OF HARRISONBURG, VA
EXPENDITURE BUDGET

FUND - 1000 - GENERAL FUND
FUNCTION - 300 - PUBLIC SAFETY
ACTIVITY - 3100 - LAW ENFORCEMENT
DEPARTMENT - 310231 - POLICE OPERATIONS

ACCOUNT-----	TITLE -----	----- 2022-2023 -----	----- 2023-2024 -----	----- 2024-2025 -----	NET	
		BUDGET	ACTUAL	PROPOSED	CHANGE	
41010	SALARIES & WAGES-REG.	3,144,346	2,970,297	3,628,290	4,070,419	442,129
41016	UNIFORM CLEANING ALLOW.	18,750	17,100	21,000	19,500	(1,500)
41017	STAND BY PAY	6,000	4,043	6,000	6,000	-
41020	SALARIES & WAGES-O/T	250,950	360,294	267,500	296,550	29,050
41027	STANDBY & BLENDED - OT	10,000	91,298	75,000	83,000	8,000
41028	SPECIAL PAY K-9 HANDLER		6,870	54,750	54,750	-
41029	SPECIAL PAY TRAINERS	18,000	11,610	33,600	33,600	-
41030	PT SALARIES & WAGES-REG	106,398	93,174	122,520	63,200	(59,320)
41040	PT SALARIES & WAGES-O/T		956			-
41050	ANNUAL LEAVE - SEPARATION		7,879			-
41051	SICK LEAVE - SEPARATION		992			-
41053	ANNUAL LEAVE - PAYOUT		5,850			-
41054	PTO - PAYOUT		4,986			-
41060	PTO - SEPARATION		15,662			-
41200	INCENTIVE PAYMENT		24,000			-
TOTAL PERSONAL SERVICES		3,554,444	3,615,011	4,208,660	4,627,019	418,359
TOTAL PERSONAL SERVICES		3,554,444	3,615,011	4,208,660	4,627,019	418,359
42010	FICA	292,327	260,966	321,962	353,967	32,005
42020	RETIREMENT - VRS	501,781	437,125	533,721	566,195	32,474
42050	HEALTH INSURANCE	419,754	397,249	567,802	622,288	54,486
42060	LIFE INSURANCE - VRS	45,710	40,928	48,619	54,544	5,925
42080	DENTAL INSURANCE	9,672	7,067	10,452	10,452	-
42110	WORKER'S COMP.	100,782	118,745	126,677	155,470	28,793
42190	LODA	51,340	52,252	52,260	55,550	3,290
TOTAL FRINGE BENEFITS		1,421,366	1,314,332	1,661,493	1,818,466	156,973
43100	PROFESSIONAL SERVICES	13,900	6,265	21,900	10,000	(11,900)
43310	REPAIRS & MAINTENANCE		88			-
43330	MAINT & REP.-MACH & EQUIP	2,000	388	2,000	2,000	-
43500	PRINTING AND BINDING	6,900	616	6,900	2,500	(4,400)
43720	LAUNDRY & DRY CLEANING	2,000		2,000		(2,000)
TOTAL PURCHASED SERVICES		24,800	7,357	32,800	14,500	(18,300)
45130	WATER & SEWER		349		350	350
45305	PROPERTY/LIABILITY INS.			50,670	48,740	(1,930)
45370	PUB.OFFICIAL LIABILITY IN	11,170	10,596			-
45380	GENERAL LIABILITY INS.	37,350	30,935			-
45394	RETIREE H'CARE BENEFIT	3,720	3,720	3,720	3,100	(620)
45530	TRAINING & TRAVEL	68,984	68,347	85,725	78,100	(7,625)
45540	EDUCATION	5,000		4,000	1,000	(3,000)
45810	DUES & MEMBERSHIPS	300	845	2,849	1,500	(1,349)

CITY OF HARRISONBURG, VA
EXPENDITURE BUDGET

FUND - 1000 - GENERAL FUND
 FUNCTION - 300 - PUBLIC SAFETY
 ACTIVITY - 3100 - LAW ENFORCEMENT
 DEPARTMENT - 310231 - POLICE OPERATIONS

ACCOUNT-----	TITLE -----	----- 2022-2023 -----	----- 2023-2024 -----	----- 2024-2025 -----	NET	
		BUDGET	ACTUAL	BUDGET	PROPOSED	CHANGE
TOTAL OTHER CHARGES		126,524	114,792	146,964	132,790	(14,174)
46070	REPAIR & MAINT. SUPPLIES	2,000	1,003			-
46100	POLICE SUPPLIES	70,482	57,163	98,460	85,000	(13,460)
46110	UNIFORMS	53,310	48,144	40,500	40,350	(150)
46140	OTHER OPERATING SUPPLIES	5,000	1,854	5,000	2,500	(2,500)
TOTAL MATERIALS & SUPPLIES		130,792	108,164	143,960	127,850	(16,110)
TOTAL OTHER OPERATING EXPENSES		1,703,482	1,544,645	1,985,217	2,093,606	108,389
48121	FURNITURE & FIXTURES	2,000	1,602	4,000	4,000	-
48131	RADIO EQUIPMENT			9,375	9,375	-
48140	BULLET PROOF VESTS	7,650	13,887	7,050	11,600	4,550
48231	RADIO EQUIPMENT	4,165				-
48241	POLICE K9			16,000		(16,000)
TOTAL CAPITAL OUTLAY		13,815	15,488	36,425	24,975	(11,450)
TOTAL CAPITAL OUTLAY		13,815	15,488	36,425	24,975	(11,450)
TOTAL POLICE OPERATIONS		5,271,741	5,175,145	6,230,302	6,745,600	515,298

CITY OF HARRISONBURG, VA
EXPENDITURE BUDGET

FUND - 1000 - GENERAL FUND
FUNCTION - 300 - PUBLIC SAFETY
ACTIVITY - 3100 - LAW ENFORCEMENT
DEPARTMENT - 310331 - POLICE CRIMINAL INVESTIG.

ACCOUNT-----	TITLE -----	----- 2022-2023 -----	----- 2023-2024 -----	----- 2024-2025 -----	NET
		BUDGET	ACTUAL	PROPOSED	CHANGE
41010	SALARIES & WAGES-REG.	1,098,162	1,021,641	1,241,594	149,492
41016	UNIFORM CLEANING ALLOW.	5,100	4,500	5,700	-
41017	STAND BY PAY	6,800	6,638	8,000	-
41020	SALARIES & WAGES-O/T	55,000	85,705	65,000	5,000
41027	STANDBY & BLENDED - OT	5,000	7,971	7,000	11,000
41050	ANNUAL LEAVE - SEPARATION		2,275		-
41051	SICK LEAVE - SEPARATION		7,500		-
41053	ANNUAL LEAVE - PAYOUT		1,054		-
TOTAL PERSONAL SERVICES		1,170,062	1,137,284	1,327,294	165,492
TOTAL PERSONAL SERVICES		1,170,062	1,137,284	1,327,294	165,492
42010	FICA	102,989	81,817	101,538	12,660
42020	RETIREMENT - VRS	187,282	150,506	182,638	10,862
42030	RETIREMENT - VRS (DC)				2,454
42050	HEALTH INSURANCE	191,037	138,921	207,645	24,174
42060	LIFE INSURANCE - VRS	17,060	13,711	16,637	2,003
42070	DISABILITY (VLDP)			273	247
42080	DENTAL INSURANCE	3,276	1,742	3,276	-
42110	WORKER'S COMP.	32,412	38,213	40,562	2,638
42120	CLOTHING ALLOWANCE	19,500	16,575	24,700	-
42190	LODA	15,240	15,511	15,520	980
TOTAL FRINGE BENEFITS		568,796	456,996	592,789	56,018
43100	PROFESSIONAL SERVICES	8,500	5,200	8,500	-
43320	SERVICE CONTRACTS		294		-
TOTAL PURCHASED SERVICES		8,500	5,494	8,500	-
45230	TELECOMMUNICATIONS		1,433		-
45305	PROPERTY/LIABILITY INS.			14,480	(550)
45370	PUB.OFFICIAL LIABILITY IN	3,190	3,026		-
45380	GENERAL LIABILITY INS.	10,680	8,845		-
45530	TRAINING & TRAVEL	37,401	35,585	43,312	3,088
45540	EDUCATION	3,000		1,000	2,000
45810	DUES & MEMBERSHIPS	1,436	1,143	1,535	324
TOTAL OTHER CHARGES		55,707	50,032	60,327	4,862
46010	OFFICE SUPPLIES	4,000	4,192	4,000	-
46100	POLICE SUPPLIES	27,050	22,505	30,596	15,044
46110	UNIFORMS	2,900	1,314	3,500	-
46140	OTHER OPERATING SUPPLIES	4,000	4,300	4,000	-
TOTAL MATERIALS & SUPPLIES		37,950	32,311	42,096	15,044

CITY OF HARRISONBURG, VA
EXPENDITURE BUDGET

FUND - 1000 - GENERAL FUND
 FUNCTION - 300 - PUBLIC SAFETY
 ACTIVITY - 3100 - LAW ENFORCEMENT
 DEPARTMENT - 310331 - POLICE CRIMINAL INVESTIG.

ACCOUNT-----	TITLE -----	----- 2022-2023 -----	----- 2023-2024 -----	----- 2024-2025 -----	NET	
		BUDGET	ACTUAL	BUDGET	PROPOSED	CHANGE
TOTAL OTHER OPERATING EXPENSES		670,953	544,832	703,712	779,636	75,924
48121	FURNITURE & FIXTURES	1,000	515	1,000	5,000	4,000
48131	RADIO EQUIPMENT	1,110				-
48140	BULLET PROOF VESTS		775	860	4,500	3,640
TOTAL CAPITAL OUTLAY		2,110	1,290	1,860	9,500	7,640
TOTAL CAPITAL OUTLAY		2,110	1,290	1,860	9,500	7,640
TOTAL POLICE CRIMINAL INVESTIG.		1,843,125	1,683,406	2,032,866	2,281,922	249,056

CITY OF HARRISONBURG, VA
EXPENDITURE BUDGET

FUND - 1000 - GENERAL FUND
FUNCTION - 300 - PUBLIC SAFETY
ACTIVITY - 3100 - LAW ENFORCEMENT
DEPARTMENT - 310631 - POLICE SPECIAL OPERATIONS

ACCOUNT-----	TITLE -----	----- 2022-2023 -----	----- 2023-2024 -----	----- 2024-2025 -----	NET
		BUDGET	ACTUAL	PROPOSED	CHANGE
41010	SALARIES & WAGES-REG.	1,020,284	959,006	859,394	123,950
41016	UNIFORM CLEANING ALLOW.	5,250	3,750	3,900	150
41017	STAND BY PAY		998		-
41020	SALARIES & WAGES-O/T	85,000	81,680	85,000	4,250
41028	SPECIAL PAY K-9 HANDLER	54,750	20,280		-
41029	SPECIAL PAY TRAINERS		230		-
41030	PT SALARIES & WAGES-REG	98,871	56,674	145,886	(4,113)
41050	ANNUAL LEAVE - SEPARATION		16,557		-
41051	SICK LEAVE - SEPARATION		20,000		-
41053	ANNUAL LEAVE - PAYOUT		2,212		-
	TOTAL PERSONAL SERVICES	1,264,155	1,161,387	1,094,180	124,237
	TOTAL PERSONAL SERVICES	1,264,155	1,161,387	1,094,180	124,237
42010	FICA	110,095	84,305	83,705	9,504
42020	RETIREMENT - VRS	175,827	140,529	126,417	10,366
42050	HEALTH INSURANCE	120,095	97,639	116,874	77,445
42060	LIFE INSURANCE - VRS	16,017	12,801	11,516	1,660
42070	DISABILITY (VLDP)	240	273		247
42080	DENTAL INSURANCE	2,808	1,970	2,028	312
42110	WORKER'S COMP.	38,142	48,736	52,156	(10,846)
42190	LODA	8,020	8,162	8,170	520
	TOTAL FRINGE BENEFITS	471,244	394,415	400,866	89,208
43100	PROFESSIONAL SERVICES	11,200	5,513	4,200	11,900
43330	MAINT & REP.-MACH & EQUIP	5,000	1,455	5,000	(2,500)
43337	MAINT & REP.-RADAR EQUIP	5,000	1,936	5,000	(2,500)
43500	PRINTING AND BINDING	500	398	500	1,500
43720	LAUNDRY & DRY CLEANING	500		500	(500)
	TOTAL PURCHASED SERVICES	22,200	9,303	15,200	7,900
45305	PROPERTY/LIABILITY INS.			24,060	(920)
45360	SURETY BONDS	10	10		-
45370	PUB.OFFICIAL LIABILITY IN	5,300	5,028		-
45380	GENERAL LIABILITY INS.	17,730	14,685		-
45390	OTHER INSURANCE		6,347	6,347	-
45394	RETIREE H'CARE BENEFIT	6,480	10,080	10,080	2,760
45395	LODA - VOLUNTEERS	3,350	3,410	3,410	220
45530	TRAINING & TRAVEL	52,432	45,210	45,770	12,240
45540	EDUCATION	1,000	1,000	1,000	-
45810	DUES & MEMBERSHIPS	2,420	710	1,755	1,470
	TOTAL OTHER CHARGES	88,722	86,480	92,422	15,770

CITY OF HARRISONBURG, VA
EXPENDITURE BUDGET

FUND - 1000 - GENERAL FUND
 FUNCTION - 300 - PUBLIC SAFETY
 ACTIVITY - 3100 - LAW ENFORCEMENT
 DEPARTMENT - 310631 - POLICE SPECIAL OPERATIONS

ACCOUNT-----	TITLE -----	----- 2022-2023 -----		2023-2024	2024-2025	NET
		BUDGET	ACTUAL	BUDGET	PROPOSED	CHANGE
46010	OFFICE SUPPLIES		96			-
46100	POLICE SUPPLIES	142,511	126,270	90,020	132,160	42,140
46110	UNIFORMS	26,748	19,551	30,110	34,755	4,645
46140	OTHER OPERATING SUPPLIES	4,000	3,189	4,000	4,000	-
TOTAL MATERIALS & SUPPLIES		173,259	149,105	124,130	170,915	46,785
TOTAL OTHER OPERATING EXPENSES		755,425	639,303	632,618	792,281	159,663
48131	RADIO EQUIPMENT	1,110		1,110	1,110	-
48140	BULLET PROOF VESTS	860	3,151	25,160	8,720	(16,440)
48211	MACHINERY & EQUIPMENT	19,360				-
48240	BULLET PROOF VESTS				3,440	3,440
TOTAL CAPITAL OUTLAY		21,330	3,151	26,270	13,270	(13,000)
TOTAL CAPITAL OUTLAY		21,330	3,151	26,270	13,270	(13,000)
TOTAL POLICE SPECIAL OPERATIONS		2,040,910	1,803,842	1,753,068	2,023,968	270,900

CITY OF HARRISONBURG, VA
EXPENDITURE BUDGET

FUND - 1000 - GENERAL FUND
 FUNCTION - 300 - PUBLIC SAFETY
 ACTIVITY - 3100 - LAW ENFORCEMENT
 DEPARTMENT - 310731 - POLICE GRANTS

ACCOUNT-----	TITLE -----	----- 2022-2023 -----	----- 2023-2024 -----	----- 2024-2025 -----	NET	
		BUDGET	ACTUAL	BUDGET	PROPOSED	CHANGE
41010	SALARIES & WAGES-REG.	56,321	56,326	56,326	67,475	11,149
41016	UNIFORM CLEANING ALLOW.	300	300	300	300	-
41017	STAND BY PAY	1,200	1,152			-
41020	SALARIES & WAGES-O/T	41,876	38,116			-
41053	ANNUAL LEAVE - PAYOUT		27			-
TOTAL PERSONAL SERVICES		99,697	95,922	56,626	67,775	11,149
TOTAL PERSONAL SERVICES		99,697	95,922	56,626	67,775	11,149
42010	FICA	7,535	6,830	4,332	5,185	853
42020	RETIREMENT - VRS	8,286	8,286	8,286	9,386	1,100
42050	HEALTH INSURANCE	10,498	10,658	12,419	13,432	1,013
42060	LIFE INSURANCE - VRS	755	755	755	904	149
42080	DENTAL INSURANCE	156	156	156	156	-
42110	WORKER'S COMP.	3,765	2,372	2,482	3,000	518
42120	CLOTHING ALLOWANCE	1,300	1,300	1,300	1,300	-
42190	LODA	800	814	820	880	60
TOTAL FRINGE BENEFITS		33,095	31,170	30,550	34,243	3,693
45530	TRAINING & TRAVEL	4,640	4,638			-
TOTAL OTHER CHARGES		4,640	4,638			-
46100	POLICE SUPPLIES	27,930	27,777			-
TOTAL MATERIALS & SUPPLIES		27,930	27,777			-
TOTAL OTHER OPERATING EXPENSES		65,665	63,586	30,550	34,243	3,693
TOTAL POLICE GRANTS		165,362	159,507	87,176	102,018	14,842

CITY OF HARRISONBURG, VA
EXPENDITURE BUDGET

FUND - 1000 - GENERAL FUND
FUNCTION - 300 - PUBLIC SAFETY
ACTIVITY - 3200 - FIRE & RESCUE
DEPARTMENT - 320132 - FIRE ADMINISTRATION

ACCOUNT-----	TITLE -----	----- 2022-2023 -----	----- 2023-2024 -----	----- 2024-2025 -----	NET
		BUDGET	ACTUAL	PROPOSED	CHANGE
41010	SALARIES & WAGES-REG.	584,612	583,607	588,869	114,192
41020	SALARIES & WAGES-O/T		1,534		-
41030	PT SALARIES & WAGES-REG	89,302	74,218	53,866	10,743
41050	ANNUAL LEAVE - SEPARATION			10,000	(10,000)
41051	SICK LEAVE - SEPARATION			15,000	(15,000)
41052	SEVERANCE PAY-SEPARATION	19,000	42,452		-
41053	ANNUAL LEAVE - PAYOUT		1,980		-
41054	PTO - PAYOUT		2,667		-
TOTAL PERSONAL SERVICES		692,914	706,458	667,735	99,935
TOTAL PERSONAL SERVICES		692,914	706,458	667,735	99,935
42010	FICA	51,554	51,952	51,082	7,645
42020	RETIREMENT - VRS	85,996	85,812	86,623	11,174
42030	RETIREMENT - VRS (DC)				3,658
42050	HEALTH INSURANCE	61,412	46,853	48,569	16,612
42060	LIFE INSURANCE - VRS	7,833	7,817	7,891	1,530
42070	DISABILITY (VLDP)	381	414	429	347
42080	DENTAL INSURANCE	1,092	585	1,092	156
42110	WORKER'S COMP.	17,728	15,361	16,424	7,626
42190	LODA	2,410	2,453	2,460	160
TOTAL FRINGE BENEFITS		228,406	211,246	214,570	48,908
43100	PROFESSIONAL SERVICES	10,000	10,357	30,000	(17,500)
43110	MEDICAL SERVICES	1,100	2,500	1,100	-
43320	SERVICE CONTRACTS	44,090	29,082	47,415	3,972
43330	MAINT & REP.-MACH & EQUIP	500	251	500	-
43336	MAINT & REP.-RADIO EQUIP	1,000	800	1,000	11,000
43340	MAINT & REP.-FURN & FIX	350		350	-
43600	ADVERTISING	1,500	991	1,500	-
TOTAL PURCHASED SERVICES		58,540	43,981	81,865	(2,528)
44200	C.G. - PARTS AND LABOR	7,500	9,458	17,000	(2,800)
44307	C.S.-OFFICE SUPPLIES	1,200	760	1,200	(700)
44309	C.S.-OTHER SUPPLIES	1,500	343	1,500	-
44310	C.G. - FUEL	14,500	9,186	14,500	(4,300)
TOTAL INTERNAL SERVICES		24,700	19,746	34,200	(7,800)
45140	HYDRANTS	95,000	95,000	70,000	-
45145	FIRE MUSEUM	1,500	10,197	1,500	-
45210	POSTAGE	1,000	204	1,000	-
45230	TELECOMMUNICATIONS	5,487	3,665	6,108	(1)
45305	PROPERTY/LIABILITY INS.			11,330	(430)

CITY OF HARRISONBURG, VA
EXPENDITURE BUDGET

FUND - 1000 - GENERAL FUND

FUNCTION - 300 - PUBLIC SAFETY

ACTIVITY - 3200 - FIRE & RESCUE

DEPARTMENT - 320132 - FIRE ADMINISTRATION

ACCOUNT-----	TITLE -----	----- 2022-2023 -----		2023-2024	2024-2025	NET
		BUDGET	ACTUAL	BUDGET	PROPOSED	CHANGE
45350	VEHICLE & EQUIPMENT INS.	7,970	7,284			-
45360	SURETY BONDS	20	20			-
45370	PUB.OFFICIAL LIABILITY IN	2,050	1,944			-
45380	GENERAL LIABILITY INS.	750	806			-
45394	RETIREE H'CARE BENEFIT	2,760	2,760	2,760	2,760	-
45410	LEASE/RENT OF EQUIPMENT	6,200	5,677	6,200	6,200	-
45530	TRAINING & TRAVEL	7,350	10,961	8,000	10,000	2,000
45810	DUES & MEMBERSHIPS	2,107	1,024	2,107	2,200	93
TOTAL OTHER CHARGES		132,194	139,542	109,005	110,667	1,662
46010	OFFICE SUPPLIES	9,000	2,164	9,000	9,000	-
46070	REPAIR & MAINT. SUPPLIES	500		500	500	-
46078	MAINT & REPAIRS-COMPUTERS	1,000	339	1,000	1,000	-
46110	UNIFORMS	2,000	3,956	3,000	6,200	3,200
46120	BOOKS & SUBSCRIPTIONS	500	597	500	500	-
46140	OTHER OPERATING SUPPLIES	8,000	12,650	10,000	15,000	5,000
TOTAL MATERIALS & SUPPLIES		21,000	19,706	24,000	32,200	8,200
TOTAL OTHER OPERATING EXPENSES		464,840	434,221	463,640	512,082	48,442
48272	HARDWARE	5,000	5,705	33,000	37,300	4,300
TOTAL CAPITAL OUTLAY		5,000	5,705	33,000	37,300	4,300
TOTAL CAPITAL OUTLAY		5,000	5,705	33,000	37,300	4,300
TOTAL FIRE ADMINISTRATION		1,162,754	1,146,384	1,164,375	1,317,052	152,677

CITY OF HARRISONBURG, VA
EXPENDITURE BUDGET

FUND - 1000 - GENERAL FUND
FUNCTION - 300 - PUBLIC SAFETY
ACTIVITY - 3200 - FIRE & RESCUE
DEPARTMENT - 320232 - FIRE SUPPRESSION

ACCOUNT-----	TITLE -----	BUDGET	2022-2023 ACTUAL	2023-2024 BUDGET	2024-2025 PROPOSED	NET CHANGE
41010	SALARIES & WAGES-REG.	4,419,515	4,250,287	4,297,229	5,956,008	1,658,779
41017	STAND BY PAY		1,167			-
41020	SALARIES & WAGES-O/T	310,000	470,776	310,000	280,000	(30,000)
41027	STANDBY & BLENDED - OT		717			-
41030	PT SALARIES & WAGES-REG	54,400	75,521	95,331	80,000	(15,331)
41050	ANNUAL LEAVE - SEPARATION	6,975	3,902	19,165	30,000	10,835
41051	SICK LEAVE - SEPARATION	20,000	12,348	22,692	30,000	7,308
41053	ANNUAL LEAVE - PAYOUT		1,699			-
41054	PTO - PAYOUT		1,353			-
41060	PTO - SEPARATION		6,712			-
TOTAL PERSONAL SERVICES		4,810,890	4,824,482	4,744,417	6,376,008	1,631,591
TOTAL PERSONAL SERVICES		4,810,890	4,824,482	4,744,417	6,376,008	1,631,591
42010	FICA	368,034	340,516	362,948	487,765	124,817
42020	RETIREMENT - VRS	650,112	622,487	632,122	828,482	196,360
42050	HEALTH INSURANCE	639,886	626,118	731,265	1,021,379	290,114
42060	LIFE INSURANCE - VRS	59,222	57,074	57,583	79,812	22,229
42080	DENTAL INSURANCE	10,764	9,178	10,764	13,338	2,574
42110	WORKER'S COMP.	180,941	203,774	201,698	247,080	45,382
42190	LODA	62,560	63,671	63,680	79,290	15,610
TOTAL FRINGE BENEFITS		1,971,519	1,922,818	2,060,060	2,757,146	697,086
43100	PROFESSIONAL SERVICES	22,500	15,362	20,000	25,000	5,000
43110	MEDICAL SERVICES	40,000	29,145	40,000	50,000	10,000
43320	SERVICE CONTRACTS	58,250	45,892	87,032	94,000	6,968
43330	MAINT & REP.-MACH & EQUIP	24,000	14,821	41,000	41,000	-
43336	MAINT & REP.-RADIO EQUIP	6,000	8,864	6,000		(6,000)
43350	MAINT & REP.-AUTO EQUIP.	20,250	19,060	25,000	32,857	7,857
43360	MAINT & REP.-BLDGS & GNDS	56,300	37,691	40,000	40,000	-
43720	LAUNDRY & DRY CLEANING	500		500		(500)
TOTAL PURCHASED SERVICES		227,800	170,835	259,532	282,857	23,325
44200	C.G. - PARTS AND LABOR	251,800	379,656	274,000	288,300	14,300
44300	CENTRAL STORES	600		600		(600)
44301	C.S.-SMALL EQUIP.SUPPLIES	500		500		(500)
44302	C.S.-POWER.EQUIP.SUPPLIES	500		500	500	-
44304	C.S.-BLDG. & GROUNDS SUPP	9,000	15,378	9,000	12,000	3,000
44307	C.S.-OFFICE SUPPLIES	500	80	500		(500)
44309	C.S.-OTHER SUPPLIES	5,000		5,000	2,500	(2,500)
44310	C.G. - FUEL	62,200	67,082	70,200	58,200	(12,000)
TOTAL INTERNAL SERVICES		330,100	462,196	360,300	361,500	1,200

CITY OF HARRISONBURG, VA
EXPENDITURE BUDGET

FUND - 1000 - GENERAL FUND

FUNCTION - 300 - PUBLIC SAFETY

ACTIVITY - 3200 - FIRE & RESCUE

DEPARTMENT - 320232 - FIRE SUPPRESSION

ACCOUNT-----	TITLE -----	----- 2022-2023 -----	----- 2023-2024 -----	----- 2024-2025 -----	NET	
		BUDGET	ACTUAL	BUDGET	PROPOSED	CHANGE
45110	ELECTRICITY	61,000	60,116	70,000	70,000	-
45120	HEATING	6,000	12,938	10,000	10,000	-
45130	WATER & SEWER	14,000	13,786	17,000	18,275	1,275
45230	TELECOMMUNICATIONS	15,322	15,404	13,726	13,726	-
45305	PROPERTY/LIABILITY INS.			58,330	56,100	(2,230)
45340	PROPERTY INSURANCE	7,220	6,985			-
45350	VEHICLE & EQUIPMENT INS.	21,580	19,828			-
45370	PUB.OFFICIAL LIABILITY IN	17,950	17,027			-
45380	GENERAL LIABILITY INS.	6,530	7,012			-
45390	OTHER INSURANCE	2,870	2,870	2,870	3,157	287
45394	RETIREE H' CARE BENEFIT	62,090	63,229	60,229	72,200	11,971
45395	LODA - VOLUNTEERS	910	926	930	990	60
45398	LODA CLAIM	28,000	31,836	32,000	33,000	1,000
45530	TRAINING & TRAVEL	40,000	51,602	50,000	65,000	15,000
45540	EDUCATION	5,000	5,000	5,000	6,000	1,000
45810	DUES & MEMBERSHIPS	300	1,063	300	500	200
45850	FREIGHT & DRAYAGE	1,000	983	1,000	1,000	-
	TOTAL OTHER CHARGES	289,772	310,605	321,385	349,948	28,563
46010	OFFICE SUPPLIES		2,812			-
46070	REPAIR & MAINT. SUPPLIES	30,000	14,590	20,000	20,000	-
46078	MAINT & REPAIRS-COMPUTERS	2,300		2,300	5,000	2,700
46090	POWERED EQUIPMENT SUPPLY	1,500	482	1,500	1,500	-
46110	UNIFORMS	49,140	28,960	25,000	86,180	61,180
46111	TURN OUT GEAR	113,515	57,513	113,515	393,500	279,985
46120	BOOKS & SUBSCRIPTIONS	1,000	1,530	1,000	1,000	-
46140	OTHER OPERATING SUPPLIES	25,000	23,656	25,000	26,000	1,000
46170	EMS/MEDICAL SUPPLIES	73,600	59,154	41,895	40,000	(1,895)
	TOTAL MATERIALS & SUPPLIES	296,055	188,696	230,210	573,180	342,970
	TOTAL OTHER OPERATING EXPENSES	3,115,246	3,055,151	3,231,487	4,324,631	1,093,144
48113	EQUIPMENT	46,600	37,679	150,000	125,000	(25,000)
48114	FIRE HOSE	5,000	1,565	37,000	10,000	(27,000)
48121	FURNITURE & FIXTURES			5,100	25,000	19,900
48131	RADIO EQUIPMENT	8,000	6,509	12,000	16,000	4,000
48151	MOTOR VEHICLES & EQUIP.	142,055	103,619	320,000	185,000	(135,000)
48165	FIRE TRUCK	3,318,988		1,200,000		(1,200,000)
48181	BUILDINGS & GROUNDS	181,818	169,744			-
48203	FIRE PROGRAMS FUND	580,291	271,983	207,883	233,290	25,407
48272	HARDWARE	31,392	24,292			-
	TOTAL CAPITAL OUTLAY	4,314,145	615,392	1,931,983	594,290	(1,337,693)

CITY OF HARRISONBURG, VA
EXPENDITURE BUDGET

FUND - 1000 - GENERAL FUND
 FUNCTION - 300 - PUBLIC SAFETY
 ACTIVITY - 3200 - FIRE & RESCUE
 DEPARTMENT - 320232 - FIRE SUPPRESSION

ACCOUNT-----	TITLE -----	----- 2022-2023 -----		2023-2024	2024-2025	NET
		BUDGET	ACTUAL	BUDGET	PROPOSED	CHANGE
TOTAL CAPITAL OUTLAY		4,314,145	615,392	1,931,983	594,290	(1,337,693)
TOTAL FIRE SUPPRESSION		12,240,281	8,495,025	9,907,887	11,294,929	1,387,042

CITY OF HARRISONBURG, VA
EXPENDITURE BUDGET

FUND - 1000 - GENERAL FUND
FUNCTION - 300 - PUBLIC SAFETY
ACTIVITY - 3200 - FIRE & RESCUE
DEPARTMENT - 320332 - FIRE PREVENTION

ACCOUNT-----	TITLE -----	----- 2022-2023 -----	----- 2023-2024 -----	----- 2024-2025 -----	NET	
		BUDGET	ACTUAL	BUDGET	PROPOSED	CHANGE
41010	SALARIES & WAGES-REG.	384,007	359,910	403,645	452,338	48,693
41017	STAND BY PAY		3,555	7,000	4,000	(3,000)
41020	SALARIES & WAGES-O/T	68,137	52,773	69,793	70,000	207
41027	STANDBY & BLENDED - OT		2,380	30,000	15,000	(15,000)
41030	PT SALARIES & WAGES-REG	34,254	61,409	35,967	40,086	4,119
41060	PTO - SEPARATION				15,000	15,000
TOTAL PERSONAL SERVICES		486,398	480,027	546,405	596,424	50,019
TOTAL PERSONAL SERVICES		486,398	480,027	546,405	596,424	50,019
42010	FICA	38,662	34,729	41,801	45,626	3,825
42020	RETIREMENT - VRS	59,283	52,961	59,376	62,921	3,545
42030	RETIREMENT - VRS (DC)				2,245	2,245
42050	HEALTH INSURANCE	56,410	47,238	55,037	79,363	24,326
42060	LIFE INSURANCE - VRS	5,400	4,824	5,409	6,061	652
42070	DISABILITY (VLDP)	398	439	439	476	37
42080	DENTAL INSURANCE	936	702	936	936	-
42110	WORKER'S COMP.	15,595	14,176	15,024	20,020	4,996
42190	LODA	2,410	2,453	2,460	2,620	160
TOTAL FRINGE BENEFITS		179,094	157,523	180,482	220,268	39,786
43110	MEDICAL SERVICES	1,100	2,225	1,100	1,100	-
43320	SERVICE CONTRACTS	1,150		6,150	9,100	2,950
43330	MAINT & REP.-MACH & EQUIP	2,000		2,000	2,000	-
43336	MAINT & REP.-RADIO EQUIP	1,000		1,000		(1,000)
TOTAL PURCHASED SERVICES		5,250	2,225	10,250	12,200	1,950
44200	C.G. - PARTS AND LABOR	24,300	15,751	20,400	15,100	(5,300)
44304	C.S.-BLDG. & GROUNDS SUPP		199			-
44310	C.G. - FUEL	12,600	7,451	12,600	9,300	(3,300)
TOTAL INTERNAL SERVICES		36,900	23,401	33,000	24,400	(8,600)
45230	TELECOMMUNICATIONS	7,093	4,156	7,508	7,508	-
45305	PROPERTY/LIABILITY INS.			4,860	4,680	(180)
45350	VEHICLE & EQUIPMENT INS.	2,310	2,111			-
45370	PUB.OFFICIAL LIABILITY IN	1,580	1,498			-
45380	GENERAL LIABILITY INS.	580	622			-
45394	RETIREE H'CARE BENEFIT	6,240	8,400	8,400	8,400	-
45530	TRAINING & TRAVEL	7,140	15,804	7,500	10,000	2,500
45810	DUES & MEMBERSHIPS	1,650	2,676	1,650	1,650	-
TOTAL OTHER CHARGES		26,593	35,267	29,918	32,238	2,320

CITY OF HARRISONBURG, VA
EXPENDITURE BUDGET

FUND - 1000 - GENERAL FUND

FUNCTION - 300 - PUBLIC SAFETY

ACTIVITY - 3200 - FIRE & RESCUE

DEPARTMENT - 320332 - FIRE PREVENTION

ACCOUNT-----	TITLE -----	----- 2022-2023 -----		2023-2024	2024-2025	NET
		BUDGET	ACTUAL	BUDGET	PROPOSED	CHANGE
46010	OFFICE SUPPLIES		29			-
46078	MAINT & REPAIRS-COMPUTERS	1,200	830	1,200	1,200	-
46110	UNIFORMS	1,235	2,059	1,300	3,000	1,700
46112	FIRE PREVENTION WEEK EXP.	7,000	6,712	7,000	7,000	-
46113	PIZZA PROGRAM PROMOTION	6,000	5,661	6,000	6,000	-
46120	BOOKS & SUBSCRIPTIONS	2,500	973	5,000	6,000	1,000
46140	OTHER OPERATING SUPPLIES	25,000	21,701	26,000	26,000	-
TOTAL MATERIALS & SUPPLIES		42,935	37,965	46,500	49,200	2,700
TOTAL OTHER OPERATING EXPENSES		290,772	256,381	300,150	338,306	38,156
48113	EQUIPMENT	9,600	5,979	3,500	8,225	4,725
48272	HARDWARE	1,000				-
TOTAL CAPITAL OUTLAY		10,600	5,979	3,500	8,225	4,725
TOTAL CAPITAL OUTLAY		10,600	5,979	3,500	8,225	4,725
TOTAL FIRE PREVENTION		787,770	742,387	850,055	942,955	92,900

CITY OF HARRISONBURG, VA
EXPENDITURE BUDGET

FUND - 1000 - GENERAL FUND
FUNCTION - 300 - PUBLIC SAFETY
ACTIVITY - 3200 - FIRE & RESCUE
DEPARTMENT - 320432 - FIRE TRAINING

ACCOUNT-----	TITLE -----	----- 2022-2023 -----	----- 2023-2024 -----	2024-2025	NET
		BUDGET	ACTUAL	PROPOSED	CHANGE
41010	SALARIES & WAGES-REG.	162,657	165,235	191,360	26,125
41020	SALARIES & WAGES-O/T		4,521		-
TOTAL PERSONAL SERVICES		162,657	169,757	191,360	26,125
TOTAL PERSONAL SERVICES		162,657	169,757	191,360	26,125
42010	FICA	12,443	12,060	14,639	1,999
42020	RETIREMENT - VRS	23,927	24,306	26,619	2,313
42050	HEALTH INSURANCE	15,500	24,380	33,264	2,511
42060	LIFE INSURANCE - VRS	2,180	2,214	2,564	350
42080	DENTAL INSURANCE	312	312	312	-
42110	WORKER'S COMP.	6,230	7,154	7,360	(244)
42190	LODA	1,600	1,628	1,740	110
TOTAL FRINGE BENEFITS		62,192	72,055	86,498	7,039
43100	PROFESSIONAL SERVICES		10		-
43110	MEDICAL SERVICES	550	830	550	-
43320	SERVICE CONTRACTS	13,703	8,915	13,703	-
43330	MAINT & REP.-MACH & EQUIP	750	2,410	1,500	-
43336	MAINT & REP.-RADIO EQUIP	1,000		1,000	(1,000)
43340	MAINT & REP.-FURN & FIX	300		300	-
43360	MAINT & REP.-BLDGS & GNDS	31,000	19,712	6,300	-
TOTAL PURCHASED SERVICES		47,303	31,877	22,353	(1,000)
44200	C.G. - PARTS AND LABOR	12,900	3,769	10,300	(4,300)
44304	C.S.-BLDG. & GROUNDS SUPP		174		-
44310	C.G. - FUEL	7,900	5,459	7,900	(2,700)
TOTAL INTERNAL SERVICES		20,800	9,401	18,200	(7,000)
45110	ELECTRICITY	2,500	2,716	2,500	-
45130	WATER & SEWER	500	1,691	500	36
45230	TELECOMMUNICATIONS	1,930	2,532	1,448	-
45305	PROPERTY/LIABILITY INS.			2,730	(100)
45340	PROPERTY INSURANCE	310	300		-
45350	VEHICLE & EQUIPMENT INS.	1,240	1,133		-
45370	PUB.OFFICIAL LIABILITY IN	720	683		-
45380	GENERAL LIABILITY INS.	260	279		-
45530	TRAINING & TRAVEL	4,200	4,394	4,410	590
45560	REGIONAL ACADEMY	3,000	3,759	4,000	16,000
45810	DUES & MEMBERSHIPS	725	55	725	-
45850	FREIGHT & DRAYAGE	75	24	75	-
TOTAL OTHER CHARGES		15,460	17,566	16,388	16,526

CITY OF HARRISONBURG, VA
EXPENDITURE BUDGET

FUND - 1000 - GENERAL FUND
 FUNCTION - 300 - PUBLIC SAFETY
 ACTIVITY - 3200 - FIRE & RESCUE
 DEPARTMENT - 320432 - FIRE TRAINING

ACCOUNT-----	TITLE -----	----- 2022-2023 -----		2023-2024	2024-2025	NET
		BUDGET	ACTUAL	BUDGET	PROPOSED	CHANGE
46010	OFFICE SUPPLIES		23			-
46070	REPAIR & MAINT. SUPPLIES	500		500	500	-
46078	MAINT & REPAIRS-COMPUTERS	800	713	800	800	-
46110	UNIFORMS	780	375	820	820	-
46120	BOOKS & SUBSCRIPTIONS	2,500	3,578	10,000	10,000	-
46140	OTHER OPERATING SUPPLIES	3,000	4,038	3,150	3,600	450
TOTAL MATERIALS & SUPPLIES		7,580	8,728	15,270	15,720	450
TOTAL OTHER OPERATING EXPENSES		153,335	139,627	152,670	168,685	16,015
48113	EQUIPMENT			800	5,000	4,200
48121	FURNITURE & FIXTURES			6,000	6,000	-
48272	HARDWARE			4,000	1,350	(2,650)
TOTAL CAPITAL OUTLAY				10,800	12,350	1,550
TOTAL CAPITAL OUTLAY				10,800	12,350	1,550
TOTAL FIRE TRAINING		315,992	309,384	328,705	372,395	43,690

CITY OF HARRISONBURG, VA
EXPENDITURE BUDGET

FUND - 1000 - GENERAL FUND
 FUNCTION - 300 - PUBLIC SAFETY
 ACTIVITY - 3300 - CORRECTION & DETENTION
 DEPARTMENT - 330231 - COURT APPOINTED ATTORNEY

ACCOUNT-----	TITLE -----	----- 2022-2023 -----		2023-2024	2024-2025	NET
		BUDGET	ACTUAL	BUDGET	PROPOSED	CHANGE
43151	COURT APPOINTED ATTORNEY	60,000	34,303	60,000	45,000	(15,000)
TOTAL PURCHASED SERVICES		60,000	34,303	60,000	45,000	(15,000)
TOTAL OTHER OPERATING EXPENSES		60,000	34,303	60,000	45,000	(15,000)
TOTAL COURT APPOINTED ATTORNEY		60,000	34,303	60,000	45,000	(15,000)

CITY OF HARRISONBURG, VA
EXPENDITURE BUDGET

FUND - 1000 - GENERAL FUND
 FUNCTION - 300 - PUBLIC SAFETY
 ACTIVITY - 3300 - CORRECTION & DETENTION
 DEPARTMENT - 330511 - REGIONAL JUVENILE HOME

ACCOUNT-----	TITLE -----	----- 2022-2023 -----	----- 2023-2024 -----	2024-2025	NET	
		BUDGET	ACTUAL	BUDGET	PROPOSED	CHANGE
47030	JUVENILE DETENTION HOME	196,028	196,028	233,639	197,020	(36,619)
	TOTAL PMT. TO JOINT OPERATIONS	196,028	196,028	233,639	197,020	(36,619)
	TOTAL OTHER OPERATING EXPENSES	196,028	196,028	233,639	197,020	(36,619)
	TOTAL REGIONAL JUVENILE HOME	196,028	196,028	233,639	197,020	(36,619)

CITY OF HARRISONBURG, VA
EXPENDITURE BUDGET

FUND - 1000 - GENERAL FUND
FUNCTION - 300 - PUBLIC SAFETY
ACTIVITY - 3300 - CORRECTION & DETENTION
DEPARTMENT - 330711 - REGIONAL JAIL

ACCOUNT-----	TITLE -----	----- 2022-2023 -----		2023-2024	2024-2025	NET
		BUDGET	ACTUAL	BUDGET	PROPOSED	CHANGE
47074	MRRJ-OPERATING	1,819,085	1,817,901	1,607,140	1,446,392	(160,748)
47075	MRRJ-DEBT SERVICE	283,793	284,977	252,005	234,675	(17,330)
47076	MRRJ-BUY-IN AGREEMENT	1,076,299	1,076,298	1,076,299	1,076,299	-
TOTAL PMT. TO JOINT OPERATIONS		3,179,177	3,179,176	2,935,444	2,757,366	(178,078)
TOTAL OTHER OPERATING EXPENSES		3,179,177	3,179,176	2,935,444	2,757,366	(178,078)
TOTAL REGIONAL JAIL		3,179,177	3,179,176	2,935,444	2,757,366	(178,078)

CITY OF HARRISONBURG, VA
EXPENDITURE BUDGET

FUND - 1000 - GENERAL FUND
FUNCTION - 300 - PUBLIC SAFETY
ACTIVITY - 3400 - INSPECTIONS
DEPARTMENT - 340121 - BUILDING INSPECTION

ACCOUNT-----	TITLE -----	----- 2022-2023 -----	----- 2023-2024 -----	----- 2024-2025 -----	NET
		BUDGET	ACTUAL	PROPOSED	CHANGE
41010	SALARIES & WAGES-REG.	727,158	601,237	724,261	80,146
41017	STAND BY PAY	8,450	8,176	8,450	26
41020	SALARIES & WAGES-O/T	240	67		-
41027	STANDBY & BLENDED - OT	1,000	1,905	1,000	-
41053	ANNUAL LEAVE - PAYOUT		401		-
41060	PTO - SEPARATION		742		-
TOTAL PERSONAL SERVICES		736,848	612,527	733,711	80,172
TOTAL PERSONAL SERVICES		736,848	612,527	733,711	80,172
42010	FICA	56,369	44,120	56,129	6,133
42020	RETIREMENT - VRS	106,965	86,654	106,539	5,355
42030	RETIREMENT - VRS (DC)			10,871	10,871
42050	HEALTH INSURANCE	102,159	75,181	111,219	9,076
42060	LIFE INSURANCE - VRS	9,744	7,894	9,706	1,074
42070	DISABILITY (VLDP)	1,306	1,427	1,995	309
42080	DENTAL INSURANCE	1,716	1,222	1,716	-
42110	WORKER'S COMP.	3,048	2,560	2,678	782
TOTAL FRINGE BENEFITS		281,307	219,056	289,982	33,600
43100	PROFESSIONAL SERVICES		211		-
43110	MEDICAL SERVICES		50		-
43320	SERVICE CONTRACTS	716	711	716	(216)
43600	ADVERTISING	3,000	2,590	1,500	-
43875	DEMOLITION OF BUILDINGS	2,500	918	2,500	-
TOTAL PURCHASED SERVICES		6,216	4,481	4,716	(216)
44200	C.G. - PARTS AND LABOR	10,100	7,681	9,800	(1,600)
44300	CENTRAL STORES	500	238		-
44310	C.G. - FUEL	4,500	4,631	4,500	700
TOTAL INTERNAL SERVICES		15,100	12,551	14,300	(900)
45210	POSTAGE	960			-
45230	TELECOMMUNICATIONS	3,396	2,968	4,104	(120)
45305	PROPERTY/LIABILITY INS.			5,470	(200)
45350	VEHICLE & EQUIPMENT INS.	1,880	1,718		-
45360	SURETY BONDS	10	10		-
45370	PUB.OFFICIAL LIABILITY IN	2,230	2,116		-
45380	GENERAL LIABILITY INS.	810	870		-
45394	RETIREE H'CARE BENEFIT	2,760	2,760	2,760	-
45410	LEASE/RENT OF EQUIPMENT	2,324	1,350	1,376	-
45530	TRAINING & TRAVEL	12,086	7,267	12,195	(2,006)
45810	DUES & MEMBERSHIPS	2,052	1,332	1,870	73

CITY OF HARRISONBURG, VA
EXPENDITURE BUDGET

FUND - 1000 - GENERAL FUND

FUNCTION - 300 - PUBLIC SAFETY

ACTIVITY - 3400 - INSPECTIONS

DEPARTMENT - 340121 - BUILDING INSPECTION

ACCOUNT-----	TITLE -----	----- 2022-2023 -----		2023-2024	2024-2025	NET
		BUDGET	ACTUAL	BUDGET	PROPOSED	CHANGE
TOTAL OTHER CHARGES		28,508	20,392	27,775	25,522	(2,253)
46010	OFFICE SUPPLIES	1,500	1,141	1,500	1,000	(500)
46110	UNIFORMS	2,765	2,596	2,765	2,765	-
46120	BOOKS & SUBSCRIPTIONS	1,040	352	1,040	10,987	9,947
46140	OTHER OPERATING SUPPLIES	800	1,327	800	1,400	600
TOTAL MATERIALS & SUPPLIES		6,105	5,416	6,105	16,152	10,047
TOTAL OTHER OPERATING EXPENSES		337,236	261,896	342,878	383,156	40,278
48151	MOTOR VEHICLES & EQUIP.	32,055	32,055		45,000	45,000
48171	EDP EQUIPMENT	6,450	7,055	1,880	3,350	1,470
48271	EDP EQUIPMENT		2,323			-
48273	SOFTWARE	19,454				-
TOTAL CAPITAL OUTLAY		57,959	41,433	1,880	48,350	46,470
TOTAL CAPITAL OUTLAY		57,959	41,433	1,880	48,350	46,470
TOTAL BUILDING INSPECTION		1,132,043	915,856	1,078,469	1,245,389	166,920

CITY OF HARRISONBURG, VA
EXPENDITURE BUDGET

FUND - 1000 - GENERAL FUND
FUNCTION - 300 - PUBLIC SAFETY
ACTIVITY - 3500 - OTHER PROTECTION
DEPARTMENT - 350131 - ANIMAL CONTROL

ACCOUNT-----	TITLE -----	----- 2022-2023 -----	----- 2023-2024 -----	----- 2024-2025 -----	NET
		BUDGET	ACTUAL	PROPOSED	CHANGE
41010	SALARIES & WAGES-REG.	95,030	96,433	107,785	10,940
41016	UNIFORM CLEANING ALLOW.	600	600	600	-
41017	STAND BY PAY		16		-
41020	SALARIES & WAGES-O/T	2,500	4,168	4,000	500
TOTAL PERSONAL SERVICES		98,130	101,217	112,385	11,440
TOTAL PERSONAL SERVICES		98,130	101,217	112,385	11,440
42010	FICA	7,507	7,311	8,597	875
42020	RETIREMENT - VRS	13,980	14,101	14,993	747
42030	RETIREMENT - VRS (DC)			1,022	1,022
42050	HEALTH INSURANCE	10,059	10,212	12,869	970
42060	LIFE INSURANCE - VRS	1,274	1,284	1,444	146
42070	DISABILITY (VLDP)	190	215	217	(3)
42080	DENTAL INSURANCE	312	312	312	-
42110	WORKER'S COMP.	2,896	3,421	3,980	325
42190	LODA	800	814	880	60
TOTAL FRINGE BENEFITS		37,018	37,670	44,314	4,142
43100	PROFESSIONAL SERVICES	2,500	713	2,500	-
TOTAL PURCHASED SERVICES		2,500	713	2,500	-
45305	PROPERTY/LIABILITY INS.			5,320	(200)
45350	VEHICLE & EQUIPMENT INS.	690	631		-
45370	PUB.OFFICIAL LIABILITY IN	1,020	968		-
45380	GENERAL LIABILITY INS.	3,400	2,816		-
45530	TRAINING & TRAVEL	3,192	1,048	9,770	6,578
45810	DUES & MEMBERSHIPS	70		120	-
TOTAL OTHER CHARGES		8,372	5,463	15,010	6,378
46100	POLICE SUPPLIES	2,910	377	2,000	(2,000)
46110	UNIFORMS	3,300	1,315	3,300	-
TOTAL MATERIALS & SUPPLIES		6,210	1,692	5,300	(2,000)
TOTAL OTHER OPERATING EXPENSES		54,100	45,537	67,124	8,520
48140	BULLET PROOF VESTS	860	705		-
TOTAL CAPITAL OUTLAY		860	705		-

CITY OF HARRISONBURG, VA
EXPENDITURE BUDGET

FUND - 1000 - GENERAL FUND
 FUNCTION - 300 - PUBLIC SAFETY
 ACTIVITY - 3500 - OTHER PROTECTION
 DEPARTMENT - 350131 - ANIMAL CONTROL

ACCOUNT-----	TITLE -----	----- 2022-2023 -----		2023-2024	2024-2025	NET
		BUDGET	ACTUAL	BUDGET	PROPOSED	CHANGE
TOTAL CAPITAL OUTLAY		860	705			-
TOTAL ANIMAL CONTROL		153,090	147,459	159,549	179,509	19,960

CITY OF HARRISONBURG, VA
EXPENDITURE BUDGET

FUND - 1000 - GENERAL FUND
 FUNCTION - 300 - PUBLIC SAFETY
 ACTIVITY - 3500 - OTHER PROTECTION
 DEPARTMENT - 350511 - ANIMAL CONTROL (SPCA)

ACCOUNT-----	TITLE -----	----- 2022-2023 -----		2023-2024	2024-2025	NET
		BUDGET	ACTUAL	BUDGET	PROPOSED	CHANGE
45657	SPCA	463,917	463,917	432,306	495,259	62,953
TOTAL OTHER CHARGES		463,917	463,917	432,306	495,259	62,953
TOTAL OTHER OPERATING EXPENSES		463,917	463,917	432,306	495,259	62,953
TOTAL ANIMAL CONTROL (SPCA)		463,917	463,917	432,306	495,259	62,953

CITY OF HARRISONBURG, VA
EXPENDITURE BUDGET

FUND - 1000 - GENERAL FUND
FUNCTION - 300 - PUBLIC SAFETY
ACTIVITY - 3500 - OTHER PROTECTION
DEPARTMENT - 350532 - EMERGENCY MANAGEMENT

ACCOUNT-----	TITLE -----	----- 2022-2023 -----	----- 2023-2024 -----	----- 2024-2025 -----	NET	
		BUDGET	ACTUAL	BUDGET	PROPOSED	CHANGE
41010	SALARIES & WAGES-REG.	32,105		64,210	54,371	(9,839)
TOTAL	PERSONAL SERVICES	32,105		64,210	54,371	(9,839)
TOTAL	PERSONAL SERVICES	32,105		64,210	54,371	(9,839)
42010	FICA	2,456		4,912	4,159	(753)
42020	RETIREMENT - VRS	4,723		9,445	7,564	(1,881)
42030	RETIREMENT - VRS (DC)				1,359	1,359
42050	HEALTH INSURANCE	4,941		11,691	12,647	956
42060	LIFE INSURANCE - VRS	430		860	729	(131)
42070	DISABILITY (VLDP)	170		340	288	(52)
42080	DENTAL INSURANCE	78		156	156	-
42110	WORKER'S COMP.	1,366	56	22	20	(2)
TOTAL	FRINGE BENEFITS	14,164	56	27,426	26,922	(504)
43320	SERVICE CONTRACTS	3,000		3,000	11,000	8,000
43330	MAINT & REP.-MACH & EQUIP	16,000	7,400	16,000	12,000	(4,000)
TOTAL	PURCHASED SERVICES	19,000	7,400	19,000	23,000	4,000
45305	PROPERTY/LIABILITY INS.			660	640	(20)
45350	VEHICLE & EQUIPMENT INS.	340	313			-
45370	PUB.OFFICIAL LIABILITY IN	200	190			-
45380	GENERAL LIABILITY INS.	70	75			-
45530	TRAINING & TRAVEL	15,700	33,578	700	1,000	300
TOTAL	OTHER CHARGES	16,310	34,156	1,360	1,640	280
46070	REPAIR & MAINT. SUPPLIES	750	182	750	750	-
46120	BOOKS & SUBSCRIPTIONS	500	83	500	500	-
46140	OTHER OPERATING SUPPLIES	13,500	2,388	13,500	3,000	(10,500)
46145	SAFETY MATERIALS	1,000		1,000		(1,000)
46155	4-FOR-LIFE	58,496	28,218	33,652	34,764	1,112
46160	HAZ-MAT SUPPLIES	21,500	21,306	56,500	21,500	(35,000)
TOTAL	MATERIALS & SUPPLIES	95,746	52,178	105,902	60,514	(45,388)
TOTAL	OTHER OPERATING EXPENSES	145,220	93,789	153,688	112,076	(41,612)
48113	EQUIPMENT	116,224	64,713	25,000	25,000	-
48273	SOFTWARE	15,000	22,078	30,000	30,000	-
TOTAL	CAPITAL OUTLAY	131,224	86,792	55,000	55,000	-

CITY OF HARRISONBURG, VA
EXPENDITURE BUDGET

FUND - 1000 - GENERAL FUND
 FUNCTION - 300 - PUBLIC SAFETY
 ACTIVITY - 3500 - OTHER PROTECTION
 DEPARTMENT - 350532 - EMERGENCY MANAGEMENT

ACCOUNT-----	TITLE -----	----- 2022-2023 -----	----- 2023-2024 -----	----- 2024-2025 -----	NET	
		BUDGET	ACTUAL	BUDGET	PROPOSED	CHANGE
TOTAL CAPITAL OUTLAY		131,224	86,792	55,000	55,000	-
TOTAL EMERGENCY MANAGEMENT		308,549	180,581	272,898	221,447	(51,451)

CITY OF HARRISONBURG, VA
EXPENDITURE BUDGET

FUND - 1000 - GENERAL FUND
 FUNCTION - 300 - PUBLIC SAFETY
 ACTIVITY - 3500 - OTHER PROTECTION
 DEPARTMENT - 350932 - COMMUNITY PARAMEDIC

ACCOUNT-----	TITLE -----	----- 2022-2023 -----	----- 2023-2024 -----	----- 2024-2025 -----	NET	
		BUDGET	ACTUAL	BUDGET	PROPOSED	CHANGE
41010	SALARIES & WAGES-REG.	100,000	7,790	103,750	122,720	18,970
41020	SALARIES & WAGES-O/T	9,000				-
41030	PT SALARIES & WAGES-REG	29,952	7,443	32,448	31,368	(1,080)
TOTAL PERSONAL SERVICES		138,952	15,233	136,198	154,088	17,890
TOTAL PERSONAL SERVICES		138,952	15,233	136,198	154,088	17,890
42010	FICA	10,630	1,137	10,419	11,788	1,369
42020	RETIREMENT - VRS	14,710	828	15,262	17,071	1,809
42050	HEALTH INSURANCE	19,765	915	23,382	19,081	(4,301)
42060	LIFE INSURANCE - VRS	1,340	75	1,390	1,645	255
42080	DENTAL INSURANCE	312	26	312	312	-
42110	WORKER'S COMP.			952	3,750	2,798
TOTAL FRINGE BENEFITS		46,757	2,981	51,717	53,647	1,930
43100	PROFESSIONAL SERVICES	18,000	18,000	18,000	18,000	-
TOTAL PURCHASED SERVICES		18,000	18,000	18,000	18,000	-
45230	TELECOMMUNICATIONS	1,000		1,445	1,445	-
45530	TRAINING & TRAVEL	782	1,360	782	782	-
45820	CERTIFICATIONS	2,400		2,400	1,000	(1,400)
TOTAL OTHER CHARGES		4,182	1,360	4,627	3,227	(1,400)
46110	UNIFORMS	3,240	2,045	3,240	2,000	(1,240)
46170	EMS/MEDICAL SUPPLIES	500	401	500		(500)
TOTAL MATERIALS & SUPPLIES		3,740	2,446	3,740	2,000	(1,740)
TOTAL OTHER OPERATING EXPENSES		72,679	24,787	78,084	76,874	(1,210)
48151	MOTOR VEHICLES & EQUIP.	180,000	162,447		500	500
48272	HARDWARE	3,300	1,248			-
TOTAL CAPITAL OUTLAY		183,300	163,695		500	500
TOTAL CAPITAL OUTLAY		183,300	163,695		500	500
TOTAL COMMUNITY PARAMEDIC		394,931	203,715	214,282	231,462	17,180

CITY OF HARRISONBURG, VA
EXPENDITURE BUDGET

FUND - 1000 - GENERAL FUND
FUNCTION - 300 - PUBLIC SAFETY
ACTIVITY - 3600 - PUBLIC SAFETY FACILITY
DEPARTMENT - 360241 - PUBLIC SAFETY BUILDING

ACCOUNT-----	TITLE -----	----- 2022-2023 -----	----- 2023-2024 -----	----- 2024-2025 -----	NET
		BUDGET	ACTUAL	PROPOSED	CHANGE
41010	SALARIES & WAGES-REG.	110,744	112,859	110,781	20,738
41020	SALARIES & WAGES-O/T	1,477	546	1,897	299
TOTAL	PERSONAL SERVICES	112,221	113,404	112,379	21,037
TOTAL	PERSONAL SERVICES	112,221	113,404	112,379	21,037
42010	FICA	8,585	7,588	8,597	1,609
42020	RETIREMENT - VRS	16,291	16,585	16,296	1,999
42030	RETIREMENT - VRS (DC)			914	914
42050	HEALTH INSURANCE	25,559	25,949	30,234	2,468
42060	LIFE INSURANCE - VRS	1,484	1,511	1,484	278
42070	DISABILITY (VLDP)	145	162	157	37
42080	DENTAL INSURANCE	468	468	468	-
42110	WORKER'S COMP.	1,117	1,307	1,403	17
TOTAL	FRINGE BENEFITS	53,649	53,569	58,639	7,322
43100	PROFESSIONAL SERVICES		301		-
43320	SERVICE CONTRACTS	38,000	36,075	38,000	1,392
43330	MAINT & REP.-MACH & EQUIP	9,000	2,421	9,000	-
43360	MAINT & REP.-BLDGS & GNDS	28,000	19,366	28,000	7,000
43720	LAUNDRY & DRY CLEANING	500	471	500	100
TOTAL	PURCHASED SERVICES	75,500	58,633	75,500	8,492
44300	CENTRAL STORES	9,700	10,213	500	9,500
TOTAL	INTERNAL SERVICES	9,700	10,213	500	9,500
45110	ELECTRICITY	92,000	107,599	95,000	5,000
45120	HEATING	52,000	27,338	24,000	-
45130	WATER & SEWER	7,500	7,109	7,500	500
45230	TELECOMMUNICATIONS	500	1,679	1,500	-
45305	PROPERTY/LIABILITY INS.			11,870	(450)
45310	BOILER & MACHINERY INS.	4,300	3,891		-
45340	PROPERTY INSURANCE	5,880	5,689		-
45370	PUB.OFFICIAL LIABILITY IN	880	835		-
45380	GENERAL LIABILITY INS.	320	344		-
TOTAL	OTHER CHARGES	163,380	154,484	139,870	5,050
46070	REPAIR & MAINT. SUPPLIES	1,750	1,364	11,000	-
46110	UNIFORMS	450	297	800	-
46140	OTHER OPERATING SUPPLIES	10,500	7,734	3,500	-
TOTAL	MATERIALS & SUPPLIES	12,700	9,396	15,300	-

CITY OF HARRISONBURG, VA
EXPENDITURE BUDGET

FUND - 1000 - GENERAL FUND
 FUNCTION - 300 - PUBLIC SAFETY
 ACTIVITY - 3600 - PUBLIC SAFETY FACILITY
 DEPARTMENT - 360241 - PUBLIC SAFETY BUILDING

ACCOUNT-----	TITLE -----	----- 2022-2023 -----	----- 2023-2024 -----	2024-2025	NET	
		BUDGET	ACTUAL	BUDGET	PROPOSED	CHANGE
TOTAL OTHER OPERATING EXPENSES		314,929	286,295	289,809	320,173	30,364
48181	BUILDINGS & GROUNDS	37,500	41,212	41,000	30,000	(11,000)
48272	HARDWARE	1,080	1,468			-
TOTAL CAPITAL OUTLAY		38,580	42,680	41,000	30,000	(11,000)
TOTAL CAPITAL OUTLAY		38,580	42,680	41,000	30,000	(11,000)
TOTAL PUBLIC SAFETY BUILDING		465,730	442,379	443,188	483,589	40,401

CITY OF HARRISONBURG, VA
EXPENDITURE BUDGET

FUND - 1000 - GENERAL FUND
FUNCTION - 400 - PUBLIC WORKS
ACTIVITY - 4100 - STREET MAINTENANCE
DEPARTMENT - 410121 - GENERAL ENGINEERING

ACCOUNT-----	TITLE -----	----- 2022-2023 -----	----- 2023-2024 -----	----- 2024-2025 -----	NET	
		BUDGET	ACTUAL	BUDGET	PROPOSED	CHANGE
41010	SALARIES & WAGES-REG.	581,277	441,355	581,755	623,730	41,975
41030	PT SALARIES & WAGES-REG		5,895			-
41050	ANNUAL LEAVE - SEPARATION	10,262		11,000		(11,000)
41051	SICK LEAVE - SEPARATION	10,000		9,595		(9,595)
41054	PTO - PAYOUT		487			-
41060	PTO - SEPARATION		1,570			-
TOTAL PERSONAL SERVICES		601,539	449,307	602,350	623,730	21,380
TOTAL PERSONAL SERVICES		601,539	449,307	602,350	623,730	21,380
42010	FICA	46,018	31,800	46,080	47,715	1,635
42020	RETIREMENT - VRS	85,506	64,745	85,577	86,761	1,184
42030	RETIREMENT - VRS (DC)				5,985	5,985
42050	HEALTH INSURANCE	77,433	65,922	103,983	120,145	16,162
42060	LIFE INSURANCE - VRS	7,789	5,940	7,796	8,358	562
42070	DISABILITY (VLDP)	1,385	749	1,474	1,268	(206)
42080	DENTAL INSURANCE	1,404	1,027	1,404	1,404	-
42110	WORKER'S COMP.	2,908	2,807	2,974	3,240	266
TOTAL FRINGE BENEFITS		222,443	172,990	249,288	274,876	25,588
43100	PROFESSIONAL SERVICES	2,000	188	2,000	2,000	-
43110	MEDICAL SERVICES	100				-
43320	SERVICE CONTRACTS	1,637	1,290	1,637	1,200	(437)
43600	ADVERTISING	3,000	833	3,000	1,500	(1,500)
TOTAL PURCHASED SERVICES		6,737	2,311	6,637	4,700	(1,937)
44200	C.G. - PARTS AND LABOR	3,100	2,124	2,800	2,700	(100)
44300	CENTRAL STORES	500	51			-
44310	C.G. - FUEL	1,900	925	1,900	800	(1,100)
TOTAL INTERNAL SERVICES		5,500	3,099	4,700	3,500	(1,200)
45210	POSTAGE	960				-
45220	MESSENGER SVS./PACKAGES	50				-
45230	TELECOMMUNICATIONS	919	650	623	624	1
45305	PROPERTY/LIABILITY INS.			4,130	3,980	(150)
45350	VEHICLE & EQUIPMENT INS.	1,130	1,032			-
45370	PUB.OFFICIAL LIABILITY IN	1,880	1,784			-
45380	GENERAL LIABILITY INS.	680	730			-
45410	LEASE/RENT OF EQUIPMENT	6,124	5,225	5,252	5,252	-
45530	TRAINING & TRAVEL	3,782	2,519	2,777	2,734	(43)
45540	EDUCATION	500	1,000	1,000	1,000	-
45810	DUES & MEMBERSHIPS	2,885	2,879	3,085	3,130	45

CITY OF HARRISONBURG, VA
EXPENDITURE BUDGET

FUND - 1000 - GENERAL FUND
 FUNCTION - 400 - PUBLIC WORKS
 ACTIVITY - 4100 - STREET MAINTENANCE
 DEPARTMENT - 410121 - GENERAL ENGINEERING

ACCOUNT-----	TITLE -----	----- 2022-2023 -----	----- 2023-2024 -----	----- 2024-2025 -----	NET	
		BUDGET	ACTUAL	BUDGET	PROPOSED	CHANGE
TOTAL OTHER CHARGES		18,910	15,818	16,867	16,720	(147)
46010	OFFICE SUPPLIES	1,000	216	1,000	500	(500)
46110	UNIFORMS	2,055	432	2,055	2,055	-
46120	BOOKS & SUBSCRIPTIONS	300		300	300	-
46140	OTHER OPERATING SUPPLIES	1,500	2,184	1,800	1,800	-
TOTAL MATERIALS & SUPPLIES		4,855	2,832	5,155	4,655	(500)
TOTAL OTHER OPERATING EXPENSES		258,445	197,050	282,647	304,451	21,804
48151	MOTOR VEHICLES & EQUIP.		1,199			-
48171	EDP EQUIPMENT	4,720	4,490		4,800	4,800
48221	FURNITURE & FIXTURES		1,598			-
48271	EDP EQUIPMENT	1,330	170	1,380	1,300	(80)
48273	SOFTWARE	1,000		1,000	1,000	-
TOTAL CAPITAL OUTLAY		7,050	7,458	2,380	7,100	4,720
TOTAL CAPITAL OUTLAY		7,050	7,458	2,380	7,100	4,720
TOTAL GENERAL ENGINEERING		867,034	653,815	887,377	935,281	47,904

CITY OF HARRISONBURG, VA
EXPENDITURE BUDGET

FUND - 1000 - GENERAL FUND
FUNCTION - 400 - PUBLIC WORKS
ACTIVITY - 4100 - STREET MAINTENANCE
DEPARTMENT - 410141 - PW ADMINISTRATION

ACCOUNT-----	TITLE -----	BUDGET	ACTUAL	BUDGET	PROPOSED	NET CHANGE
		----- 2022-2023 -----	----- 2022-2023 -----	2023-2024	2024-2025	NET
41010	SALARIES & WAGES-REG.	1,133,625	1,020,776	1,117,229	1,289,163	171,934
41020	SALARIES & WAGES-O/T	11,588	20,887	12,502	14,995	2,493
41030	PT SALARIES & WAGES-REG	38,640	27,404	59,341	48,026	(11,315)
41040	PT SALARIES & WAGES-O/T	1,000		1,000	1,000	-
41050	ANNUAL LEAVE - SEPARATION		22,308			-
41051	SICK LEAVE - SEPARATION		11,784			-
41053	ANNUAL LEAVE - PAYOUT		9,191			-
41054	PTO - PAYOUT		1,630			-
41060	PTO - SEPARATION		900			-
TOTAL PERSONAL SERVICES		1,184,853	1,114,881	1,190,072	1,353,184	163,112
TOTAL PERSONAL SERVICES		1,184,853	1,114,881	1,190,072	1,353,184	163,112
42010	FICA	90,641	80,328	91,041	103,519	12,478
42020	RETIREMENT - VRS	166,757	149,934	164,344	179,323	14,979
42030	RETIREMENT - VRS (DC)				14,922	14,922
42050	HEALTH INSURANCE	128,407	105,768	149,866	158,394	8,528
42060	LIFE INSURANCE - VRS	15,190	13,658	14,971	17,274	2,303
42070	DISABILITY (VLDP)	1,819	1,938	2,697	3,163	466
42080	DENTAL INSURANCE	2,652	1,905	2,652	2,808	156
42110	WORKER'S COMP.		6,002	6,752	7,080	328
TOTAL FRINGE BENEFITS		405,466	359,533	432,323	486,483	54,160
43010	MISC. CONTRACTED SERVICES	1,000		1,000	1,000	-
43100	PROFESSIONAL SERVICES	2,500	1,958	2,500	2,500	-
43110	MEDICAL SERVICES	1,000	90	1,000	1,000	-
43140	ENGINEER., ARCH. & MAPPING	2,500		2,500		(2,500)
43310	REPAIRS & MAINTENANCE	2,500	1,804	2,500	2,500	-
43320	SERVICE CONTRACTS	44,104	34,782	33,688	29,912	(3,776)
43600	ADVERTISING	3,000	1,660	3,000	3,000	-
43710	UNIFORM MAINTENANCE CONT.	5,100	3,892	5,200	5,200	-
TOTAL PURCHASED SERVICES		61,704	44,186	51,388	45,112	(6,276)
44302	C.S.-POWER.EQUIP.SUPPLIES	1,000		1,000	1,000	-
TOTAL INTERNAL SERVICES		1,000		1,000	1,000	-
45110	ELECTRICITY	9,000	13,233	13,000	13,000	-
45120	HEATING	4,500	3,353	500	1,500	1,000
45130	WATER & SEWER	5,000	6,874	5,000	5,000	-
45210	POSTAGE	400	400	400	400	-
45220	MESSENGER SVS./PACKAGES	250	50	250	250	-
45230	TELECOMMUNICATIONS	5,640	7,508	7,625	7,700	75
45394	RETIREE H'CARE BENEFIT		1,020			-

CITY OF HARRISONBURG, VA
EXPENDITURE BUDGET

FUND - 1000 - GENERAL FUND
 FUNCTION - 400 - PUBLIC WORKS
 ACTIVITY - 4100 - STREET MAINTENANCE
 DEPARTMENT - 410141 - PW ADMINISTRATION

ACCOUNT-----	TITLE -----	----- 2022-2023 -----	----- 2023-2024 -----	----- 2024-2025 -----	NET	
		BUDGET	ACTUAL	BUDGET	PROPOSED	CHANGE
45410	LEASE/RENT OF EQUIPMENT	25,000	6,215	25,000	31,856	6,856
45530	TRAINING & TRAVEL	17,500	19,195	17,500	19,571	2,071
45540	EDUCATION	1,500		1,500	1,500	-
45810	DUES & MEMBERSHIPS	1,210	1,693	1,220	2,220	1,000
TOTAL OTHER CHARGES		70,000	59,540	71,995	82,997	11,002
46010	OFFICE SUPPLIES	1,500	3,198	2,000	2,000	-
46070	REPAIR & MAINT. SUPPLIES	2,500	2,063	2,500	3,500	1,000
46120	BOOKS & SUBSCRIPTIONS	500	384	500	500	-
46140	OTHER OPERATING SUPPLIES	1,500	3,017	3,000	3,000	-
TOTAL MATERIALS & SUPPLIES		6,000	8,662	8,000	9,000	1,000
TOTAL OTHER OPERATING EXPENSES		544,170	471,921	564,706	624,592	59,886
48111	MACHINERY & EQUIPMENT		2,000			-
48121	FURNITURE & FIXTURES	2,000		2,000	3,000	1,000
48181	BUILDINGS & GROUNDS	1,000		1,000	16,700	15,700
48272	HARDWARE	2,380	1,755	16,880	13,950	(2,930)
TOTAL CAPITAL OUTLAY		5,380	3,755	19,880	33,650	13,770
TOTAL CAPITAL OUTLAY		5,380	3,755	19,880	33,650	13,770
TOTAL PW ADMINISTRATION		1,734,403	1,590,557	1,774,658	2,011,426	236,768

CITY OF HARRISONBURG, VA
EXPENDITURE BUDGET

FUND - 1000 - GENERAL FUND
FUNCTION - 400 - PUBLIC WORKS
ACTIVITY - 4100 - STREET MAINTENANCE
DEPARTMENT - 410241 - HIGHWAY & STREET MAINT.

ACCOUNT-----	TITLE -----	----- 2022-2023 -----	----- 2023-2024 -----	----- 2024-2025 -----	NET	
		BUDGET	ACTUAL	BUDGET	PROPOSED	CHANGE
41010	SALARIES & WAGES-REG.	1,069,467	956,160	1,072,137	1,251,014	178,877
41017	STAND BY PAY	8,484	6,737	8,484	8,484	-
41020	SALARIES & WAGES-O/T	13,245	19,170	17,953	20,874	2,921
41027	STANDBY & BLENDED - OT	9,000	5,015	9,000	9,000	-
41030	PT SALARIES & WAGES-REG	38,640	22,577	21,344	27,644	6,300
41040	PT SALARIES & WAGES-O/T	1,000	1,119	1,000	1,000	-
41050	ANNUAL LEAVE - SEPARATION		6,398			-
41051	SICK LEAVE - SEPARATION		2,961			-
41053	ANNUAL LEAVE - PAYOUT		2,204			-
41060	PTO - SEPARATION		794			-
TOTAL PERSONAL SERVICES		1,139,836	1,023,135	1,129,918	1,318,016	188,098
TOTAL PERSONAL SERVICES		1,139,836	1,023,135	1,129,918	1,318,016	188,098
42010	FICA	87,197	73,030	86,439	100,828	14,389
42020	RETIREMENT - VRS	157,319	141,098	157,711	174,017	16,306
42030	RETIREMENT - VRS (DC)				15,171	15,171
42050	HEALTH INSURANCE	180,039	137,347	196,270	199,380	3,110
42060	LIFE INSURANCE - VRS	14,331	12,853	14,367	16,764	2,397
42070	DISABILITY (VLDP)	2,337	2,150	2,312	3,216	904
42080	DENTAL INSURANCE	3,588	2,428	3,588	3,588	-
42110	WORKER'S COMP.	40,463	31,620	32,612	31,840	(772)
TOTAL FRINGE BENEFITS		485,274	400,527	493,299	544,804	51,505
43010	MISC. CONTRACTED SERVICES	19,000		18,000	18,000	-
43100	PROFESSIONAL SERVICES	2,500	26,824	2,500	2,500	-
43110	MEDICAL SERVICES	2,000	1,515	4,500	4,500	-
43140	ENGINEER., ARCH. & MAPPING	2,500		2,500		(2,500)
43310	REPAIRS & MAINTENANCE	2,000		2,000		(2,000)
43320	SERVICE CONTRACTS	1,407	2,240	2,877	3,134	257
43325	TIPPING FEE-CO LANDFILL	2,000	17,369	2,000	2,000	-
43330	MAINT & REP.-MACH & EQUIP	10,000	5,042	10,000	10,000	-
43336	MAINT & REP.-RADIO EQUIP		70	2,000	2,000	-
43340	MAINT & REP.-FURN & FIX	1,500		1,500	1,500	-
43350	MAINT & REP.-AUTO EQUIP.	15,000	1,000	15,000	15,000	-
43360	MAINT & REP.-BLDGS & GNDS	33,065	29,218	5,000	5,000	-
43372	MAINT & REP.-BRIDGES	348,345	256,871	150,000	150,000	-
43374	MAINT & REP.-ALLOWABLE	4,939,135	3,160,224	2,250,000	2,125,000	(125,000)
43375	MAINT & REP.-NON-ALLOW.	25,000	2,873	25,000	25,000	-
43376	MAINT & REP.-TRAILS/BRIDG	20,000	10,619	20,000	20,000	-
43385	MAINT & REP.-ADA				200,000	200,000
43600	ADVERTISING	3,000	836	3,000	3,000	-
43710	UNIFORM MAINTENANCE CONT.	6,900	6,835	9,200	9,200	-
43720	LAUNDRY & DRY CLEANING	2,000		2,000		(2,000)
43890	STATE FEES AND PERMITS	500	30	500	500	-

CITY OF HARRISONBURG, VA
EXPENDITURE BUDGET

FUND - 1000 - GENERAL FUND
FUNCTION - 400 - PUBLIC WORKS
ACTIVITY - 4100 - STREET MAINTENANCE
DEPARTMENT - 410241 - HIGHWAY & STREET MAINT.

ACCOUNT-----	TITLE -----	----- 2022-2023 -----	----- 2023-2024 -----	----- 2024-2025 -----	NET	
		BUDGET	ACTUAL	BUDGET	PROPOSED	CHANGE
43891	FEDERAL FEES	1,000		1,000		(1,000)
TOTAL PURCHASED SERVICES		5,436,852	3,521,566	2,528,577	2,596,334	67,757
44200	C.G. - PARTS AND LABOR	264,300	291,514	304,600	302,400	(2,200)
44300	CENTRAL STORES		112			-
44302	C.S.-POWER.EQUIP.SUPPLIES	15,000	17,895	20,000	22,000	2,000
44310	C.G. - FUEL	111,900	104,455	111,900	92,900	(19,000)
TOTAL INTERNAL SERVICES		391,200	413,975	436,500	417,300	(19,200)
45110	ELECTRICITY	9,000	13,115	13,000	13,000	-
45120	HEATING	4,500	9,801	9,000	9,000	-
45130	WATER & SEWER		2,693			-
45210	POSTAGE	400		400	400	-
45220	MESSENGER SVS./PACKAGES	100		100		(100)
45230	TELECOMMUNICATIONS	15,610	12,760	17,080	16,700	(380)
45305	PROPERTY/LIABILITY INS.			51,110	49,160	(1,950)
45310	BOILER & MACHINERY INS.	170	154			-
45340	PROPERTY INSURANCE	1,910	1,848			-
45350	VEHICLE & EQUIPMENT INS.	33,180	30,520			-
45360	SURETY BONDS	10	10			-
45370	PUB.OFFICIAL LIABILITY IN	9,490	9,003			-
45380	GENERAL LIABILITY INS.	3,450	3,705			-
45394	RETIREE H'CARE BENEFIT	6,900	6,900	4,200	4,200	-
45410	LEASE/RENT OF EQUIPMENT	10,000	3,123	10,000	10,000	-
45530	TRAINING & TRAVEL	18,750	5,884	9,150	9,150	-
45540	EDUCATION	2,500	1,000	2,500	2,500	-
45675	TRANSPORTATION SAFETY	3,000	654	3,000	3,000	-
45810	DUES & MEMBERSHIPS	1,210		1,210	1,210	-
TOTAL OTHER CHARGES		120,180	101,170	120,750	118,320	(2,430)
46010	OFFICE SUPPLIES	1,000	956	1,000	1,000	-
46070	REPAIR & MAINT. SUPPLIES	8,000	10,243	10,000	15,000	5,000
46080	POWERED EQUIPMENT FUELS	1,000	277	1,000	1,000	-
46120	BOOKS & SUBSCRIPTIONS	500		500	500	-
46140	OTHER OPERATING SUPPLIES	2,500	1,910	2,500	4,000	1,500
46170	EMS/MEDICAL SUPPLIES	500		2,100	5,600	3,500
TOTAL MATERIALS & SUPPLIES		13,500	13,386	17,100	27,100	10,000
TOTAL OTHER OPERATING EXPENSES		6,447,006	4,450,624	3,596,226	3,703,858	107,632
48106	SIDEWALKS	90,000	10,025	150,000	150,000	-
48130	COMMUNICATIONS EQUIPMENT	5,000				-
48151	MOTOR VEHICLES & EQUIP.	275,372	210,372	95,000	250,000	155,000

CITY OF HARRISONBURG, VA
EXPENDITURE BUDGET

FUND - 1000 - GENERAL FUND
FUNCTION - 400 - PUBLIC WORKS
ACTIVITY - 4100 - STREET MAINTENANCE
DEPARTMENT - 410241 - HIGHWAY & STREET MAINT.

ACCOUNT-----	TITLE -----	----- 2022-2023 -----		2023-2024	2024-2025	NET
		BUDGET	ACTUAL	BUDGET	PROPOSED	CHANGE
48181	BUILDINGS & GROUNDS	2,500	2,855	3,000	3,000	-
48271	EDP EQUIPMENT		1,468			-
48272	HARDWARE	1,960	1,377	11,800	6,400	(5,400)
TOTAL CAPITAL OUTLAY		374,832	226,097	259,800	409,400	149,600
TOTAL CAPITAL OUTLAY		374,832	226,097	259,800	409,400	149,600
TOTAL HIGHWAY & STREET MAINT.		7,961,674	5,699,856	4,985,944	5,431,274	445,330

CITY OF HARRISONBURG, VA
EXPENDITURE BUDGET

FUND - 1000 - GENERAL FUND
 FUNCTION - 400 - PUBLIC WORKS
 ACTIVITY - 4100 - STREET MAINTENANCE
 DEPARTMENT - 410441 - STREET LIGHTS

ACCOUNT-----	TITLE -----	----- 2022-2023 -----		2023-2024	2024-2025	NET
		BUDGET	ACTUAL	BUDGET	PROPOSED	CHANGE
45111	STREET LIGHTS	355,157	347,194	325,157	341,415	16,258
45112	ARTERIAL STREET LIGHTS	262,476	250,585	232,476	244,100	11,624
45305	PROPERTY/LIABILITY INS.			2,430	2,340	(90)
45370	PUB.OFFICIAL LIABILITY IN	1,520	1,442			-
45380	GENERAL LIABILITY INS.	550	591			-
TOTAL OTHER CHARGES		619,703	599,812	560,063	587,855	27,792
TOTAL OTHER OPERATING EXPENSES		619,703	599,812	560,063	587,855	27,792
TOTAL STREET LIGHTS		619,703	599,812	560,063	587,855	27,792

CITY OF HARRISONBURG, VA
EXPENDITURE BUDGET

FUND - 1000 - GENERAL FUND
 FUNCTION - 400 - PUBLIC WORKS
 ACTIVITY - 4100 - STREET MAINTENANCE
 DEPARTMENT - 410541 - SNOW & ICE REMOVAL

ACCOUNT-----	TITLE -----	----- 2022-2023 -----	----- 2023-2024 -----	2024-2025	NET	
BUDGET		ACTUAL	BUDGET	PROPOSED	CHANGE	
41020	SALARIES & WAGES-O/T	20,000	6,285	50,000	50,000	-
TOTAL PERSONAL SERVICES		20,000	6,285	50,000	50,000	-
TOTAL PERSONAL SERVICES		20,000	6,285	50,000	50,000	-
42010	FICA	3,825	473	3,825	3,825	-
42110	WORKER'S COMP.	476	103			-
TOTAL FRINGE BENEFITS		4,301	576	3,825	3,825	-
43100	PROFESSIONAL SERVICES		6,700			-
43320	SERVICE CONTRACTS	45,000	16,169	70,000	70,000	-
43330	MAINT & REP.-MACH & EQUIP	9,000	126	9,000	9,000	-
43360	MAINT & REP.-BLDGS & GNDS	6,500	24,200	6,500	6,500	-
43374	MAINT & REP.-ALLOWABLE	2,000		2,000	2,000	-
43375	MAINT & REP.-NON-ALLOW.	2,000		2,000	2,000	-
TOTAL PURCHASED SERVICES		64,500	47,195	89,500	89,500	-
44200	C.G. - PARTS AND LABOR	61,200	20,333	61,000	62,100	1,100
44302	C.S.-POWER.EQUIP.SUPPLIES	12,000	2,872	12,000	12,000	-
44310	C.G. - FUEL	1,700	3,447	1,700	4,400	2,700
TOTAL INTERNAL SERVICES		74,900	26,652	74,700	78,500	3,800
45110	ELECTRICITY	4,000	5,350	4,000	4,000	-
45120	HEATING	2,000	3,791	2,500	2,500	-
45131	WATER			500		(500)
45305	PROPERTY/LIABILITY INS.			2,540	2,450	(90)
45340	PROPERTY INSURANCE	340	329			-
45350	VEHICLE & EQUIPMENT INS.	350	321			-
45370	PUB.OFFICIAL LIABILITY IN	1,140	1,081			-
45380	GENERAL LIABILITY INS.	410	440			-
TOTAL OTHER CHARGES		8,240	11,311	9,540	8,950	(590)
46070	REPAIR & MAINT. SUPPLIES	30,000	46,011	30,000	30,000	-
46140	OTHER OPERATING SUPPLIES	4,000	2,516	4,000	4,000	-
TOTAL MATERIALS & SUPPLIES		34,000	48,528	34,000	34,000	-
TOTAL OTHER OPERATING EXPENSES		185,941	134,262	211,565	214,775	3,210
48111	MACHINERY & EQUIPMENT	105,135	24,135	58,000	58,000	-

04/08/2024

CITY OF HARRISONBURG, VA
EXPENDITURE BUDGET

FUND - 1000 - GENERAL FUND
FUNCTION - 400 - PUBLIC WORKS
ACTIVITY - 4100 - STREET MAINTENANCE
DEPARTMENT - 410541 - SNOW & ICE REMOVAL

ACCOUNT-----	TITLE -----	-----	2022-2023 -----	2023-2024	2024-2025	NET
		BUDGET	ACTUAL	BUDGET	PROPOSED	CHANGE
TOTAL CAPITAL OUTLAY		105,135	24,135	58,000	58,000	-
TOTAL CAPITAL OUTLAY		105,135	24,135	58,000	58,000	-
TOTAL SNOW & ICE REMOVAL		311,076	164,682	319,565	322,775	3,210

CITY OF HARRISONBURG, VA
EXPENDITURE BUDGET

FUND - 1000 - GENERAL FUND
FUNCTION - 400 - PUBLIC WORKS
ACTIVITY - 4100 - STREET MAINTENANCE
DEPARTMENT - 410741 - TRAFFIC ENGINEERING

ACCOUNT-----	TITLE -----	----- 2022-2023 -----	----- 2023-2024 -----	2024-2025	NET
		BUDGET	ACTUAL	PROPOSED	CHANGE
41010	SALARIES & WAGES-REG.	634,588	488,361	642,481	128,511
41017	STAND BY PAY	16,968	12,401	8,484	-
41020	SALARIES & WAGES-O/T	21,915	11,954	22,550	5,094
41027	STANDBY & BLENDED - OT	3,000	6,367	3,000	-
41030	PT SALARIES & WAGES-REG	9,072		10,440	17,730
41060	PTO - SEPARATION		5,323		-
TOTAL PERSONAL SERVICES		685,543	524,406	686,955	151,335
TOTAL PERSONAL SERVICES		685,543	524,406	686,955	151,335
42010	FICA	52,444	37,993	52,552	11,578
42020	RETIREMENT - VRS	93,349	72,155	94,509	12,736
42030	RETIREMENT - VRS (DC)			15,587	15,587
42050	HEALTH INSURANCE	86,377	57,366	108,648	2,767
42060	LIFE INSURANCE - VRS	8,504	6,573	8,609	1,722
42070	DISABILITY (VLDP)	2,022	2,108	2,975	329
42080	DENTAL INSURANCE	2,028	1,138	2,106	78
42110	WORKER'S COMP.	13,297	7,822	7,922	4,198
TOTAL FRINGE BENEFITS		258,021	185,154	277,321	48,995
43010	MISC. CONTRACTED SERVICES	64,825	8,250	18,000	1,000
43100	PROFESSIONAL SERVICES	234,958	266,150	270,000	225,000
43110	MEDICAL SERVICES	1,000	1,130	2,000	-
43320	SERVICE CONTRACTS	14,882	16,442	19,088	3,226
43330	MAINT & REP.-MACH & EQUIP	4,000	1,509	4,000	-
43350	MAINT & REP.-AUTO EQUIP.	3,000		3,000	(3,000)
43360	MAINT & REP.-BLDGS & GNDS	1,000	1,550	1,000	-
43374	MAINT & REP.-ALLOWABLE	2,500	101	2,500	-
43375	MAINT & REP.-NON-ALLOW.	2,500		2,500	-
43385	MAINT & REP.-ADA			15,000	15,000
43386	MAINT & REP.-SIGNALS			140,000	140,000
43387	MAINT & REP.-SIGNS			70,000	70,000
43388	MAINT & REP.-PAVE MARKING			132,500	132,500
43600	ADVERTISING	1,750	1,691	1,750	(750)
43710	UNIFORM MAINTENANCE CONT.	4,620	3,553	6,000	-
TOTAL PURCHASED SERVICES		335,035	300,377	329,838	582,976
44200	C.G. - PARTS AND LABOR	27,600	42,448	27,700	8,500
44300	CENTRAL STORES		41		-
44302	C.S.-POWER.EQUIP.SUPPLIES	8,800	1,085	8,800	-
44310	C.G. - FUEL	25,400	20,337	25,400	(1,200)
TOTAL INTERNAL SERVICES		61,800	63,911	61,900	7,300

CITY OF HARRISONBURG, VA
EXPENDITURE BUDGET

FUND - 1000 - GENERAL FUND
 FUNCTION - 400 - PUBLIC WORKS
 ACTIVITY - 4100 - STREET MAINTENANCE
 DEPARTMENT - 410741 - TRAFFIC ENGINEERING

ACCOUNT-----	TITLE -----	----- 2022-2023 -----	----- 2023-2024 -----	----- 2024-2025 -----	NET	
		BUDGET	ACTUAL	BUDGET	PROPOSED	CHANGE
45110	ELECTRICITY	40,000	50,558	50,000	50,000	-
45120	HEATING		2,032		1,000	1,000
45210	POSTAGE	300	232	300	500	200
45220	MESSENGER SVS./PACKAGES	150		150		(150)
45230	TELECOMMUNICATIONS	4,750	4,380	5,165	4,500	(665)
45305	PROPERTY/LIABILITY INS.			16,260	15,640	(620)
45340	PROPERTY INSURANCE	250	242			-
45350	VEHICLE & EQUIPMENT INS.	10,780	9,852			-
45370	PUB.OFFICIAL LIABILITY IN	3,200	3,035			-
45380	GENERAL LIABILITY INS.	1,170	1,256			-
45410	LEASE/RENT OF EQUIPMENT	500		500	500	-
45530	TRAINING & TRAVEL	17,130	17,320	13,550	13,530	(20)
45540	EDUCATION	2,500		2,500		(2,500)
45810	DUES & MEMBERSHIPS	1,200	753	1,200	1,200	-
45850	FREIGHT & DRAYAGE	200		200		(200)
TOTAL OTHER CHARGES		82,130	89,659	89,825	86,870	(2,955)
46010	OFFICE SUPPLIES	500	1,558	1,000	1,000	-
46070	REPAIR & MAINT. SUPPLIES	224,000	236,191	238,000	15,000	(223,000)
46080	POWERED EQUIPMENT FUELS	1,000	1,111	1,500	1,500	-
46140	OTHER OPERATING SUPPLIES	3,000	3,054	3,500	3,500	-
TOTAL MATERIALS & SUPPLIES		228,500	241,914	244,000	21,000	(223,000)
TOTAL OTHER OPERATING EXPENSES		965,486	881,015	1,002,884	1,416,200	413,316
48111	MACHINERY & EQUIPMENT	340,845	171,959	135,000	130,000	(5,000)
48151	MOTOR VEHICLES & EQUIP.	110,000			250,000	250,000
48181	BUILDINGS & GROUNDS	10,000	7,500	15,000		(15,000)
48272	HARDWARE	5,190	2,874	6,600	6,450	(150)
TOTAL CAPITAL OUTLAY		466,035	182,333	156,600	386,450	229,850
TOTAL CAPITAL OUTLAY		466,035	182,333	156,600	386,450	229,850
TOTAL TRAFFIC ENGINEERING		2,117,064	1,587,754	1,846,439	2,640,940	794,501

CITY OF HARRISONBURG, VA
EXPENDITURE BUDGET

FUND - 1000 - GENERAL FUND
FUNCTION - 400 - PUBLIC WORKS
ACTIVITY - 4100 - STREET MAINTENANCE
DEPARTMENT - 410841 - HIWAY/ST. BEAUTIFICATION

ACCOUNT-----	TITLE -----	----- 2022-2023 -----	----- 2023-2024 -----	----- 2024-2025 -----	NET
		BUDGET	ACTUAL	PROPOSED	CHANGE
41010	SALARIES & WAGES-REG.	287,984	275,032	330,741	43,098
41017	STAND BY PAY	1,468	1,747	1,468	-
41020	SALARIES & WAGES-O/T	2,865	4,788	4,644	569
41027	STANDBY & BLENDED - OT	1,000	888	1,000	-
41030	PT SALARIES & WAGES-REG	38,099	20,333	15,080	4,451
TOTAL PERSONAL SERVICES		331,416	302,788	352,933	48,118
TOTAL PERSONAL SERVICES		331,416	302,788	352,933	48,118
42010	FICA	25,353	20,986	26,999	3,681
42020	RETIREMENT - VRS	42,363	40,245	48,652	3,350
42030	RETIREMENT - VRS (DC)			5,575	5,575
42050	HEALTH INSURANCE	51,118	51,898	74,917	13,787
42060	LIFE INSURANCE - VRS	3,858	3,666	4,432	577
42070	DISABILITY (VLDP)	553	585	618	564
42080	DENTAL INSURANCE	936	871	1,092	-
42110	WORKER'S COMP.	5,478	7,149	7,600	(520)
TOTAL FRINGE BENEFITS		129,659	125,400	164,310	27,014
43010	MISC. CONTRACTED SERVICES	73,000	84,028	93,000	(5,000)
43100	PROFESSIONAL SERVICES	1,000	839	1,000	24,000
43110	MEDICAL SERVICES	250	710	500	-
43320	SERVICE CONTRACTS	315	571	709	(35)
43330	MAINT & REP.-MACH & EQUIP	2,500	528	2,500	-
43350	MAINT & REP.-AUTO EQUIP.	1,500		1,500	-
43360	MAINT & REP.-BLDGS & GNDS	1,000	709	1,000	-
43374	MAINT & REP.-ALLOWABLE	5,500		5,500	-
43710	UNIFORM MAINTENANCE CONT.	2,300	2,099	2,800	-
TOTAL PURCHASED SERVICES		87,365	89,483	108,509	18,965
44200	C.G. - PARTS AND LABOR	29,900	50,935	35,600	2,300
44302	C.S.-POWER.EQUIP.SUPPLIES	6,500	3,556	6,500	1,500
44310	C.G. - FUEL	17,000	19,099	17,000	2,000
TOTAL INTERNAL SERVICES		53,400	73,591	59,100	5,800
45110	ELECTRICITY		566		500
45230	TELECOMMUNICATIONS	1,000	518	500	-
45305	PROPERTY/LIABILITY INS.			3,360	(120)
45350	VEHICLE & EQUIPMENT INS.	1,950	1,810		-
45370	PUB.OFFICIAL LIABILITY IN	850	807		-
45380	GENERAL LIABILITY INS.	310	333		-
45410	LEASE/RENT OF EQUIPMENT	5,500	752	5,500	-
45530	TRAINING & TRAVEL	4,575	1,892	4,725	875

CITY OF HARRISONBURG, VA
EXPENDITURE BUDGET

FUND - 1000 - GENERAL FUND

FUNCTION - 400 - PUBLIC WORKS

ACTIVITY - 4100 - STREET MAINTENANCE

DEPARTMENT - 410841 - HIWAY/ST. BEAUTIFICATION

ACCOUNT-----	TITLE -----	----- 2022-2023 -----		2023-2024	2024-2025	NET
		BUDGET	ACTUAL	BUDGET	PROPOSED	CHANGE
45540	EDUCATION	500		500		(500)
45860	LITTER CONTROL	2,000		2,000		(2,000)
TOTAL OTHER CHARGES		16,685	6,677	16,585	15,340	(1,245)
46010	OFFICE SUPPLIES	400	86	400	400	-
46070	REPAIR & MAINT. SUPPLIES	3,500	4,411	5,000	5,000	-
46080	POWERED EQUIPMENT FUELS	2,200	4,466	4,200	4,200	-
46140	OTHER OPERATING SUPPLIES	2,000	1,215	2,000	2,500	500
46181	HORTICULTURE	80,054	83,955	33,000	33,000	-
TOTAL MATERIALS & SUPPLIES		88,154	94,133	44,600	45,100	500
TOTAL OTHER OPERATING EXPENSES		375,263	389,284	393,104	444,138	51,034
48111	MACHINERY & EQUIPMENT				30,000	30,000
48181	BUILDINGS & GROUNDS		4,600		13,000	13,000
48272	HARDWARE	1,080	1,930		2,250	2,250
TOTAL CAPITAL OUTLAY		1,080	6,530		45,250	45,250
TOTAL CAPITAL OUTLAY		1,080	6,530		45,250	45,250
TOTAL HIWAY/ST. BEAUTIFICATION		707,759	698,602	746,037	890,439	144,402

CITY OF HARRISONBURG, VA
EXPENDITURE BUDGET

FUND - 1000 - GENERAL FUND
FUNCTION - 400 - PUBLIC WORKS
ACTIVITY - 4100 - STREET MAINTENANCE
DEPARTMENT - 410941 - DOWNTOWN PARKING MAINT

ACCOUNT-----	TITLE -----	----- 2022-2023 -----	----- 2023-2024 -----	----- 2024-2025 -----	NET
		BUDGET	ACTUAL	PROPOSED	CHANGE
41010	SALARIES & WAGES-REG.	46,026	27,193	47,362	8,591
41020	SALARIES & WAGES-O/T	614	7	683	124
41050	ANNUAL LEAVE - SEPARATION		2,538		-
41051	SICK LEAVE - SEPARATION		337		-
TOTAL PERSONAL SERVICES		46,640	30,076	48,045	8,715
TOTAL PERSONAL SERVICES		46,640	30,076	48,045	8,715
42010	FICA	3,569	1,996	3,675	666
42020	RETIREMENT - VRS	6,771	4,253	6,589	886
42030	RETIREMENT - VRS (DC)			1,184	1,184
42050	HEALTH INSURANCE	15,500	7,718	14,107	2,416
42060	LIFE INSURANCE - VRS	617	387	635	115
42070	DISABILITY (VLDP)		72	251	46
42080	DENTAL INSURANCE	156	91	156	-
42110	WORKER'S COMP.	1,471	1,340	1,190	(222)
TOTAL FRINGE BENEFITS		28,084	15,857	27,787	5,091
43010	MISC. CONTRACTED SERVICES	1,000		1,000	(1,000)
43100	PROFESSIONAL SERVICES		19,909	2,500	2,500
43110	MEDICAL SERVICES	100		200	200
43320	SERVICE CONTRACTS	53	90	158	97
43330	MAINT & REP.-MACH & EQUIP	1,500	8	1,500	1,500
43360	MAINT & REP.-BLDGS & GNDS	31,500	47,538	6,500	1,500
43600	ADVERTISING	150		150	(150)
43710	UNIFORM MAINTENANCE CONT.	300	289	400	400
TOTAL PURCHASED SERVICES		34,603	67,834	12,408	6,197
44200	C.G. - PARTS AND LABOR	2,100	2,255	2,200	1,900
44300	CENTRAL STORES	200		200	200
44302	C.S.-POWER.EQUIP.SUPPLIES	6,500	6,128	6,500	6,500
44310	C.G. - FUEL	3,400	739	2,600	700
TOTAL INTERNAL SERVICES		12,200	9,121	11,500	9,100
45110	ELECTRICITY	32,000	29,322	32,000	32,000
45130	WATER & SEWER	600	614	600	650
45210	POSTAGE	50		50	50
45230	TELECOMMUNICATIONS	500	482	1,000	1,000
45305	PROPERTY/LIABILITY INS.			11,910	11,460
45340	PROPERTY INSURANCE	10,470	10,129		
45350	VEHICLE & EQUIPMENT INS.	100	92		
45370	PUB.OFFICIAL LIABILITY IN	350	332		
45380	GENERAL LIABILITY INS.	130	140		

CITY OF HARRISONBURG, VA
EXPENDITURE BUDGET

FUND - 1000 - GENERAL FUND
FUNCTION - 400 - PUBLIC WORKS
ACTIVITY - 4100 - STREET MAINTENANCE
DEPARTMENT - 410941 - DOWNTOWN PARKING MAINT

ACCOUNT-----	TITLE -----	----- 2022-2023 -----	----- 2023-2024 -----	2024-2025	NET
		BUDGET	ACTUAL	PROPOSED	CHANGE
45410	LEASE/RENT OF EQUIPMENT			1,500	-
45530	TRAINING & TRAVEL	600		450	-
TOTAL OTHER CHARGES		44,800	41,112	47,510	(450)
46010	OFFICE SUPPLIES	1,000	32	1,000	-
46070	REPAIR & MAINT. SUPPLIES	2,500	1,730	2,500	-
46080	POWERED EQUIPMENT FUELS	3,500	150	3,500	(2,500)
46140	OTHER OPERATING SUPPLIES	400	135	400	-
TOTAL MATERIALS & SUPPLIES		7,400	2,046	7,400	(2,500)
TOTAL OTHER OPERATING EXPENSES		127,087	135,970	101,514	(6,470)
48184	IMPROVEMENTS			125,000	(125,000)
48272	HARDWARE			1,000	1,000
TOTAL CAPITAL OUTLAY				125,000	(124,000)
TOTAL CAPITAL OUTLAY				125,000	(124,000)
TOTAL DOWNTOWN PARKING MAINT		173,727	166,046	265,844	(121,755)

CITY OF HARRISONBURG, VA
EXPENDITURE BUDGET

FUND - 1000 - GENERAL FUND
FUNCTION - 400 - PUBLIC WORKS
ACTIVITY - 4200 - SANITATION-WASTE REMOVAL
DEPARTMENT - 420241 - STREET & ROAD CLEANING

ACCOUNT-----	TITLE -----	----- 2022-2023 -----	----- 2023-2024 -----	----- 2024-2025 -----	NET
		BUDGET	ACTUAL	PROPOSED	CHANGE
41010	SALARIES & WAGES-REG.	210,130	116,776	240,510	33,052
41017	STAND BY PAY	1,468		1,468	-
41020	SALARIES & WAGES-O/T	3,536	714	3,469	477
41027	STANDBY & BLENDED - OT	2,000		2,000	-
41060	PTO - SEPARATION		199		-
TOTAL PERSONAL SERVICES		217,134	117,689	247,447	33,529
TOTAL PERSONAL SERVICES		217,134	117,689	247,447	33,529
42010	FICA	20,819	8,435	18,930	2,565
42020	RETIREMENT - VRS	39,001	17,376	35,379	2,674
42030	RETIREMENT - VRS (DC)			4,450	4,450
42050	HEALTH INSURANCE	39,707	15,116	58,663	(26,713)
42060	LIFE INSURANCE - VRS	3,552	1,583	3,223	443
42070	DISABILITY (VLDP)	728	380	1,029	(86)
42080	DENTAL INSURANCE	936	104	936	-
42110	WORKER'S COMP.	9,872	4,189	4,099	1,851
TOTAL FRINGE BENEFITS		114,615	47,184	122,259	(14,816)
43100	PROFESSIONAL SERVICES		719		-
43110	MEDICAL SERVICES	500	475	1,000	-
43320	SERVICE CONTRACTS	315	370	656	(26)
43330	MAINT & REP.-MACH & EQUIP	1,500		1,500	-
43350	MAINT & REP.-AUTO EQUIP.	500		500	(500)
43360	MAINT & REP.-BLDGS & GNDS	1,000	247	1,000	-
43374	MAINT & REP.-ALLOWABLE	3,000		3,000	-
43375	MAINT & REP.-NON-ALLOW.	500		500	-
43600	ADVERTISING	1,000		500	-
43710	UNIFORM MAINTENANCE CONT.	2,100	1,897	2,400	-
TOTAL PURCHASED SERVICES		10,415	3,708	11,056	(526)
44200	C.G. - PARTS AND LABOR	12,100	11,743	12,200	3,100
44302	C.S.-POWER.EQUIP.SUPPLIES	12,000	14,393	12,000	3,000
44310	C.G. - FUEL	5,000	4,192	6,000	(2,200)
TOTAL INTERNAL SERVICES		29,100	30,329	30,200	3,900
45120	HEATING		4,595	2,500	2,500
45130	WATER & SEWER		990		-
45230	TELECOMMUNICATIONS	500			-
45305	PROPERTY/LIABILITY INS.			2,420	(90)
45350	VEHICLE & EQUIPMENT INS.	720	676		-
45370	PUB.OFFICIAL LIABILITY IN	1,050	996		-
45380	GENERAL LIABILITY INS.	380	409		-

CITY OF HARRISONBURG, VA
EXPENDITURE BUDGET

FUND - 1000 - GENERAL FUND
 FUNCTION - 400 - PUBLIC WORKS
 ACTIVITY - 4200 - SANITATION-WASTE REMOVAL
 DEPARTMENT - 420241 - STREET & ROAD CLEANING

ACCOUNT-----	TITLE -----	----- 2022-2023 -----		2023-2024	2024-2025	NET
		BUDGET	ACTUAL	BUDGET	PROPOSED	CHANGE
45410	LEASE/RENT OF EQUIPMENT	1,500		1,500	1,500	-
45530	TRAINING & TRAVEL	1,050	530	1,500	1,500	-
45540	EDUCATION	500		500		(500)
TOTAL OTHER CHARGES		5,700	8,195	5,920	7,830	1,910
46010	OFFICE SUPPLIES	250	30	250	250	-
46070	REPAIR & MAINT. SUPPLIES	2,000	1,849	2,000	2,500	500
46080	POWERED EQUIPMENT FUELS	300		300	300	-
46140	OTHER OPERATING SUPPLIES	2,500	1,342	2,500	3,000	500
TOTAL MATERIALS & SUPPLIES		5,050	3,221	5,050	6,050	1,000
TOTAL OTHER OPERATING EXPENSES		164,880	92,637	174,485	165,953	(8,532)
TOTAL STREET & ROAD CLEANING		382,014	210,326	421,932	446,929	24,997

CITY OF HARRISONBURG, VA
EXPENDITURE BUDGET

FUND - 1000 - GENERAL FUND
FUNCTION - 400 - PUBLIC WORKS
ACTIVITY - 4300 - MAINT. OF GENERAL BLDGS.
DEPARTMENT - 430241 - GENERAL PROPERTIES

ACCOUNT-----	TITLE -----	----- 2022-2023 -----	----- 2023-2024 -----	2024-2025	NET
		BUDGET	ACTUAL	PROPOSED	CHANGE
41010	SALARIES & WAGES-REG.	109,933	111,666	167,752	28,184
41020	SALARIES & WAGES-O/T	449	120	1,049	135
41030	PT SALARIES & WAGES-REG	39,654	18,785	25,847	4,892
TOTAL PERSONAL SERVICES		150,036	130,572	194,648	33,211
TOTAL PERSONAL SERVICES		150,036	130,572	194,648	33,211
42010	FICA	11,478	9,412	14,891	2,541
42020	RETIREMENT - VRS	16,172	16,324	23,335	2,805
42030	RETIREMENT - VRS (DC)			842	842
42050	HEALTH INSURANCE	15,527	12,579	22,287	(4,062)
42060	LIFE INSURANCE - VRS	1,473	1,487	2,248	378
42070	DISABILITY (VLDP)			157	22
42080	DENTAL INSURANCE	312	312	468	-
42110	WORKER'S COMP.	772	1,541	1,780	130
TOTAL FRINGE BENEFITS		45,734	41,656	66,030	2,656
43100	PROFESSIONAL SERVICES	39,900	18,997	60,000	(95,000)
43110	MEDICAL SERVICES		220	400	-
43320	SERVICE CONTRACTS	37,200	37,732	37,392	(8,251)
43330	MAINT & REP.-MACH & EQUIP	5,000	942	20,000	5,000
43360	MAINT & REP.-BLDGS & GNDS	16,800	17,266	17,000	(1,000)
43362	MAINT & REP.-409 S. MAIN	15,000	20,351	15,000	-
43600	ADVERTISING			1,000	500
43720	LAUNDRY & DRY CLEANING	500	471	600	100
43890	STATE FEES AND PERMITS	80		80	-
TOTAL PURCHASED SERVICES		114,480	95,978	151,972	(98,651)
44200	C.G. - PARTS AND LABOR	200	200		(200)
44300	CENTRAL STORES	5,500	6,967	7,000	6,500
TOTAL INTERNAL SERVICES		5,700	7,167	7,000	6,300
45110	ELECTRICITY	15,000	18,030	15,000	-
45114	ELECTRICITY-409 S. MAIN	58,000	67,479	63,000	3,000
45120	HEATING	6,000	6,193	6,000	-
45130	WATER & SEWER	7,000	5,151	7,000	-
45210	POSTAGE	100		100	(100)
45230	TELECOMMUNICATIONS	500	3,492	1,000	-
45305	PROPERTY/LIABILITY INS.			20,540	(780)
45310	BOILER & MACHINERY INS.	3,590	3,249		-
45340	PROPERTY INSURANCE	12,870	14,360		-
45370	PUB.OFFICIAL LIABILITY IN	710	674		-
45380	GENERAL LIABILITY INS.	260	279		-

CITY OF HARRISONBURG, VA
EXPENDITURE BUDGET

FUND - 1000 - GENERAL FUND
 FUNCTION - 400 - PUBLIC WORKS
 ACTIVITY - 4300 - MAINT. OF GENERAL BLDGS.
 DEPARTMENT - 430241 - GENERAL PROPERTIES

ACCOUNT-----	TITLE -----	----- 2022-2023 -----	----- 2023-2024 -----	----- 2024-2025 -----	NET	
		BUDGET	ACTUAL	BUDGET	PROPOSED	CHANGE
45530	TRAINING & TRAVEL	1,795	29			-
45810	DUES & MEMBERSHIPS	1,450		3,260	1,810	(1,450)
TOTAL OTHER CHARGES		107,275	118,936	112,900	113,570	670
46010	OFFICE SUPPLIES			500	500	-
46070	REPAIR & MAINT. SUPPLIES	200	4,943	8,000	2,000	(6,000)
46110	UNIFORMS	750	595	1,100	1,100	-
46140	OTHER OPERATING SUPPLIES			1,000	1,000	-
TOTAL MATERIALS & SUPPLIES		950	5,538	10,600	4,600	(6,000)
TOTAL OTHER OPERATING EXPENSES		274,139	269,275	438,197	343,172	(95,025)
48111	MACHINERY & EQUIPMENT				10,700	10,700
48151	MOTOR VEHICLES & EQUIP.	52,000	5,144			-
48181	BUILDINGS & GROUNDS	37,500	45,610	7,500	6,500	(1,000)
48272	HARDWARE			2,200	3,600	1,400
TOTAL CAPITAL OUTLAY		89,500	50,754	9,700	20,800	11,100
TOTAL CAPITAL OUTLAY		89,500	50,754	9,700	20,800	11,100
TOTAL GENERAL PROPERTIES		513,675	450,601	609,334	558,620	(50,714)

CITY OF HARRISONBURG, VA
EXPENDITURE BUDGET

FUND - 1000 - GENERAL FUND
 FUNCTION - 400 - PUBLIC WORKS
 ACTIVITY - 4300 - MAINT. OF GENERAL BLDGS.
 DEPARTMENT - 430641 - SHELTER FACILITY

ACCOUNT-----	TITLE -----	----- 2022-2023 -----		2023-2024	2024-2025	NET
		BUDGET	ACTUAL	BUDGET	PROPOSED	CHANGE
43100	PROFESSIONAL SERVICES			1,000	1,000	-
43320	SERVICE CONTRACTS			12,000	12,000	-
43330	MAINT & REP.-MACH & EQUIP				5,000	5,000
43360	MAINT & REP.-BLDGS & GNDS				5,000	5,000
TOTAL PURCHASED SERVICES				13,000	23,000	10,000
44300	CENTRAL STORES			1,500	1,500	-
TOTAL INTERNAL SERVICES				1,500	1,500	-
45110	ELECTRICITY			12,000	12,000	-
45120	HEATING			5,000	5,000	-
45130	WATER & SEWER			5,000	5,000	-
45210	POSTAGE			100	100	-
45305	PROPERTY/LIABILITY INS.			15,000	2,040	(12,960)
TOTAL OTHER CHARGES				37,100	24,140	(12,960)
46070	REPAIR & MAINT. SUPPLIES			47,400	37,400	(10,000)
46140	OTHER OPERATING SUPPLIES			1,000	1,000	-
TOTAL MATERIALS & SUPPLIES				48,400	38,400	(10,000)
TOTAL OTHER OPERATING EXPENSES				100,000	87,040	(12,960)
TOTAL SHELTER FACILITY				100,000	87,040	(12,960)

CITY OF HARRISONBURG, VA
EXPENDITURE BUDGET

FUND - 1000 - GENERAL FUND
 FUNCTION - 500 - HEALTH & HUMAN SERVICES
 ACTIVITY - 5100 - HEALTH
 DEPARTMENT - 510111 - LOCAL HEALTH DEPT.

ACCOUNT-----	TITLE -----	----- 2022-2023 -----		2023-2024	2024-2025	NET
		BUDGET	ACTUAL	BUDGET	PROPOSED	CHANGE
45610	STATE HEALTH DEPARTMENT	344,470	344,470	313,410	324,870	11,460
TOTAL OTHER CHARGES		344,470	344,470	313,410	324,870	11,460
TOTAL OTHER OPERATING EXPENSES		344,470	344,470	313,410	324,870	11,460
TOTAL LOCAL HEALTH DEPT.		344,470	344,470	313,410	324,870	11,460

CITY OF HARRISONBURG, VA
EXPENDITURE BUDGET

FUND - 1000 - GENERAL FUND
 FUNCTION - 500 - HEALTH & HUMAN SERVICES
 ACTIVITY - 5200 - MENTAL HEALTH & RETARD.
 DEPARTMENT - 520511 - COMM. SERVICES BOARD

ACCOUNT-----	TITLE -----	----- 2022-2023 -----		2023-2024	2024-2025	NET
		BUDGET	ACTUAL	BUDGET	PROPOSED	CHANGE
45620	CSB-OPERATING	1,020,773	1,020,773	1,185,773	1,264,332	78,559
TOTAL OTHER CHARGES		1,020,773	1,020,773	1,185,773	1,264,332	78,559
TOTAL OTHER OPERATING EXPENSES		1,020,773	1,020,773	1,185,773	1,264,332	78,559
TOTAL COMM. SERVICES BOARD		1,020,773	1,020,773	1,185,773	1,264,332	78,559

CITY OF HARRISONBURG, VA
EXPENDITURE BUDGET

FUND - 1000 - GENERAL FUND
 FUNCTION - 500 - HEALTH & HUMAN SERVICES
 ACTIVITY - 5300 - WELFARE/SOCIAL SERVICES
 DEPARTMENT - 530611 - TAX RELF ELDRLY/DSAB VETS

ACCOUNT-----	TITLE -----	----- 2022-2023 -----		2023-2024	2024-2025	NET
		BUDGET	ACTUAL	BUDGET	PROPOSED	CHANGE
45740	TAX RELIEF FOR THE ELDER.	115,000	113,818	200,000	210,000	10,000
45742	TAX RELIEF FOR DISAB VETS	62,000	58,817	60,000	70,000	10,000
TOTAL OTHER CHARGES		177,000	172,635	260,000	280,000	20,000
TOTAL OTHER OPERATING EXPENSES		177,000	172,635	260,000	280,000	20,000
TOTAL TAX RELF ELDRLY/DSAB VETS		177,000	172,635	260,000	280,000	20,000

CITY OF HARRISONBURG, VA
EXPENDITURE BUDGET

FUND - 1000 - GENERAL FUND
FUNCTION - 700 - PARKS, REC. & CULTURAL
ACTIVITY - 7100 - PARKS & RECREATION
DEPARTMENT - 710171 - P & R ADMINISTRATION

ACCOUNT-----	TITLE -----	----- 2022-2023 -----	----- 2023-2024 -----	----- 2024-2025 -----	NET	
BUDGET		BUDGET	BUDGET	PROPOSED	CHANGE	
41010	SALARIES & WAGES-REG.	336,026	324,245	355,285	399,402	44,117
TOTAL PERSONAL SERVICES		336,026	324,245	355,285	399,402	44,117
TOTAL PERSONAL SERVICES		336,026	324,245	355,285	399,402	44,117
42010	FICA	27,264	23,419	27,179	30,554	3,375
42020	RETIREMENT - VRS	52,426	47,316	52,264	55,557	3,293
42030	RETIREMENT - VRS (DC)				5,687	5,687
42050	HEALTH INSURANCE	24,912	29,280	37,326	40,373	3,047
42060	LIFE INSURANCE - VRS	4,776	4,310	4,761	5,352	591
42070	DISABILITY (VLDP)	1,149	906	1,085	1,206	121
42080	DENTAL INSURANCE	780	273	780	780	-
42090	UNEMPLOYMENT				250	250
42110	WORKER'S COMP.	1,803	1,870	1,871	250	(1,621)
TOTAL FRINGE BENEFITS		113,110	107,374	125,266	140,009	14,743
43100	PROFESSIONAL SERVICES	8,878	9,856	8,878	12,242	3,364
43110	MEDICAL SERVICES	9,950	4,450	9,950	9,950	-
43165	CREDIT CARD SERVICE FEES	18,000	13,809	18,000	18,000	-
43320	SERVICE CONTRACTS	59,566	60,906	98,941	129,170	30,229
43360	MAINT & REP.-BLDGS & GNDS		5,337			-
43600	ADVERTISING	42,394	35,009	15,000	12,500	(2,500)
43700	CONTRACTED SERVICES	8,500	9,853	17,000	20,000	3,000
43860	ROCKINGHAM COUNTY	850	851	850	850	-
43890	STATE FEES AND PERMITS	80		80	80	-
TOTAL PURCHASED SERVICES		148,218	140,070	168,699	202,792	34,093
44200	C.G. - PARTS AND LABOR	24,900	22,638	22,200	21,500	(700)
44300	CENTRAL STORES	500		500	500	-
44310	C.G. - FUEL	4,800	267	500	400	(100)
TOTAL INTERNAL SERVICES		30,200	22,904	23,200	22,400	(800)
45110	ELECTRICITY	360	385	500	500	-
45210	POSTAGE	500	85	675	675	-
45230	TELECOMMUNICATIONS	1,080	909	9,230	10,800	1,570
45305	PROPERTY/LIABILITY INS.			15,480	14,890	(590)
45310	BOILER & MACHINERY INS.	80	72			-
45340	PROPERTY INSURANCE	8,870	7,371			-
45350	VEHICLE & EQUIPMENT INS.	1,940	1,806			-
45360	SURETY BONDS	70	69			-
45370	PUB.OFFICIAL LIABILITY IN	2,380	2,258			-
45380	GENERAL LIABILITY INS.	870	935			-
45394	RETIREE H'CARE BENEFIT	3,600	3,600	300		(300)

CITY OF HARRISONBURG, VA
EXPENDITURE BUDGET

FUND - 1000 - GENERAL FUND

FUNCTION - 700 - PARKS, REC. & CULTURAL

ACTIVITY - 7100 - PARKS & RECREATION

DEPARTMENT - 710171 - P & R ADMINISTRATION

ACCOUNT-----	TITLE -----	----- 2022-2023 -----	----- 2023-2024 -----	2024-2025	NET
		BUDGET	ACTUAL	PROPOSED	CHANGE
45410	LEASE/RENT OF EQUIPMENT	5,050	8,026	10,600	-
45530	TRAINING & TRAVEL	14,450	23,077	16,990	4,430
45540	EDUCATION		1,000		-
45803	FESTIVALS		2,500		-
45810	DUES & MEMBERSHIPS	3,510	2,521	7,751	5,031
TOTAL OTHER CHARGES		42,760	54,615	62,206	10,141
46010	OFFICE SUPPLIES	11,000	17,620	13,900	-
46110	UNIFORMS	10,000	10,916	15,000	15,000
46120	BOOKS & SUBSCRIPTIONS	175	55	175	-
46130	RECREATIONAL SUPPLIES		472	400	(400)
46140	OTHER OPERATING SUPPLIES		6,734	4,000	2,000
46145	SAFETY MATERIALS		1,740	17,000	17,000
TOTAL MATERIALS & SUPPLIES		21,175	37,538	16,475	33,600
TOTAL OTHER OPERATING EXPENSES		355,463	362,500	385,705	91,777
48221	FURNITURE & FIXTURES		2,634	500	3,925
48272	HARDWARE	39,522	36,914	32,900	(14,600)
TOTAL CAPITAL OUTLAY		39,522	39,548	33,400	(10,675)
TOTAL CAPITAL OUTLAY		39,522	39,548	33,400	(10,675)
TOTAL P & R ADMINISTRATION		731,011	726,293	774,390	125,219

CITY OF HARRISONBURG, VA
EXPENDITURE BUDGET

FUND - 1000 - GENERAL FUND
FUNCTION - 700 - PARKS, REC. & CULTURAL
ACTIVITY - 7100 - PARKS & RECREATION
DEPARTMENT - 710271 - PARKS

ACCOUNT-----	TITLE -----	----- 2022-2023 -----	----- 2023-2024 -----	----- 2024-2025 -----	NET
		BUDGET	ACTUAL	PROPOSED	CHANGE
41010	SALARIES & WAGES-REG.	572,818	513,782	604,407	142,438
41020	SALARIES & WAGES-O/T	1,000	17	1,000	-
41030	PT SALARIES & WAGES-REG	126,996	37,213	69,643	24,915
41050	ANNUAL LEAVE - SEPARATION			19,800	19,800
41051	SICK LEAVE - SEPARATION			7,000	7,000
41054	PTO - PAYOUT		960		-
41060	PTO - SEPARATION		1,610		-
TOTAL PERSONAL SERVICES		700,814	553,581	675,050	194,153
TOTAL PERSONAL SERVICES		700,814	553,581	675,050	194,153
42010	FICA	53,613	39,334	51,643	14,851
42020	RETIREMENT - VRS	84,262	75,593	88,909	14,978
42030	RETIREMENT - VRS (DC)			8,767	8,767
42050	HEALTH INSURANCE	90,411	83,021	130,331	(15,180)
42060	LIFE INSURANCE - VRS	7,676	6,886	8,100	1,908
42070	DISABILITY (VLDP)	1,090	839	1,172	687
42080	DENTAL INSURANCE	1,872	1,472	2,028	156
42110	WORKER'S COMP.	10,382	9,980	10,482	8
TOTAL FRINGE BENEFITS		249,306	217,126	292,665	26,175
43100	PROFESSIONAL SERVICES		60		-
43320	SERVICE CONTRACTS	25,269	27,949		-
43330	MAINT & REP.-MACH & EQUIP	26,500	17,840	26,500	(6,500)
43360	MAINT & REP.-BLDGS & GNDS	56,200	56,505	45,250	3,950
43600	ADVERTISING	500	460		-
TOTAL PURCHASED SERVICES		108,469	102,814	71,750	(2,550)
44200	C.G. - PARTS AND LABOR	92,000	87,591	119,900	19,900
44300	CENTRAL STORES	5,500	2,591	4,000	6,600
44310	C.G. - FUEL	56,100	46,688	56,100	(5,000)
TOTAL INTERNAL SERVICES		153,600	136,869	180,000	21,500
45110	ELECTRICITY	20,000	22,024	25,000	4,000
45120	HEATING	16,000	17,477	23,000	-
45130	WATER & SEWER	14,000	11,734	17,000	-
45136	LANDFILL/STEAM PLANT	5,000	5,840	5,000	1,000
45230	TELECOMMUNICATIONS		478		-
45305	PROPERTY/LIABILITY INS.			19,130	(730)
45350	VEHICLE & EQUIPMENT INS.	13,320	12,183		-
45355	INSURANCE DEDUCTIBLE		2,895		-
45370	PUB.OFFICIAL LIABILITY IN	3,550	3,368		-
45380	GENERAL LIABILITY INS.	1,290	1,386		-

CITY OF HARRISONBURG, VA
EXPENDITURE BUDGET

FUND - 1000 - GENERAL FUND

FUNCTION - 700 - PARKS, REC. & CULTURAL

ACTIVITY - 7100 - PARKS & RECREATION

DEPARTMENT - 710271 - PARKS

ACCOUNT-----	TITLE -----	----- 2022-2023 -----	----- 2023-2024 -----	2024-2025	NET
		BUDGET	ACTUAL	PROPOSED	CHANGE
45394	RETIREE H' CARE BENEFIT			1,470	1,470
45410	LEASE/RENT OF EQUIPMENT	13,000	8,536	13,400	300
45530	TRAINING & TRAVEL		245		-
45810	DUES & MEMBERSHIPS			140	(140)
TOTAL OTHER CHARGES		86,160	86,165	102,370	5,900
46050	JANITORIAL SUPPLIES	12,140	15,238	22,400	1,700
46075	MAINT&REP-ROADS/TRAILS/BR	6,000	1,248	4,000	-
46110	UNIFORMS	1,240	1,182	1,425	95
46145	SAFETY MATERIALS	6,900	1,195	2,400	400
46181	HORTICULTURE	27,700	33,463	45,450	200
46183	SEED, SOD, STRAW, ETC.	2,000	986	2,000	-
TOTAL MATERIALS & SUPPLIES		55,980	53,312	77,770	2,395
TOTAL OTHER OPERATING EXPENSES		653,515	596,286	775,580	53,420
48111	MACHINERY & EQUIPMENT	36,959	36,959	22,550	22,550
48151	MOTOR VEHICLES & EQUIP.	75,000	102,580		-
48181	BUILDINGS & GROUNDS	13,224	7,503	7,000	19,984
48184	IMPROVEMENTS	344,061	394,401	35,000	35,000
48211	MACHINERY & EQUIPMENT		8,000		-
48277	PLAYGROUND EQUIPMENT	68,400	70,700	21,400	(6,400)
TOTAL CAPITAL OUTLAY		537,644	620,143	28,400	99,534
TOTAL CAPITAL OUTLAY		537,644	620,143	28,400	99,534
TOTAL PARKS		1,891,973	1,770,010	1,425,610	318,707

CITY OF HARRISONBURG, VA
EXPENDITURE BUDGET

FUND - 1000 - GENERAL FUND
FUNCTION - 700 - PARKS, REC. & CULTURAL
ACTIVITY - 7100 - PARKS & RECREATION
DEPARTMENT - 710371 - FIELD MAINTENANCE

ACCOUNT-----	TITLE -----	----- 2022-2023 -----	----- 2023-2024 -----	2024-2025	NET
		BUDGET	ACTUAL	PROPOSED	CHANGE
41010	SALARIES & WAGES-REG.	138,683	136,235	216,716	33,655
41020	SALARIES & WAGES-O/T		12		-
41030	PT SALARIES & WAGES-REG	46,272	27,210	37,161	6,605
TOTAL PERSONAL SERVICES		184,955	163,456	253,877	40,260
TOTAL PERSONAL SERVICES		184,955	163,456	253,877	40,260
42010	FICA	14,150	11,487	19,422	3,080
42020	RETIREMENT - VRS	20,401	19,883	30,146	3,217
42030	RETIREMENT - VRS (DC)			3,020	3,020
42050	HEALTH INSURANCE	30,412	32,096	49,791	13,816
42060	LIFE INSURANCE - VRS	1,858	1,811	2,904	451
42070	DISABILITY (VLDP)	188	492	641	(105)
42080	DENTAL INSURANCE	468	319	624	-
42110	WORKER'S COMP.	1,568	1,805	2,770	839
TOTAL FRINGE BENEFITS		69,045	67,892	109,318	24,318
43320	SERVICE CONTRACTS		683		-
43330	MAINT & REP.-MACH & EQUIP	12,000	15,353	9,000	-
43360	MAINT & REP.-BLDGS & GNDS	28,000	25,954	11,000	(13,500)
TOTAL PURCHASED SERVICES		40,000	41,990	20,000	(13,500)
44300	CENTRAL STORES	2,500	3,615	2,000	-
TOTAL INTERNAL SERVICES		2,500	3,615	2,000	-
45110	ELECTRICITY			1,500	1,500
45130	WATER & SEWER			8,500	8,500
45136	LANDFILL/STEAM PLANT	200	77	200	-
45230	TELECOMMUNICATIONS	900			-
45305	PROPERTY/LIABILITY INS.			1,390	(50)
45370	PUB.OFFICIAL LIABILITY IN	870	825		-
45380	GENERAL LIABILITY INS.	320	344		-
45410	LEASE/RENT OF EQUIPMENT	2,500	775	3,000	-
45810	DUES & MEMBERSHIPS	1,000	55	1,000	(1,000)
TOTAL OTHER CHARGES		5,790	2,076	14,540	8,950
46010	OFFICE SUPPLIES	1,000			-
46050	JANITORIAL SUPPLIES		55		-
46076	MAINT&REP-IRRIGATION SYS.	5,500	2,858	7,000	-
46090	POWERED EQUIPMENT SUPPLY	2,500	3,309	3,000	1,000
46110	UNIFORMS	600	95	600	-
46145	SAFETY MATERIALS	1,000	1,165	1,000	-

CITY OF HARRISONBURG, VA
EXPENDITURE BUDGET

FUND - 1000 - GENERAL FUND

FUNCTION - 700 - PARKS, REC. & CULTURAL

ACTIVITY - 7100 - PARKS & RECREATION

DEPARTMENT - 710371 - FIELD MAINTENANCE

ACCOUNT-----	TITLE -----	----- 2022-2023 -----		2023-2024	2024-2025	NET
		BUDGET	ACTUAL	BUDGET	PROPOSED	CHANGE
46180	CHEMICALS	15,000	4,123	11,500	10,000	(1,500)
46182	SANDS AND SOILS MIXES	18,000	5,913	11,500	26,900	15,400
46183	SEED, SOD, STRAW, ETC.	25,000		16,000	14,000	(2,000)
46184	NUTRIENT MANAGEMENT	15,000	4,409	7,500	6,720	(780)
TOTAL MATERIALS & SUPPLIES		83,600	21,927	57,100	69,220	12,120
TOTAL OTHER OPERATING EXPENSES		200,935	137,499	183,190	215,078	31,888
48111	MACHINERY & EQUIPMENT		33,253			-
48181	BUILDINGS & GROUNDS		3,104			-
48184	IMPROVEMENTS	51,960	52,243			-
48211	MACHINERY & EQUIPMENT	74,700	69,303			-
48250	MOTOR VEHICLES & EQUIP.		29,098			-
TOTAL CAPITAL OUTLAY		126,660	187,001			-
TOTAL CAPITAL OUTLAY		126,660	187,001			-
TOTAL FIELD MAINTENANCE		512,550	487,957	396,807	468,955	72,148

CITY OF HARRISONBURG, VA
EXPENDITURE BUDGET

FUND - 1000 - GENERAL FUND
FUNCTION - 700 - PARKS, REC. & CULTURAL
ACTIVITY - 7100 - PARKS & RECREATION
DEPARTMENT - 710471 - COMMUNITY ACTIVITY CENTER

ACCOUNT-----	TITLE -----	----- 2022-2023 -----	----- 2023-2024 -----	----- 2024-2025 -----	NET
		BUDGET	ACTUAL	PROPOSED	CHANGE
41010	SALARIES & WAGES-REG.	174,953	173,676	191,516	23,515
41020	SALARIES & WAGES-O/T		2		-
41030	PT SALARIES & WAGES-REG	69,703	68,315	98,292	26,286
41053	ANNUAL LEAVE - PAYOUT		1,008		-
TOTAL PERSONAL SERVICES		244,656	243,002	289,808	49,801
TOTAL PERSONAL SERVICES		244,656	243,002	289,808	49,801
42010	FICA	11,043	18,303	22,171	3,809
42020	RETIREMENT - VRS	33,342	25,248	28,172	1,739
42030	RETIREMENT - VRS (DC)			2,857	2,857
42050	HEALTH INSURANCE	46,845	9,726	20,616	3,174
42060	LIFE INSURANCE - VRS	3,037	2,300	2,567	315
42070	DISABILITY (VLDP)	559	326	375	231
42080	DENTAL INSURANCE	780	280	702	-
42110	WORKER'S COMP.	9,981	3,924	3,877	3
TOTAL FRINGE BENEFITS		105,587	60,106	78,480	12,128
43100	PROFESSIONAL SERVICES		87		-
43320	SERVICE CONTRACTS	4,220	4,144		-
43330	MAINT & REP.-MACH & EQUIP	2,000	967	3,000	2,000
43360	MAINT & REP.-BLDGS & GNDS	11,000	29,783	19,600	2,150
TOTAL PURCHASED SERVICES		17,220	34,981	22,600	4,150
44300	CENTRAL STORES	500	333	500	-
TOTAL INTERNAL SERVICES		500	333	500	-
45110	ELECTRICITY	30,000	30,388	33,000	2,000
45120	HEATING	7,000	10,329	12,000	-
45130	WATER & SEWER	4,750	2,723	4,750	(750)
45230	TELECOMMUNICATIONS	1,400	979		-
45305	PROPERTY/LIABILITY INS.			3,630	(130)
45340	PROPERTY INSURANCE	970	938		-
45350	VEHICLE & EQUIPMENT INS.	130	126		-
45370	PUB.OFFICIAL LIABILITY IN	1,530	1,451		-
45380	GENERAL LIABILITY INS.	560	601		-
45394	RETIREE H'CARE BENEFIT	4,080	4,080	4,080	-
45803	FESTIVALS	1,000	235	1,000	-
45810	DUES & MEMBERSHIPS	550	611		-
TOTAL OTHER CHARGES		51,970	52,462	58,460	1,120
46010	OFFICE SUPPLIES	8,925	8,925		-

CITY OF HARRISONBURG, VA
EXPENDITURE BUDGET

FUND - 1000 - GENERAL FUND
FUNCTION - 700 - PARKS, REC. & CULTURAL
ACTIVITY - 7100 - PARKS & RECREATION
DEPARTMENT - 710471 - COMMUNITY ACTIVITY CENTER

ACCOUNT-----	TITLE -----	----- 2022-2023 -----		2023-2024	2024-2025	NET
		BUDGET	ACTUAL	BUDGET	PROPOSED	CHANGE
46050	JANITORIAL SUPPLIES	24,116	34,038	16,500	25,750	9,250
46130	RECREATIONAL SUPPLIES	3,500	2,088	9,200	11,000	1,800
46140	OTHER OPERATING SUPPLIES			1,500	3,000	1,500
46145	SAFETY MATERIALS	150	49	150	150	-
TOTAL MATERIALS & SUPPLIES		36,691	45,100	27,350	39,900	12,550
TOTAL OTHER OPERATING EXPENSES		211,968	192,982	187,390	217,338	29,948
48122	FURNITURE	300	775			-
48184	IMPROVEMENTS	10,000	12,494		16,000	16,000
48272	HARDWARE		586	1,000		(1,000)
TOTAL CAPITAL OUTLAY		10,300	13,855	1,000	16,000	15,000
TOTAL CAPITAL OUTLAY		10,300	13,855	1,000	16,000	15,000
TOTAL COMMUNITY ACTIVITY CENTER		466,924	449,839	478,198	572,947	94,749

CITY OF HARRISONBURG, VA
EXPENDITURE BUDGET

FUND - 1000 - GENERAL FUND
 FUNCTION - 700 - PARKS, REC. & CULTURAL
 ACTIVITY - 7100 - PARKS & RECREATION
 DEPARTMENT - 710571 - SPECIAL EVENTS/PROGRAMS

ACCOUNT-----	TITLE -----	----- 2022-2023 -----	----- 2023-2024 -----	2024-2025	NET
		BUDGET	ACTUAL	PROPOSED	CHANGE
41010	SALARIES & WAGES-REG.	265,960	268,091	265,088	99,682
41020	SALARIES & WAGES-O/T		143		-
41030	PT SALARIES & WAGES-REG	131,735	113,523	158,859	60,210
41053	ANNUAL LEAVE - PAYOUT		2,235		-
41054	PTO - PAYOUT		26		-
TOTAL PERSONAL SERVICES		397,695	384,019	423,947	159,892
TOTAL PERSONAL SERVICES		397,695	384,019	423,947	159,892
42010	FICA	32,374	28,722	32,432	12,232
42020	RETIREMENT - VRS	39,123	39,437	38,995	11,746
42030	RETIREMENT - VRS (DC)			5,564	5,564
42050	HEALTH INSURANCE	27,302	22,673	26,557	21,245
42060	LIFE INSURANCE - VRS	3,564	3,592	3,553	1,334
42070	DISABILITY (VLDP)	745	735	736	444
42080	DENTAL INSURANCE	780	624	780	156
42110	WORKER'S COMP.		6,802	7,651	(1,351)
TOTAL FRINGE BENEFITS		103,888	102,585	110,704	51,370
43700	CONTRACTED SERVICES	4,000	9,378	15,000	-
43890	STATE FEES AND PERMITS	100		100	-
TOTAL PURCHASED SERVICES		4,100	9,378	15,100	-
45230	TELECOMMUNICATIONS		204		-
45803	FESTIVALS	4,350	8,233	4,350	6,950
45810	DUES & MEMBERSHIPS	100		600	(600)
TOTAL OTHER CHARGES		4,450	8,437	4,950	6,350
46130	RECREATIONAL SUPPLIES	9,550	16,411	13,850	6,650
46131	ED/REC SUPP-PLAYGROUNDS	17,500	14,617	18,400	1,500
TOTAL MATERIALS & SUPPLIES		27,050	31,029	32,250	8,150
TOTAL OTHER OPERATING EXPENSES		139,488	151,429	163,004	65,870
TOTAL SPECIAL EVENTS/PROGRAMS		537,183	535,448	586,951	225,762

CITY OF HARRISONBURG, VA
EXPENDITURE BUDGET

FUND - 1000 - GENERAL FUND
FUNCTION - 700 - PARKS, REC. & CULTURAL
ACTIVITY - 7100 - PARKS & RECREATION
DEPARTMENT - 710671 - SIMMS RECREATION CENTER

ACCOUNT-----	TITLE -----	----- 2022-2023 -----	----- 2023-2024 -----	----- 2024-2025 -----	NET
		BUDGET	ACTUAL	PROPOSED	CHANGE
41010	SALARIES & WAGES-REG.	124,905	120,502	196,612	(6,853)
41020	SALARIES & WAGES-O/T		3		-
41030	PT SALARIES & WAGES-REG	35,976	45,964	69,353	39,186
41050	ANNUAL LEAVE - SEPARATION		480		-
TOTAL PERSONAL SERVICES		160,881	166,948	265,965	32,333
TOTAL PERSONAL SERVICES		160,881	166,948	265,965	32,333
42010	FICA	15,579	12,431	20,346	2,475
42020	RETIREMENT - VRS	24,663	17,276	28,922	(2,526)
42030	RETIREMENT - VRS (DC)			1,950	1,950
42050	HEALTH INSURANCE	24,820	8,630	32,306	(21,163)
42060	LIFE INSURANCE - VRS	2,246	1,574	2,635	(92)
42070	DISABILITY (VLDP)	365	162	538	(124)
42080	DENTAL INSURANCE	624	331	702	(156)
42110	WORKER'S COMP.	2,862	1,959	2,079	1,361
TOTAL FRINGE BENEFITS		71,159	42,363	87,528	(18,275)
43320	SERVICE CONTRACTS	9,982	9,478		-
43330	MAINT & REP.-MACH & EQUIP	1,000		1,000	-
43340	MAINT & REP.-FURN & FIX	10,000	4,979		-
43360	MAINT & REP.-BLDGS & GNDS	26,000	13,770	20,000	14,000
TOTAL PURCHASED SERVICES		46,982	28,227	21,000	14,000
44300	CENTRAL STORES	1,000		500	-
TOTAL INTERNAL SERVICES		1,000		500	-
45110	ELECTRICITY	82,000	67,859	82,000	(7,000)
45120	HEATING	28,000	31,006	40,000	(5,000)
45130	WATER & SEWER	6,500	5,854	6,500	-
45230	TELECOMMUNICATIONS	1,709	1,674		-
45305	PROPERTY/LIABILITY INS.			9,520	(360)
45310	BOILER & MACHINERY INS.	3,030	2,742		-
45340	PROPERTY INSURANCE	4,920	4,760		-
45370	PUB.OFFICIAL LIABILITY IN	820	777		-
45380	GENERAL LIABILITY INS.	300	322		-
45803	FESTIVALS	8,500	3,778	2,500	(2,500)
45810	DUES & MEMBERSHIPS	275	306	300	-
TOTAL OTHER CHARGES		136,054	119,077	140,820	(14,860)
46050	JANITORIAL SUPPLIES	9,000	8,279	10,750	10,000
46130	RECREATIONAL SUPPLIES	11,000	2,375	2,500	500

CITY OF HARRISONBURG, VA
EXPENDITURE BUDGET

FUND - 1000 - GENERAL FUND
FUNCTION - 700 - PARKS, REC. & CULTURAL
ACTIVITY - 7100 - PARKS & RECREATION
DEPARTMENT - 710671 - SIMMS RECREATION CENTER

ACCOUNT-----	TITLE -----	----- 2022-2023 -----	----- 2023-2024 -----	2024-2025	NET
		BUDGET	ACTUAL	PROPOSED	CHANGE
46145	SAFETY MATERIALS	150		150	-
TOTAL MATERIALS & SUPPLIES		20,150	10,654	23,900	10,500
TOTAL OTHER OPERATING EXPENSES		275,345	200,321	254,613	(8,635)
48111	MACHINERY & EQUIPMENT		2,953		-
48122	FURNITURE	3,500	8,046		-
48172	HARDWARE	1,000	10,928	2,750	2,750
48184	IMPROVEMENTS	3,000	51,874		-
TOTAL CAPITAL OUTLAY		7,500	73,801	2,750	2,750
TOTAL CAPITAL OUTLAY		7,500	73,801	2,750	2,750
TOTAL SIMMS RECREATION CENTER		443,726	441,070	529,213	26,448

CITY OF HARRISONBURG, VA
EXPENDITURE BUDGET

FUND - 1000 - GENERAL FUND
FUNCTION - 700 - PARKS, REC. & CULTURAL
ACTIVITY - 7100 - PARKS & RECREATION
DEPARTMENT - 710771 - WESTOVER POOL

ACCOUNT-----	TITLE -----	----- 2022-2023 -----	----- 2023-2024 -----	2024-2025	NET
		BUDGET	ACTUAL	PROPOSED	CHANGE
41010	SALARIES & WAGES-REG.	221,472	221,270	246,564	51,500
41030	PT SALARIES & WAGES-REG	165,877	112,969	137,799	24,148
41054	PTO - PAYOUT		2,932		-
TOTAL PERSONAL SERVICES		387,349	337,171	384,363	75,648
TOTAL PERSONAL SERVICES		387,349	337,171	384,363	75,648
42010	FICA	24,354	24,495	29,403	5,788
42020	RETIREMENT - VRS	22,429	32,318	36,270	5,191
42030	RETIREMENT - VRS (DC)			7,452	7,452
42050	HEALTH INSURANCE	21,084	39,409	49,225	9,743
42060	LIFE INSURANCE - VRS	2,043	2,944	3,304	691
42070	DISABILITY (VLDP)	832	1,164	1,307	273
42080	DENTAL INSURANCE	468	715	780	-
42110	WORKER'S COMP.	4,810	6,737	7,392	(1,062)
TOTAL FRINGE BENEFITS		76,020	107,783	127,681	28,076
43100	PROFESSIONAL SERVICES		216		-
43110	MEDICAL SERVICES		40		-
43320	SERVICE CONTRACTS	400	930		-
43330	MAINT & REP.-MACH & EQUIP	9,995	18,315	6,000	53,540
43336	MAINT & REP.-RADIO EQUIP		249		-
43360	MAINT & REP.-BLDGS & GNDS	7,500	16,643	6,000	2,250
43700	CONTRACTED SERVICES		300		-
TOTAL PURCHASED SERVICES		17,895	36,692	12,000	55,790
45110	ELECTRICITY	36,000	40,470	34,000	23,500
45120	HEATING	49,000	56,592	39,000	36,000
45130	WATER & SEWER	21,000	15,645	17,500	7,500
45305	PROPERTY/LIABILITY INS.			10,200	(390)
45340	PROPERTY INSURANCE	7,670	7,420		-
45370	PUB.OFFICIAL LIABILITY IN	1,230	1,167		-
45380	GENERAL LIABILITY INS.	450	484		-
45410	LEASE/RENT OF EQUIPMENT	1,650	2,455	3,200	-
45530	TRAINING & TRAVEL		1,302		7,155
45810	DUES & MEMBERSHIPS	300	165	420	(420)
TOTAL OTHER CHARGES		117,300	125,700	104,320	73,345
46010	OFFICE SUPPLIES		10		-
46110	UNIFORMS	270	677	475	2,150
46130	RECREATIONAL SUPPLIES		2,749	2,650	2,237
46145	SAFETY MATERIALS	1,282	2,131	1,000	1,286
46180	CHEMICALS	61,955	40,127	51,000	7,000

CITY OF HARRISONBURG, VA
EXPENDITURE BUDGET

FUND - 1000 - GENERAL FUND
 FUNCTION - 700 - PARKS, REC. & CULTURAL
 ACTIVITY - 7100 - PARKS & RECREATION
 DEPARTMENT - 710771 - WESTOVER POOL

ACCOUNT-----	TITLE -----	----- 2022-2023 -----	----- 2023-2024 -----	2024-2025	NET	
		BUDGET	ACTUAL	BUDGET	PROPOSED	CHANGE
TOTAL MATERIALS & SUPPLIES		63,507	45,694	55,125	67,798	12,673
TOTAL OTHER OPERATING EXPENSES		274,722	315,869	299,126	469,010	169,884
48122 FURNITURE			880			-
48184 IMPROVEMENTS		54,866				-
TOTAL CAPITAL OUTLAY		54,866	880			-
TOTAL CAPITAL OUTLAY		54,866	880			-
TOTAL WESTOVER POOL		716,937	653,920	683,489	929,021	245,532

CITY OF HARRISONBURG, VA
EXPENDITURE BUDGET

FUND - 1000 - GENERAL FUND
FUNCTION - 700 - PARKS, REC. & CULTURAL
ACTIVITY - 7100 - PARKS & RECREATION
DEPARTMENT - 710871 - ATHLETICS

ACCOUNT-----	TITLE -----	----- 2022-2023 -----	----- 2023-2024 -----	2024-2025	NET
		BUDGET	ACTUAL	PROPOSED	CHANGE
41010	SALARIES & WAGES-REG.	185,972	179,157	228,560	68,048
41020	SALARIES & WAGES-O/T		8		-
41030	PT SALARIES & WAGES-REG	18,661	17,190	9,198	5,419
TOTAL PERSONAL SERVICES		204,633	196,355	237,758	73,467
TOTAL PERSONAL SERVICES		204,633	196,355	237,758	73,467
42010	FICA	17,223	14,634	18,189	5,620
42020	RETIREMENT - VRS	29,563	26,531	33,622	7,637
42030	RETIREMENT - VRS (DC)			5,272	5,272
42050	HEALTH INSURANCE	19,942	11,442	29,436	11,931
42060	LIFE INSURANCE - VRS	2,692	2,417	3,064	911
42070	DISABILITY (VLDP)	700	572	827	291
42080	DENTAL INSURANCE	624	195	702	78
42110	WORKER'S COMP.	3,472	2,894	3,025	175
TOTAL FRINGE BENEFITS		74,216	58,684	88,865	31,915
43100	PROFESSIONAL SERVICES		48		-
43320	SERVICE CONTRACTS	360	1,343		-
43360	MAINT & REP.-BLDGS & GNDS		8		-
43700	CONTRACTED SERVICES	27,300	20,210	23,800	2,000
TOTAL PURCHASED SERVICES		27,660	21,608	23,800	2,000
45110	ELECTRICITY	14,500	16,326	17,100	11,900
45130	WATER & SEWER	6,500	3,507	7,800	(7,800)
45230	TELECOMMUNICATIONS	2,500	2,848		-
45305	PROPERTY/LIABILITY INS.			1,810	(60)
45340	PROPERTY INSURANCE	270	261		-
45350	VEHICLE & EQUIPMENT INS.	350	321		-
45370	PUB.OFFICIAL LIABILITY IN	730	693		-
45380	GENERAL LIABILITY INS.	270	290		-
45390	OTHER INSURANCE		392		-
45803	FESTIVALS	500	37	500	(500)
TOTAL OTHER CHARGES		25,620	24,675	27,210	3,540
46010	OFFICE SUPPLIES	400	416		-
46132	ED/REC SUPP-ATHLETICS	80,200	99,714	69,000	29,480
46145	SAFETY MATERIALS	650	50	650	-
TOTAL MATERIALS & SUPPLIES		81,250	100,180	69,650	29,480
TOTAL OTHER OPERATING EXPENSES		208,746	205,147	209,525	66,935

CITY OF HARRISONBURG, VA
EXPENDITURE BUDGET

FUND - 1000 - GENERAL FUND
FUNCTION - 700 - PARKS, REC. & CULTURAL
ACTIVITY - 7100 - PARKS & RECREATION
DEPARTMENT - 710871 - ATHLETICS

ACCOUNT-----	TITLE -----	----- 2022-2023 -----		2023-2024	2024-2025	NET
		BUDGET	ACTUAL	BUDGET	PROPOSED	CHANGE
48111	MACHINERY & EQUIPMENT	7,718	7,718		45,000	45,000
48181	BUILDINGS & GROUNDS	3,800	3,815	2,000		(2,000)
48211	MACHINERY & EQUIPMENT	1,750				-
48221	FURNITURE & FIXTURES	4,500	1,771			-
TOTAL CAPITAL OUTLAY		14,268	13,304	2,000	45,000	43,000
TOTAL CAPITAL OUTLAY		14,268	13,304	2,000	45,000	43,000
TOTAL ATHLETICS		427,647	414,806	449,283	632,685	183,402

CITY OF HARRISONBURG, VA
EXPENDITURE BUDGET

FUND - 1000 - GENERAL FUND
FUNCTION - 700 - PARKS, REC. & CULTURAL
ACTIVITY - 7100 - PARKS & RECREATION
DEPARTMENT - 730171 - GOLF COURSE

ACCOUNT-----	TITLE -----	----- 2022-2023 -----	2023-2024	2024-2025	NET
		BUDGET	ACTUAL	PROPOSED	CHANGE
41010	SALARIES & WAGES-REG.			357,448	357,448
41030	PT SALARIES & WAGES-REG			184,118	184,118
TOTAL PERSONAL SERVICES				541,566	541,566
TOTAL PERSONAL SERVICES				541,566	541,566
42010	FICA			41,430	41,430
42020	RETIREMENT - VRS			49,722	49,722
42030	RETIREMENT - VRS (DC)			3,768	3,768
42050	HEALTH INSURANCE			59,002	59,002
42060	LIFE INSURANCE - VRS			4,790	4,790
42070	DISABILITY (VLDP)			799	799
42080	DENTAL INSURANCE			936	936
42110	WORKER'S COMP.			4,180	4,180
TOTAL FRINGE BENEFITS				164,627	164,627
43165	CREDIT CARD SERVICE FEES			35,000	35,000
43320	SERVICE CONTRACTS			42,110	42,110
43330	MAINT & REP.-MACH & EQUIP			25,000	25,000
43360	MAINT & REP.-BLDGS & GNDS			9,000	9,000
TOTAL PURCHASED SERVICES				111,110	111,110
44200	C.G. - PARTS AND LABOR			5,900	5,900
44300	CENTRAL STORES			500	500
44310	C.G. - FUEL			500	500
TOTAL INTERNAL SERVICES				6,900	6,900
45110	ELECTRICITY			23,500	23,500
45120	HEATING			8,000	8,000
45130	WATER & SEWER			4,400	4,400
45136	LANDFILL/STEAM PLANT			150	150
45305	PROPERTY/LIABILITY INS.			9,610	9,610
45410	LEASE/RENT OF EQUIPMENT			7,997	7,997
TOTAL OTHER CHARGES				53,657	53,657
46010	OFFICE SUPPLIES			4,000	4,000
46050	JANITORIAL SUPPLIES			200	200
46075	MAINT&REP-ROADS/TRAILS/BR			1,500	1,500
46076	MAINT&REP-IRRIGATION SYS.			12,000	12,000
46080	POWERED EQUIPMENT FUELS			16,000	16,000
46110	UNIFORMS			900	900
46145	SAFETY MATERIALS			1,700	1,700

CITY OF HARRISONBURG, VA
EXPENDITURE BUDGET

FUND - 1000 - GENERAL FUND
FUNCTION - 700 - PARKS, REC. & CULTURAL
ACTIVITY - 7100 - PARKS & RECREATION
DEPARTMENT - 730171 - GOLF COURSE

ACCOUNT-----	TITLE -----	----- 2022-2023 -----		2023-2024	2024-2025	NET
		BUDGET	ACTUAL	BUDGET	PROPOSED	CHANGE
46150	MAT'L FOR RESALE-FOOD/BEV				20,000	20,000
46151	MERCHANDISE-RESALE				32,500	32,500
46180	CHEMICALS				42,000	42,000
46182	SANDS AND SOILS MIXES				23,100	23,100
46183	SEED, SOD, STRAW, ETC.				2,500	2,500
46184	NUTRIENT MANAGEMENT				21,000	21,000
TOTAL MATERIALS & SUPPLIES					177,400	177,400
TOTAL OTHER OPERATING EXPENSES					513,694	513,694
48176	PRACTICE RANGE EQUIP&ACC.				8,500	8,500
48184	IMPROVEMENTS				100,000	100,000
TOTAL CAPITAL OUTLAY					108,500	108,500
TOTAL CAPITAL OUTLAY					108,500	108,500
TOTAL GOLF COURSE					1,163,760	1,163,760

CITY OF HARRISONBURG, VA
EXPENDITURE BUDGET

FUND - 1000 - GENERAL FUND
FUNCTION - 700 - PARKS, REC. & CULTURAL
ACTIVITY - 7100 - PARKS & RECREATION
DEPARTMENT - 730271 - GOLF COURSE GDS MGT

ACCOUNT-----	TITLE -----	----- 2022-2023 -----	----- 2023-2024 -----	----- 2024-2025 -----	NET
		BUDGET	ACTUAL	PROPOSED	CHANGE
41010	SALARIES & WAGES-REG.	230,954	231,114	253,261	(253,261)
41020	SALARIES & WAGES-O/T		10		-
41030	PT SALARIES & WAGES-REG	39,339	12,677	19,710	(19,710)
TOTAL PERSONAL SERVICES		270,293	243,801	272,971	(272,971)
TOTAL PERSONAL SERVICES		270,293	243,801	272,971	(272,971)
42010	FICA	24,545	17,660	20,882	(20,882)
42020	RETIREMENT - VRS	36,622	33,757	37,255	(37,255)
42050	HEALTH INSURANCE	35,469	32,051	38,975	(38,975)
42060	LIFE INSURANCE - VRS	3,335	3,075	3,394	(3,394)
42070	DISABILITY (VLDP)	787	639	765	(765)
42080	DENTAL INSURANCE	780	722	780	(780)
42110	WORKER'S COMP.	1,980	1,477	1,525	(1,525)
TOTAL FRINGE BENEFITS		103,518	89,380	103,576	(103,576)
43320	SERVICE CONTRACTS	3,294	4,202	38,750	(38,750)
43330	MAINT & REP.-MACH & EQUIP	20,000	14,762	23,000	(23,000)
43360	MAINT & REP.-BLDGS & GNDS		4,821	1,500	(1,500)
43700	CONTRACTED SERVICES		7,249		-
TOTAL PURCHASED SERVICES		23,294	31,033	63,250	(63,250)
44200	C.G. - PARTS AND LABOR	12,500	4,571	9,100	(9,100)
44300	CENTRAL STORES	1,000	289	500	(500)
44310	C.G. - FUEL	1,100	369	1,100	(1,100)
TOTAL INTERNAL SERVICES		14,600	5,229	10,700	(10,700)
45110	ELECTRICITY	13,000	13,756	13,000	(13,000)
45120	HEATING	3,000	3,257	3,000	(3,000)
45130	WATER & SEWER	2,500	1,063	2,000	(2,000)
45136	LANDFILL/STEAM PLANT		274		-
45210	POSTAGE	200	12		-
45230	TELECOMMUNICATIONS	500	728		-
45305	PROPERTY/LIABILITY INS.			7,010	(7,010)
45340	PROPERTY INSURANCE	1,120	1,084		-
45350	VEHICLE & EQUIPMENT INS.	2,830	2,684		-
45370	PUB.OFFICIAL LIABILITY IN	1,780	1,689		-
45380	GENERAL LIABILITY INS.	640	687		-
45410	LEASE/RENT OF EQUIPMENT		1,746	2,000	(2,000)
45810	DUES & MEMBERSHIPS	1,000	1,325	1,375	(1,375)
TOTAL OTHER CHARGES		26,570	28,305	28,385	(28,385)

CITY OF HARRISONBURG, VA
EXPENDITURE BUDGET

FUND - 1000 - GENERAL FUND
FUNCTION - 700 - PARKS, REC. & CULTURAL
ACTIVITY - 7100 - PARKS & RECREATION
DEPARTMENT - 730271 - GOLF COURSE GDS MGT

ACCOUNT-----	TITLE -----	----- 2022-2023 -----	----- 2023-2024 -----	----- 2024-2025 -----	NET	
		BUDGET	ACTUAL	BUDGET	PROPOSED	CHANGE
46050	JANITORIAL SUPPLIES	500	114	200		(200)
46075	MAINT&REP-ROADS/TRAILS/BR			700		(700)
46076	MAINT&REP-IRRIGATION SYS.	7,000	5,101	8,500		(8,500)
46080	POWERED EQUIPMENT FUELS	14,500	15,794	16,000		(16,000)
46110	UNIFORMS	600	275	600		(600)
46145	SAFETY MATERIALS	1,000	1,177	1,200		(1,200)
46180	CHEMICALS	40,000	44,161	34,500		(34,500)
46182	SANDS AND SOILS MIXES	8,000	7,578	7,500		(7,500)
46183	SEED, SOD, STRAW, ETC.	1,000	3,308	6,000		(6,000)
46184	NUTRIENT MANAGEMENT	22,000	25,173	20,000		(20,000)
TOTAL MATERIALS & SUPPLIES		94,600	102,681	95,200		(95,200)
TOTAL OTHER OPERATING EXPENSES		262,582	256,628	301,111		(301,111)
48111	MACHINERY & EQUIPMENT		28,874			-
48273	SOFTWARE	750		750		(750)
TOTAL CAPITAL OUTLAY		750	28,874	750		(750)
TOTAL CAPITAL OUTLAY		750	28,874	750		(750)
TOTAL GOLF COURSE GDS MGT		533,625	529,303	574,832		(574,832)

CITY OF HARRISONBURG, VA
EXPENDITURE BUDGET

FUND - 1000 - GENERAL FUND
FUNCTION - 700 - PARKS, REC. & CULTURAL
ACTIVITY - 7100 - PARKS & RECREATION
DEPARTMENT - 730371 - GOLF COURSE CLUBHOUSE

ACCOUNT-----	TITLE -----	----- 2022-2023 -----	----- 2023-2024 -----	2024-2025	NET
		BUDGET	ACTUAL	PROPOSED	CHANGE
41010	SALARIES & WAGES-REG.	79,138	79,144	79,144	(79,144)
41030	PT SALARIES & WAGES-REG	110,225	76,962	105,084	(105,084)
41053	ANNUAL LEAVE - PAYOUT		2,321		-
TOTAL PERSONAL SERVICES		189,363	158,427	184,228	(184,228)
TOTAL PERSONAL SERVICES		189,363	158,427	184,228	(184,228)
42010	FICA	14,486	11,560	14,093	(14,093)
42020	RETIREMENT - VRS	11,642	11,642	11,643	(11,643)
42050	HEALTH INSURANCE	15,500	15,737	18,336	(18,336)
42060	LIFE INSURANCE - VRS	1,061	1,061	1,061	(1,061)
42080	DENTAL INSURANCE	156	156	156	(156)
42110	WORKER'S COMP.	1,908	2,652	2,872	(2,872)
TOTAL FRINGE BENEFITS		44,753	42,808	48,161	(48,161)
43165	CREDIT CARD SERVICE FEES	40,000	41,566	30,000	(30,000)
43320	SERVICE CONTRACTS	12,160	12,471	12,160	(12,160)
43330	MAINT & REP.-MACH & EQUIP	3,500	2,030		-
43360	MAINT & REP.-BLDGS & GNDS	1,000	6,755	1,000	(1,000)
43600	ADVERTISING		120		-
TOTAL PURCHASED SERVICES		56,660	62,942	43,160	(43,160)
44300	CENTRAL STORES	300			-
TOTAL INTERNAL SERVICES		300			-
45110	ELECTRICITY	10,000	8,022	8,000	(8,000)
45120	HEATING	3,500	4,863	4,000	(4,000)
45130	WATER & SEWER	1,400	2,031	1,400	(1,400)
45210	POSTAGE	300	38		-
45230	TELECOMMUNICATIONS	500	444		-
45305	PROPERTY/LIABILITY INS.			2,970	(2,970)
45340	PROPERTY INSURANCE	880	851		-
45360	SURETY BONDS	40	39		-
45370	PUB.OFFICIAL LIABILITY IN	1,250	1,186		-
45380	GENERAL LIABILITY INS.	450	484		-
45390	OTHER INSURANCE		220		-
45410	LEASE/RENT OF EQUIPMENT	4,997	5,339	4,997	(4,997)
45803	FESTIVALS		3,375		-
45810	DUES & MEMBERSHIPS	2,000	4,714	1,800	(1,800)
TOTAL OTHER CHARGES		25,317	31,605	23,167	(23,167)
46010	OFFICE SUPPLIES	400	915	2,500	(2,500)

CITY OF HARRISONBURG, VA
EXPENDITURE BUDGET

FUND - 1000 - GENERAL FUND
FUNCTION - 700 - PARKS, REC. & CULTURAL
ACTIVITY - 7100 - PARKS & RECREATION
DEPARTMENT - 730371 - GOLF COURSE CLUBHOUSE

ACCOUNT-----	TITLE -----	----- 2022-2023 -----	----- 2023-2024 -----	----- 2024-2025 -----	NET	
		BUDGET	ACTUAL	BUDGET	PROPOSED	CHANGE
46145	SAFETY MATERIALS	200		200		(200)
46150	MAT'L FOR RESALE-FOOD/BEV	25,550	19,758	14,500		(14,500)
46151	MERCHANDISE-RESALE	5,000	13,363	12,000		(12,000)
46154	MERCHANDISE-SPECIAL ORDER	3,000	4,652	3,500		(3,500)
TOTAL MATERIALS & SUPPLIES		34,150	38,688	32,700		(32,700)
TOTAL OTHER OPERATING EXPENSES		161,180	176,043	147,188		(147,188)
48176	PRACTICE RANGE EQUIP&ACC.		4,766	4,500		(4,500)
TOTAL CAPITAL OUTLAY			4,766	4,500		(4,500)
TOTAL CAPITAL OUTLAY			4,766	4,500		(4,500)
TOTAL GOLF COURSE CLUBHOUSE		350,543	339,235	335,916		(335,916)

CITY OF HARRISONBURG, VA
EXPENDITURE BUDGET

FUND - 1000 - GENERAL FUND
FUNCTION - 700 - PARKS, REC. & CULTURAL
ACTIVITY - 7500 - LIBRARY
DEPARTMENT - 750511 - REGIONAL LIBRARY

ACCOUNT-----	TITLE -----	----- 2022-2023 -----	----- 2023-2024 -----	----- 2024-2025 -----	NET	
		BUDGET	ACTUAL	BUDGET	PROPOSED	CHANGE
47010	MRL-OPERATING	606,532	606,532	618,663	683,096	64,433
TOTAL PMT. TO JOINT OPERATIONS		606,532	606,532	618,663	683,096	64,433
TOTAL OTHER OPERATING EXPENSES		606,532	606,532	618,663	683,096	64,433
TOTAL REGIONAL LIBRARY		606,532	606,532	618,663	683,096	64,433

CITY OF HARRISONBURG, VA
EXPENDITURE BUDGET

FUND - 1000 - GENERAL FUND
FUNCTION - 800 - COMMUNITY DEVELOPMENT
ACTIVITY - 8100 - PLAN. & COMM. DEVELOPMENT
DEPARTMENT - 810121 - PLANNING

ACCOUNT-----	TITLE -----	----- 2022-2023 -----	----- 2023-2024 -----	2024-2025	NET	
		BUDGET	ACTUAL	PROPOSED	CHANGE	
41010	SALARIES & WAGES-REG.	169,726	133,680	179,805	240,219	60,414
41030	PT SALARIES & WAGES-REG	7,200	6,900	9,000	9,000	-
41053	ANNUAL LEAVE - PAYOUT		868			-
TOTAL PERSONAL SERVICES		176,926	141,448	188,805	249,219	60,414
TOTAL PERSONAL SERVICES		176,926	141,448	188,805	249,219	60,414
42010	FICA	13,534	9,592	14,444	19,065	4,621
42020	RETIREMENT - VRS	24,967	19,461	26,450	33,415	6,965
42030	RETIREMENT - VRS (DC)				2,941	2,941
42050	HEALTH INSURANCE	20,530	19,586	30,131	38,913	8,782
42060	LIFE INSURANCE - VRS	2,274	1,773	2,410	3,218	808
42070	DISABILITY (VLDP)		191	435	623	188
42080	DENTAL INSURANCE	312	273	390	468	78
42110	WORKER'S COMP.	548	90	64	510	446
TOTAL FRINGE BENEFITS		62,165	50,965	74,324	99,153	24,829
43100	PROFESSIONAL SERVICES	81,414	3,088	3,250	4,000	750
43320	SERVICE CONTRACTS	358	9,310	358	300	(58)
43600	ADVERTISING	32,740	18,129	33,510	34,860	1,350
TOTAL PURCHASED SERVICES		114,512	30,526	37,118	39,160	2,042
44200	C.G. - PARTS AND LABOR	400	670	500	500	-
44300	CENTRAL STORES	250				-
44310	C.G. - FUEL	800	429	800	500	(300)
TOTAL INTERNAL SERVICES		1,450	1,099	1,300	1,000	(300)
45210	POSTAGE	960				-
45305	PROPERTY/LIABILITY INS.			1,400	1,350	(50)
45350	VEHICLE & EQUIPMENT INS.	390	360			-
45370	PUB.OFFICIAL LIABILITY IN	630	598			-
45380	GENERAL LIABILITY INS.	230	247			-
45394	RETIREE H' CARE BENEFIT	3,480	3,480	3,480	3,480	-
45410	LEASE/RENT OF EQUIPMENT	2,324	1,350	1,376	1,376	-
45530	TRAINING & TRAVEL	5,526	2,089	7,028	13,308	6,280
45810	DUES & MEMBERSHIPS	993	1,226	1,630	1,820	190
TOTAL OTHER CHARGES		14,533	9,350	14,914	21,334	6,420
46010	OFFICE SUPPLIES	750	506	900	700	(200)
46120	BOOKS & SUBSCRIPTIONS	400	117	400	400	-
46140	OTHER OPERATING SUPPLIES	750	645	500	500	-

CITY OF HARRISONBURG, VA
EXPENDITURE BUDGET

FUND - 1000 - GENERAL FUND
 FUNCTION - 800 - COMMUNITY DEVELOPMENT
 ACTIVITY - 8100 - PLAN. & COMM. DEVELOPMENT
 DEPARTMENT - 810121 - PLANNING

ACCOUNT-----	TITLE -----	----- 2022-2023 -----	----- 2023-2024 -----	----- 2024-2025 -----	NET	
		BUDGET	ACTUAL	BUDGET	PROPOSED	CHANGE
TOTAL MATERIALS & SUPPLIES		1,900	1,268	1,800	1,600	(200)
TOTAL OTHER OPERATING EXPENSES		194,560	93,208	129,456	162,247	32,791
48151	MOTOR VEHICLES & EQUIP.				45,000	45,000
48171	EDP EQUIPMENT			1,890	1,300	(590)
48173	SOFTWARE				4,500	4,500
48271	EDP EQUIPMENT		340	1,380	1,200	(180)
48273	SOFTWARE	4,500		4,500		(4,500)
TOTAL CAPITAL OUTLAY		4,500	340	7,770	52,000	44,230
TOTAL CAPITAL OUTLAY		4,500	340	7,770	52,000	44,230
TOTAL PLANNING		375,986	234,996	326,031	463,466	137,435

CITY OF HARRISONBURG, VA
EXPENDITURE BUDGET

FUND - 1000 - GENERAL FUND
FUNCTION - 800 - COMMUNITY DEVELOPMENT
ACTIVITY - 8100 - PLAN. & COMM. DEVELOPMENT
DEPARTMENT - 810221 - ZONING ADMINISTRATOR

ACCOUNT-----	TITLE -----	----- 2022-2023 -----	----- 2023-2024 -----	2024-2025	NET	
BUDGET		ACTUAL	BUDGET	PROPOSED	CHANGE	
41010	SALARIES & WAGES-REG.	189,811	94,464	199,649	237,733	38,084
TOTAL PERSONAL SERVICES		189,811	94,464	199,649	237,733	38,084
TOTAL PERSONAL SERVICES		189,811	94,464	199,649	237,733	38,084
42010	FICA	14,521	6,590	15,274	18,187	2,913
42020	RETIREMENT - VRS	27,922	13,752	29,369	33,069	3,700
42030	RETIREMENT - VRS (DC)				5,943	5,943
42050	HEALTH INSURANCE	40,295	19,625	47,666	39,136	(8,530)
42060	LIFE INSURANCE - VRS	2,545	1,253	2,676	3,186	510
42070	DISABILITY (VLDP)	958	495	1,031	1,260	229
42080	DENTAL INSURANCE	624	312	624	624	-
42110	WORKER'S COMP.	826	1,106	699	1,160	461
TOTAL FRINGE BENEFITS		87,691	43,133	97,339	102,565	5,226
43320	SERVICE CONTRACTS	716	184	716	400	(316)
43600	ADVERTISING	1,000	751	1,000	1,000	-
43700	CONTRACTED SERVICES	3,000		3,000	3,000	-
TOTAL PURCHASED SERVICES		4,716	935	4,716	4,400	(316)
44300	CENTRAL STORES	250				-
TOTAL INTERNAL SERVICES		250				-
45210	POSTAGE	960				-
45230	TELECOMMUNICATIONS		190	720	480	(240)
45305	PROPERTY/LIABILITY INS.			680	660	(20)
45370	PUB.OFFICIAL LIABILITY IN	430	407			-
45380	GENERAL LIABILITY INS.	150	161			-
45530	TRAINING & TRAVEL	6,064	3,854	4,645	4,395	(250)
45540	EDUCATION		742			-
45810	DUES & MEMBERSHIPS	705	200	870	1,449	579
TOTAL OTHER CHARGES		8,309	5,555	6,915	6,984	69
46010	OFFICE SUPPLIES	500		500	500	-
46110	UNIFORMS	790	463	790	790	-
46140	OTHER OPERATING SUPPLIES	250	80	250	250	-
TOTAL MATERIALS & SUPPLIES		1,540	543	1,540	1,540	-
TOTAL OTHER OPERATING EXPENSES		102,506	50,166	110,510	115,489	4,979

CITY OF HARRISONBURG, VA
EXPENDITURE BUDGET

FUND - 1000 - GENERAL FUND
 FUNCTION - 800 - COMMUNITY DEVELOPMENT
 ACTIVITY - 8100 - PLAN. & COMM. DEVELOPMENT
 DEPARTMENT - 810221 - ZONING ADMINISTRATOR

ACCOUNT-----	TITLE -----	----- 2022-2023 -----		2023-2024	2024-2025	NET
		BUDGET	ACTUAL	BUDGET	PROPOSED	CHANGE
48171	EDP EQUIPMENT	1,130	1,038		1,300	1,300
48221	FURNITURE & FIXTURES	3,700		3,700		(3,700)
48271	EDP EQUIPMENT	1,330		3,780		(3,780)
TOTAL CAPITAL OUTLAY		6,160	1,038	7,480	1,300	(6,180)
TOTAL CAPITAL OUTLAY		6,160	1,038	7,480	1,300	(6,180)
TOTAL ZONING ADMINISTRATOR		298,477	145,667	317,639	354,522	36,883

CITY OF HARRISONBURG, VA
EXPENDITURE BUDGET

FUND - 1000 - GENERAL FUND
 FUNCTION - 800 - COMMUNITY DEVELOPMENT
 ACTIVITY - 8100 - PLAN. & COMM. DEVELOPMENT
 DEPARTMENT - 810421 - BOARD OF ZONING APPEALS

ACCOUNT-----	TITLE -----	----- 2022-2023 -----	----- 2023-2024 -----	2024-2025	NET
		BUDGET	ACTUAL	PROPOSED	CHANGE
41030	PT SALARIES & WAGES-REG	1,800	300	1,800	-
TOTAL	PERSONAL SERVICES	1,800	300	1,800	-
TOTAL	PERSONAL SERVICES	1,800	300	1,800	-
42010	FICA	138	23	138	-
TOTAL	FRINGE BENEFITS	138	23	138	-
43600	ADVERTISING	2,600	440	2,600	-
TOTAL	PURCHASED SERVICES	2,600	440	2,600	-
45530	TRAINING & TRAVEL	1,340	1,000	1,223	-
TOTAL	OTHER CHARGES	1,340	1,000	1,223	-
46140	OTHER OPERATING SUPPLIES		32		-
TOTAL	MATERIALS & SUPPLIES		32		-
TOTAL	OTHER OPERATING EXPENSES	4,078	1,495	3,961	-
TOTAL	BOARD OF ZONING APPEALS	5,878	1,795	5,761	-

CITY OF HARRISONBURG, VA
EXPENDITURE BUDGET

FUND - 1000 - GENERAL FUND
 FUNCTION - 800 - COMMUNITY DEVELOPMENT
 ACTIVITY - 8100 - PLAN. & COMM. DEVELOPMENT
 DEPARTMENT - 810521 - ECONOMIC DEVELOPMENT

ACCOUNT-----	TITLE -----	----- 2022-2023 -----	----- 2023-2024 -----	----- 2024-2025 -----	NET	
		BUDGET	ACTUAL	BUDGET	PROPOSED	CHANGE
41010	SALARIES & WAGES-REG.	239,574	239,595	239,596	263,599	24,003
TOTAL PERSONAL SERVICES		239,574	239,595	239,596	263,599	24,003
TOTAL PERSONAL SERVICES		239,574	239,595	239,596	263,599	24,003
42010	FICA	18,328	17,214	18,329	20,166	1,837
42020	RETIREMENT - VRS	35,241	35,244	35,245	36,667	1,422
42050	HEALTH INSURANCE	26,525	26,930	31,377	33,939	2,562
42060	LIFE INSURANCE - VRS	3,211	3,211	3,211	3,533	322
42070	DISABILITY (VLDP)	501	541	541	1,398	857
42080	DENTAL INSURANCE	312	312	312	312	-
42110	WORKER'S COMP.	227	225	238	220	(18)
TOTAL FRINGE BENEFITS		84,345	83,678	89,253	96,235	6,982
43100	PROFESSIONAL SERVICES	10,000	4,092	8,822	25,822	17,000
43134	LAB MKT & TRAINING SURVEY	7,400	10,124	7,400	12,925	5,525
43320	SERVICE CONTRACTS	646	583	612	608	(4)
43600	ADVERTISING	50,000	48,292	45,000	45,000	-
43603	SPONSORSHIPS	14,500	13,600	15,000	21,000	6,000
43890	STATE FEES AND PERMITS	55	40	40	40	-
TOTAL PURCHASED SERVICES		82,601	76,731	76,874	105,395	28,521
44200	C.G. - PARTS AND LABOR	2,200	1,623	1,700	1,000	(700)
44300	CENTRAL STORES	100		100		(100)
44310	C.G. - FUEL	800	781	800	700	(100)
TOTAL INTERNAL SERVICES		3,100	2,404	2,600	1,700	(900)
45210	POSTAGE	175		100	100	-
45230	TELECOMMUNICATIONS	1,234	1,149	1,234	1,170	(64)
45305	PROPERTY/LIABILITY INS.			2,690	2,590	(100)
45350	VEHICLE & EQUIPMENT INS.	600	548			-
45370	PUB.OFFICIAL LIABILITY IN	1,300	1,233			-
45380	GENERAL LIABILITY INS.	470	505			-
45410	LEASE/RENT OF EQUIPMENT	799	798	799	799	-
45530	TRAINING & TRAVEL	2,500	5,330	3,000	6,000	3,000
45745	PROPERTY REHAB TAX RELIEF	111,022	109,242	117,464	144,315	26,851
45746	INCENTIVE GRANTS	412,857	212,857	140,000	75,000	(65,000)
45754	BUSINESS ASSISTANCE	200,000				-
45810	DUES & MEMBERSHIPS	57,489	56,489	56,614	56,664	50
TOTAL OTHER CHARGES		788,446	388,150	321,901	286,638	(35,263)
46010	OFFICE SUPPLIES	200	288	150	150	-

CITY OF HARRISONBURG, VA
EXPENDITURE BUDGET

FUND - 1000 - GENERAL FUND
 FUNCTION - 800 - COMMUNITY DEVELOPMENT
 ACTIVITY - 8100 - PLAN. & COMM. DEVELOPMENT
 DEPARTMENT - 810521 - ECONOMIC DEVELOPMENT

ACCOUNT-----	TITLE -----	----- 2022-2023 -----		2023-2024	2024-2025	NET
		BUDGET	ACTUAL	BUDGET	PROPOSED	CHANGE
46120	BOOKS & SUBSCRIPTIONS	250	209	300	300	-
46140	OTHER OPERATING SUPPLIES	100	103	100	200	100
TOTAL MATERIALS & SUPPLIES		550	600	550	650	100
TOTAL OTHER OPERATING EXPENSES		959,042	551,563	491,178	490,618	(560)
48172	HARDWARE	1,370	1,180	1,200	1,700	500
48281	BUILDINGS & GROUNDS				7,500	7,500
TOTAL CAPITAL OUTLAY		1,370	1,180	1,200	9,200	8,000
TOTAL CAPITAL OUTLAY		1,370	1,180	1,200	9,200	8,000
TOTAL ECONOMIC DEVELOPMENT		1,199,986	792,339	731,974	763,417	31,443

CITY OF HARRISONBURG, VA
EXPENDITURE BUDGET

FUND - 1000 - GENERAL FUND
FUNCTION - 800 - COMMUNITY DEVELOPMENT
ACTIVITY - 8100 - PLAN. & COMM. DEVELOPMENT
DEPARTMENT - 810821 - TOURISM & VISITORS SER

ACCOUNT-----	TITLE -----	----- 2022-2023 -----	----- 2023-2024 -----	2024-2025	NET
		BUDGET	ACTUAL	PROPOSED	CHANGE
41010	SALARIES & WAGES-REG.	163,653	146,230	178,381	13,645
41030	PT SALARIES & WAGES-REG	76,878	61,861	99,278	22,786
41060	PTO - SEPARATION		2,827		-
TOTAL PERSONAL SERVICES		240,531	210,919	277,659	36,431
TOTAL PERSONAL SERVICES		240,531	210,919	277,659	36,431
42010	FICA	18,401	15,192	21,240	2,786
42020	RETIREMENT - VRS	24,074	21,830	24,813	580
42030	RETIREMENT - VRS (DC)			2,427	2,427
42050	HEALTH INSURANCE	25,559	23,751	32,702	(3,273)
42060	LIFE INSURANCE - VRS	2,194	1,989	2,390	182
42070	DISABILITY (VLDP)	442	376	515	52
42080	DENTAL INSURANCE	468	403	468	-
42110	WORKER'S COMP.	433	541	270	(324)
TOTAL FRINGE BENEFITS		71,571	64,081	84,825	2,430
43100	PROFESSIONAL SERVICES	400	196	400	-
43165	CREDIT CARD SERVICE FEES	1,175	2,270	2,300	700
43320	SERVICE CONTRACTS	6,170	8,225	8,058	-
43360	MAINT & REP.-BLDGS & GNDS	14,500	6,864	6,175	-
43600	ADVERTISING	266,357	196,994	92,357	-
43601	CONTRACT PRINTING/MAILING	9,350	8,186	3,460	(5,890)
43603	SPONSORSHIPS	5,500		7,500	2,000
TOTAL PURCHASED SERVICES		303,452	222,735	123,440	(3,190)
44200	C.G. - PARTS AND LABOR	2,700	1,427	800	(1,600)
44300	CENTRAL STORES	1,500	1,343	1,500	-
44310	C.G. - FUEL	800	471	800	-
TOTAL INTERNAL SERVICES		5,000	3,240	3,100	(1,600)
45110	ELECTRICITY	9,400	9,723	10,000	3,900
45120	HEATING	2,900	4,791	4,500	2,200
45130	WATER & SEWER	2,100	2,309	2,300	500
45210	POSTAGE	12,300	8,703	10,300	(2,000)
45230	TELECOMMUNICATIONS	3,500	2,527	2,650	650
45305	PROPERTY/LIABILITY INS.			4,390	(170)
45310	BOILER & MACHINERY INS.	520	471		-
45340	PROPERTY INSURANCE	1,770	1,712		-
45350	VEHICLE & EQUIPMENT INS.	200	183		-
45360	SURETY BONDS	40	39		-
45370	PUB.OFFICIAL LIABILITY IN	1,200	1,138		-
45380	GENERAL LIABILITY INS.	440	472		-

CITY OF HARRISONBURG, VA
EXPENDITURE BUDGET

FUND - 1000 - GENERAL FUND

FUNCTION - 800 - COMMUNITY DEVELOPMENT

ACTIVITY - 8100 - PLAN. & COMM. DEVELOPMENT

DEPARTMENT - 810821 - TOURISM & VISITORS SER

ACCOUNT-----	TITLE -----	----- 2022-2023 -----	----- 2023-2024 -----	2024-2025	NET
		BUDGET	ACTUAL	PROPOSED	CHANGE
45530	TRAINING & TRAVEL	7,436	6,465	11,100	-
45810	DUES & MEMBERSHIPS	3,105	3,797	3,765	-
TOTAL OTHER CHARGES		44,911	42,329	43,925	5,080
46010	OFFICE SUPPLIES	3,000	1,413	3,000	(690)
46120	BOOKS & SUBSCRIPTIONS	555	333	555	-
46140	OTHER OPERATING SUPPLIES	1,500	4,008	1,500	-
46151	MERCHANDISE-RESALE	16,000	15,450	16,000	-
TOTAL MATERIALS & SUPPLIES		21,055	21,205	21,055	(690)
TOTAL OTHER OPERATING EXPENSES		445,989	353,590	275,515	2,030
48121	FURNITURE & FIXTURES	200		200	-
48172	HARDWARE	2,000	2,353	3,300	(700)
48281	BUILDINGS & GROUNDS	18,380	28,275	500	9,500
TOTAL CAPITAL OUTLAY		20,580	30,628	4,000	8,800
TOTAL CAPITAL OUTLAY		20,580	30,628	4,000	8,800
TOTAL TOURISM & VISITORS SER		707,100	595,137	520,743	47,261

CITY OF HARRISONBURG, VA
EXPENDITURE BUDGET

FUND - 1000 - GENERAL FUND
FUNCTION - 800 - COMMUNITY DEVELOPMENT
ACTIVITY - 8200 - ENVIRONMENTAL MGT.
DEPARTMENT - 820241 - BLACKS RUN GREENWAY

ACCOUNT-----	TITLE -----	----- 2022-2023 -----	----- 2023-2024 -----	----- 2024-2025 -----	NET
		BUDGET	ACTUAL	PROPOSED	CHANGE
41010	SALARIES & WAGES-REG.	64,291	37,927	64,293	4,493
41020	SALARIES & WAGES-O/T	1,715	12	1,855	129
TOTAL PERSONAL SERVICES		66,006	37,938	66,148	4,622
TOTAL PERSONAL SERVICES		66,006	37,938	66,148	4,622
42010	FICA	5,049	2,868	5,060	354
42020	RETIREMENT - VRS	9,458	5,517	9,458	111
42060	LIFE INSURANCE - VRS	862	862	862	60
42080	DENTAL INSURANCE	156	104	156	-
42110	WORKER'S COMP.	103	22	490	448
TOTAL FRINGE BENEFITS		15,628	9,372	15,578	973
43100	PROFESSIONAL SERVICES	3,000	93	3,000	-
43110	MEDICAL SERVICES	50		100	(100)
43320	SERVICE CONTRACTS	252	75	305	(9)
43330	MAINT & REP.-MACH & EQUIP	200	47	200	-
43600	ADVERTISING	200	291	200	-
43710	UNIFORM MAINTENANCE CONT.	300	254	400	-
TOTAL PURCHASED SERVICES		4,002	759	4,205	(109)
44200	C.G. - PARTS AND LABOR	800	1,536	1,300	500
44300	CENTRAL STORES	500	1,652	500	-
44310	C.G. - FUEL	900	1,246	900	100
TOTAL INTERNAL SERVICES		2,200	4,434	2,700	600
45210	POSTAGE	50		50	(50)
45230	TELECOMMUNICATIONS	600	941	500	-
45305	PROPERTY/LIABILITY INS.			1,240	(40)
45350	VEHICLE & EQUIPMENT INS.	930	850		-
45370	PUB.OFFICIAL LIABILITY IN	190	180		-
45380	GENERAL LIABILITY INS.	70	75		-
45410	LEASE/RENT OF EQUIPMENT	1,000	1,008	1,000	-
45530	TRAINING & TRAVEL	906	863	1,850	250
45540	EDUCATION	600		600	(600)
45810	DUES & MEMBERSHIPS		330		-
TOTAL OTHER CHARGES		4,346	4,247	5,240	(440)
46010	OFFICE SUPPLIES	200	14	200	-
46140	OTHER OPERATING SUPPLIES	4,500	4,697	4,500	-
46181	HORTICULTURE	5,000	2,149	5,000	-

CITY OF HARRISONBURG, VA
EXPENDITURE BUDGET

FUND - 1000 - GENERAL FUND
 FUNCTION - 800 - COMMUNITY DEVELOPMENT
 ACTIVITY - 8200 - ENVIRONMENTAL MGT.
 DEPARTMENT - 820241 - BLACKS RUN GREENWAY

ACCOUNT-----	TITLE -----	----- 2022-2023 -----	----- 2023-2024 -----	----- 2024-2025 -----	NET	
		BUDGET	ACTUAL	BUDGET	PROPOSED	CHANGE
TOTAL MATERIALS & SUPPLIES		9,700	6,860	9,700	9,700	-
TOTAL OTHER OPERATING EXPENSES		35,876	25,673	37,423	38,447	1,024
48184 IMPROVEMENTS		5,000		5,000	5,000	-
48272 HARDWARE		1,900	1,436			-
TOTAL CAPITAL OUTLAY		6,900	1,436	5,000	5,000	-
TOTAL CAPITAL OUTLAY		6,900	1,436	5,000	5,000	-
TOTAL BLACKS RUN GREENWAY		108,782	65,048	108,571	114,217	5,646

CITY OF HARRISONBURG, VA
EXPENDITURE BUDGET

FUND - 1000 - GENERAL FUND
FUNCTION - 900 - NON-DEPARTMENTAL
ACTIVITY - 9201 - NON DEPARTMENTAL
DEPARTMENT - 910411 - CONTRIBUTIONS

ACCOUNT-----	TITLE -----	----- 2022-2023 -----	----- 2023-2024 -----	----- 2024-2025 -----	NET
		BUDGET	ACTUAL	PROPOSED	CHANGE
45642	CHAMBER OF COMMERCE	3,475	3,475	3,475	-
45645	HBURG RESCUE SQUAD	60,344	60,344	60,350	3,800
45647	SHEN.VAL.SOIL & WAT. CONS	4,500	4,500	5,600	-
45648	BLUE RIDGE COMMUNITY COLL	67,672	67,672	67,672	1,094
45649	RHAM. CO. HISTORICAL SOC.	1,500	1,500	3,200	(3,200)
45650	VALLEY PROG.FOR AGING SVS	22,100	22,100	13,000	(13,000)
45652	FIRST STEP, INC.	29,750	29,750	26,300	(26,300)
45659	BLUE RIDGE LEGAL SERVICES	6,600	6,600	10,000	(10,000)
45663	FAIRFIELD CENTER	1,750	1,750	12,000	(12,000)
45664	WOODBINE CEMETERY	750	750		-
45666	WAY TO GO	25,500	25,500		-
45667	COLLINS CENTER	18,450	18,450	14,600	(14,600)
45668	VALLEY ASSOC.FOR IND LIVI	1,600	1,600	1,600	(1,600)
45669	BOYS AND GIRLS CLUB	25,000	25,000	29,000	(29,000)
45671	ON THE ROAD COLLABORATIVE	25,000	25,000	29,000	(29,000)
45673	MERCY HOUSE	28,000	28,000		-
45674	ARC OF HBURG/RHAM			12,500	(12,500)
45678	NEWTOWN CEMETERY	1,200	1,200		-
45680	SKYLINE LITERACY	10,200	10,200	10,500	(10,500)
45681	4-H	15,000	3,750		-
45683	HBURG-RHAM CHILD DAY CARE	25,000	25,000	12,000	(12,000)
45684	NENA	30,000	30,000	20,000	(20,000)
45685	UNITED WAY OF HBURG-RHAM			10,000	(10,000)
45686	STRENGTH IN PEERS	15,900	15,900		-
45687	BRIDGE OF HOPE	5,000	5,000	10,000	(10,000)
45688	FAIRFIELD CTR-INTL FESTIV	4,250	4,250		-
45689	S'DOAH LGBTQ CENTER	1,950	1,950	2,000	(2,000)
45690	SUITCASE CLINIC-JMU	2,500	2,500		-
45691	VILLAGE TO VILLAGE INC	2,500	2,500	500	(500)
45692	ADAGIO HOUSE			10,000	(10,000)
45693	CHURCH WORLD SERVICE			6,000	(6,000)
45694	COSPU			500	(500)
45695	HOPE DISTRIBUTED			2,600	(2,600)
45696	S'DOAH VALLY SCHOLARS			1,800	(1,800)
45697	YOUTH POPULAR CULTURE			2,500	(2,500)
45805	OPEN DOORS	20,000	20,000	10,000	(10,000)
45882	BLUE RIDGE CASA	10,350	10,350	7,500	(7,500)
45885	ARTS COUNCIL OF VALLEY	18,500	18,500	14,700	(14,700)
45886	VIRGINIA QUILT MUSEUM	1,600	1,600		-
45890	HBURG LITTLE LEAGUE ASSOC	6,000	6,000	500	(500)
45893	CATS CRADLE	375	285	375	375
45896	ROBERTA WEBB CHILD CARE C	10,000	10,000	5,000	(5,000)
45899	BLUE RIDGE FREE CLINIC	4,750	4,750	3,600	(3,600)
45900	BIG BROTHERS/BIG SISTERS	25,000	25,000	22,500	(22,500)
45901	CENT VLLEY HAB FOR HUMANI	13,450	13,450	8,000	(8,000)
45902	NEWBRIDGES IMMIGRANT RESO	17,000	17,000	12,500	(12,500)
45903	COMMUNITY COUNSELING CTR	5,000	5,000	4,000	(4,000)
45905	SECOND HOME CHILD CARE CT	25,000	25,000	17,500	(17,500)

CITY OF HARRISONBURG, VA
EXPENDITURE BUDGET

FUND - 1000 - GENERAL FUND
 FUNCTION - 900 - NON-DEPARTMENTAL
 ACTIVITY - 9201 - NON DEPARTMENTAL
 DEPARTMENT - 910411 - CONTRIBUTIONS

ACCOUNT-----	TITLE -----	----- 2022-2023 -----		2023-2024	2024-2025	NET
		BUDGET	ACTUAL	BUDGET	PROPOSED	CHANGE
45908	EXPLORE MORE MUSEUM	21,250	21,250	18,800		(18,800)
45909	HDR - JULY 4TH	5,000	5,000	2,800		(2,800)
45910	SHEN VALLEY SPAY & NEUTER	120	80	120	120	-
45912	OUR COMMUNITY PLACE			12,500		(12,500)
45914	FIRST STEP - DSS GRANT	150,000	115,643			-
45915	H'BURG DOWNTOWN RENAISSAN	143,151	143,151	143,151	143,151	-
45916	COURT SQUARE THEATER	25,000	25,000	20,000		(20,000)
45918	FIRST TEE PROGRAM			500		(500)
45921	COMMUNITY ASSISTANCE	1,246,000	250,000			-
45922	HOUSING ASSISTANCE	2,000,000				-
45998	NEW PROGRAMS				140,000	140,000
45999	OUTSIDE CONTRIBUTIONS				400,000	400,000
TOTAL OTHER CHARGES		4,183,037	1,141,300	680,743	825,637	144,894
47005	CENT. SHEN. PLANNING DIST	48,304	48,304	52,332	54,989	2,657
47015	R'HAM-H'BURG ASAP	20,000	20,000	20,000	20,000	-
47040	SHEN VALLEY REG AIRPORT	67,923	67,923	103,733	103,733	-
TOTAL PMT. TO JOINT OPERATIONS		136,227	136,227	176,065	178,722	2,657
TOTAL OTHER OPERATING EXPENSES		4,319,264	1,277,527	856,808	1,004,359	147,551
TOTAL CONTRIBUTIONS		4,319,264	1,277,527	856,808	1,004,359	147,551

CITY OF HARRISONBURG, VA
EXPENDITURE BUDGET

FUND - 1000 - GENERAL FUND
FUNCTION - 900 - NON-DEPARTMENTAL
ACTIVITY - 9201 - NON DEPARTMENTAL
DEPARTMENT - 910511 - JOINT OPERATIONS

ACCOUNT-----	TITLE -----	----- 2022-2023 -----		2023-2024	2024-2025	NET
		BUDGET	ACTUAL	BUDGET	PROPOSED	CHANGE
47070	JAIL, COURTS, ETC.	7,566,187	7,071,187	7,200,000	7,886,600	686,600
47071	SOCIAL SERVICES DISTRICT	2,131,773	2,131,773	2,607,040	2,894,900	287,860
47073	CHILDREN'S SERVICES ACT	1,867,731	1,673,760	1,673,760	1,905,970	232,210
TOTAL PMT. TO JOINT OPERATIONS		11,565,691	10,876,720	11,480,800	12,687,470	1,206,670
TOTAL OTHER OPERATING EXPENSES		11,565,691	10,876,720	11,480,800	12,687,470	1,206,670
TOTAL JOINT OPERATIONS		11,565,691	10,876,720	11,480,800	12,687,470	1,206,670

CITY OF HARRISONBURG, VA
EXPENDITURE BUDGET

FUND - 1000 - GENERAL FUND
 FUNCTION - 900 - NON-DEPARTMENTAL
 ACTIVITY - 9201 - NON DEPARTMENTAL
 DEPARTMENT - 910811 - CONFERENCE CENTER (SVCC)

ACCOUNT-----	TITLE -----	----- 2022-2023 -----	----- 2023-2024 -----	----- 2024-2025 -----	NET	
		BUDGET	ACTUAL	BUDGET	PROPOSED	CHANGE
45749	EDA (SVCC) GRANT	936,812	870,679	1,200,000	1,200,000	-
TOTAL OTHER CHARGES		936,812	870,679	1,200,000	1,200,000	-
TOTAL OTHER OPERATING EXPENSES		936,812	870,679	1,200,000	1,200,000	-
TOTAL CONFERENCE CENTER (SVCC)		936,812	870,679	1,200,000	1,200,000	-

CITY OF HARRISONBURG, VA
EXPENDITURE BUDGET

FUND - 1000 - GENERAL FUND
 FUNCTION - 900 - NON-DEPARTMENTAL
 ACTIVITY - 9400 - RESERVE FOR CONTINGENCIES
 DEPARTMENT - 940111 - RESERVE FOR CONTINGENCIES

ACCOUNT-----	TITLE -----	----- 2022-2023 -----		2023-2024	2024-2025	NET
		BUDGET	ACTUAL	BUDGET	PROPOSED	CHANGE
49310	RESERVE FOR CONTINGENCIES			325,000	325,000	-
49311	RES FOR PAY ADJUSTMENTS			4,062,200	1,122,870	(2,939,330)
TOTAL RESERVES				4,387,200	1,447,870	(2,939,330)
TOTAL OTHER USES OF FUNDS				4,387,200	1,447,870	(2,939,330)
TOTAL RESERVE FOR CONTINGENCIES				4,387,200	1,447,870	(2,939,330)

CITY OF HARRISONBURG, VA
EXPENDITURE BUDGET

FUND - 1000 - GENERAL FUND
FUNCTION - 900 - NON-DEPARTMENTAL
ACTIVITY - 9800 - DEBT SERVICE
DEPARTMENT - 980142 - DEBT SERVICE

ACCOUNT-----	TITLE -----	----- 2022-2023 -----	----- 2023-2024 -----	----- 2024-2025 -----	NET	
		BUDGET	ACTUAL	BUDGET	PROPOSED	CHANGE
49161	RIGHT OF USE LEASE	145,491	145,491	147,573	165,904	18,331
49163	SBITA				74,897	74,897
49406	G.O. SERIES 2001C (VPSA)	2,400,000	2,400,000	2,525,000	2,660,000	135,000
49417	G.O. SERIES 2014A	630,000	630,000	665,000	700,000	35,000
49418	G.O. SERIES 2014B	2,420,000	2,420,000	2,555,000	2,675,000	120,000
49420	G.O. SERIES 2016	1,380,000	1,380,000	1,450,000	1,520,000	70,000
49421	G.O. SERIES 2017	490,000	490,000			-
49423	G.O. SERIES 2018 (VPSA)	245,000	245,000	260,000	270,000	10,000
49424	G.O. SERIES 2019 (VRA)	275,000	275,000	290,000	305,000	15,000
49427	G.O. SERIES 2021A	4,395,000	4,395,000	4,640,000	4,880,000	240,000
49428	G.O. SERIES 2021B	825,000	825,000	825,000	820,000	(5,000)
TOTAL PRINCIPAL		13,205,491	13,205,491	13,357,573	14,070,801	713,228
49150	BANK HANDLING CHARGES	8,000	5,710	8,000	8,000	-
49181	RIGHT OF USE LEASE	43,278	43,278	41,196	45,525	4,329
49183	SBITA				2,959	2,959
49506	G.O. SERIES 2001C (VPSA)	618,375	618,375	492,788	360,570	(132,218)
49517	G.O. SERIES 2014A	330,669	330,669	298,294	264,169	(34,125)
49518	G.O. SERIES 2014B	1,133,150	1,133,150	1,008,775	878,025	(130,750)
49520	G.O. SERIES 2016	1,207,825	1,207,825	1,137,075	1,062,825	(74,250)
49521	G.O. SERIES 2017	4,361	4,361			-
49523	G.O. SERIES 2018 (VPSA)	180,026	180,026	167,275	153,893	(13,382)
49524	G.O. SERIES 2019 (VRA)	210,847	210,847	196,369	181,122	(15,247)
49527	G.O. SERIES 2021A	3,996,206	3,996,206	3,770,331	3,532,331	(238,000)
49528	G.O. SERIES 2021B	6,781	6,781	5,131	2,050	(3,081)
TOTAL INTEREST & FISCAL CHARGES		7,739,518	7,737,228	7,125,234	6,491,469	(633,765)
TOTAL DEBT SERVICE		20,945,009	20,942,719	20,482,807	20,562,270	79,463
TOTAL OTHER USES OF FUNDS		20,945,009	20,942,719	20,482,807	20,562,270	79,463
TOTAL DEBT SERVICE		20,945,009	20,942,719	20,482,807	20,562,270	79,463

CITY OF HARRISONBURG, VA
EXPENDITURE BUDGET

FUND - 1000 - GENERAL FUND
FUNCTION - 900 - NON-DEPARTMENTAL
ACTIVITY - 9900 - TRANSFERS
DEPARTMENT - 990111 - TRANSFERS

ACCOUNT-----	TITLE -----	----- 2022-2023 -----		2023-2024	2024-2025	NET
		BUDGET	ACTUAL	BUDGET	PROPOSED	CHANGE
49218	TR TO ECC FUND	3,506,761	3,506,761	3,791,455	3,931,060	139,605
49219	TR TO GENERAL CAP PROJ	9,807,312	9,807,312	8,300,000	9,907,130	1,607,130
49220	TR TO SCHOOL FUND	37,435,173	37,435,173	42,267,782	48,931,357	6,663,575
49225	TR TO SCHOOL CAP PROJECTS				520,000	520,000
49270	TR TO PUBLIC TRANSP FUND			400,000	660,000	260,000
TOTAL FUND TRANSFERS		50,749,246	50,749,246	54,759,237	63,949,547	9,190,310
TOTAL OTHER USES OF FUNDS		50,749,246	50,749,246	54,759,237	63,949,547	9,190,310
TOTAL TRANSFERS		50,749,246	50,749,246	54,759,237	63,949,547	9,190,310
TOTAL GENERAL FUND		158,387,914	143,450,615	157,299,997	173,090,714	15,790,717

CITY OF HARRISONBURG, VA
EXPENDITURE BUDGET

FUND - 1111 - SCHOOL FUND

FUNCTION - 1111 - SCHOOL

DEPARTMENT - 111114 - SCHOOL FUND

ACCOUNT-----	TITLE -----	----- 2022-2023 -----		2023-2024	2024-2025	NET
		BUDGET	ACTUAL	BUDGET	PROPOSED	CHANGE
40610	INSTRUCTION	79,156,250	76,718,614	84,873,117	89,981,686	5,108,569
40620	ADMIN-ATTEND-HEALTH SER.	6,271,971	6,092,431	6,388,676	6,927,844	539,168
40630	PUPIL TRANSPORTATION	5,653,502	5,405,024	5,938,229	6,407,802	469,573
40640	OPERATIONS & MAINTENANCE	8,669,032	8,096,240	7,854,311	8,708,459	854,148
40670	DEBT SERVICE	266,302	266,302	234,679	196,860	(37,819)
40680	TECHNOLOGY	6,659,880	6,095,681	6,080,081	6,194,306	114,225
TOTAL SCHOOLS		106,676,937	102,674,291	111,369,093	118,416,957	7,047,864
49210	TR TO GENERAL FUND	2,400,000	2,400,000			-
49225	TR TO SCHOOL CAP PROJECTS	3,521,152	3,521,152	3,000,000		(3,000,000)
TOTAL FUND TRANSFERS		5,921,152	5,921,152	3,000,000		(3,000,000)
TOTAL OTHER USES OF FUNDS		5,921,152	5,921,152	3,000,000		(3,000,000)
TOTAL SCHOOL FUND		112,598,089	108,595,443	114,369,093	118,416,957	4,047,864
TOTAL SCHOOL FUND		112,598,089	108,595,443	114,369,093	118,416,957	4,047,864

CITY OF HARRISONBURG, VA
EXPENDITURE BUDGET

FUND - 1114 - SCHOOL NUTRITION FUND

FUNCTION - 1114 - SCHOOL NUTRITION FUND

DEPARTMENT - 111414 - SCHOOL NUTRITION FUND

ACCOUNT-----	TITLE -----	-----	2022-2023 -----	-----	2023-2024	2024-2025	NET
		BUDGET	ACTUAL		BUDGET	PROPOSED	CHANGE
40650	FOOD SERVICES	5,847,692	5,655,380		5,969,426	6,413,027	443,601
40680	TECHNOLOGY	30,000	22,183		30,000	41,000	11,000
TOTAL SCHOOLS		5,877,692	5,677,563		5,999,426	6,454,027	454,601
49225	TR TO SCHOOL CAP PROJECTS	717,684	717,684				-
TOTAL FUND TRANSFERS		717,684	717,684				-
TOTAL OTHER USES OF FUNDS		717,684	717,684				-
TOTAL SCHOOL NUTRITION FUND		6,595,376	6,395,247		5,999,426	6,454,027	454,601
TOTAL SCHOOL NUTRITION FUND		6,595,376	6,395,247		5,999,426	6,454,027	454,601

CITY OF HARRISONBURG, VA
EXPENDITURE BUDGET

FUND - 1116 - EMERG COMM CENTER FUND
FUNCTION - 300 - PUBLIC SAFETY
ACTIVITY - 3500 - OTHER PROTECTION
DEPARTMENT - 321132 - EMERG COMMUNICATIONS CENT

ACCOUNT-----	TITLE -----	BUDGET	ACTUAL	BUDGET	PROPOSED	NET CHANGE
		----- 2022-2023 -----	----- 2022-2023 -----	2023-2024	2024-2025	
41010	SALARIES & WAGES-REG.	2,619,468	2,168,380	2,822,414	2,956,450	134,036
41017	STAND BY PAY	10,000	12,113	12,000	15,000	3,000
41020	SALARIES & WAGES-O/T	192,624	218,638	208,324	284,510	76,186
41027	STANDBY & BLENDED - OT	93,000	94,434	93,000	110,000	17,000
41029	SPECIAL PAY TRAINERS				50,000	50,000
41030	PT SALARIES & WAGES-REG	145,373	203,346	175,164	179,887	4,723
41040	PT SALARIES & WAGES-O/T	2,500	6,911	6,000	15,000	9,000
41050	ANNUAL LEAVE - SEPARATION	6,000	37,285	6,000	6,000	-
41051	SICK LEAVE - SEPARATION	6,000	19,517	6,000	6,000	-
41052	SEVERANCE PAY-SEPARATION		17,675			-
41053	ANNUAL LEAVE - PAYOUT		4,657			-
41054	PTO - PAYOUT		3,560			-
41060	PTO - SEPARATION	4,000	20,778	6,000	6,000	-
TOTAL PERSONAL SERVICES		3,078,965	2,807,294	3,334,902	3,628,847	293,945
TOTAL PERSONAL SERVICES		3,078,965	2,807,294	3,334,902	3,628,847	293,945
42010	FICA	250,684	201,282	255,122	277,607	22,485
42020	RETIREMENT - VRS	414,443	322,303	415,177	411,243	(3,934)
42030	RETIREMENT - VRS (DC)				62,914	62,914
42050	HEALTH INSURANCE	392,904	271,326	570,661	472,791	(97,870)
42060	LIFE INSURANCE - VRS	37,754	29,360	37,820	39,617	1,797
42070	DISABILITY (VLDP)	9,375	6,793	9,978	13,338	3,360
42080	DENTAL INSURANCE	8,112	5,642	8,112	8,112	-
42090	UNEMPLOYMENT	2,000		2,000		(2,000)
42110	WORKER'S COMP.	4,042	4,023	3,700	2,850	(850)
TOTAL FRINGE BENEFITS		1,119,314	840,728	1,302,570	1,288,472	(14,098)
43090	RENTAL OF PROPERTY	74,235	85,652	77,763	78,400	637
43100	PROFESSIONAL SERVICES	85,000	53,514	75,000	200,000	125,000
43110	MEDICAL SERVICES	13,255	5,295	13,225	20,000	6,775
43120	ACCOUNTING & AUDITING	10,570	10,970	11,820	12,770	950
43310	REPAIRS & MAINTENANCE		1,020			-
43320	SERVICE CONTRACTS	1,005,744	862,761	1,130,611	1,225,000	94,389
43330	MAINT & REP.-MACH & EQUIP	85,820	109,242	108,720	108,720	-
43340	MAINT & REP.-FURN & FIX	43,900	14,204	105,000	90,000	(15,000)
43360	MAINT & REP.-BLDGS & GNDS	154,300	42,273	154,300	154,300	-
43600	ADVERTISING	15,250	3,115	15,250	15,250	-
TOTAL PURCHASED SERVICES		1,488,074	1,188,044	1,691,689	1,904,440	212,751
44200	C.G. - PARTS AND LABOR	11,400	11,059	10,800	11,900	1,100
44307	C.S.-OFFICE SUPPLIES	2,349	921	2,349	1,000	(1,349)
44309	C.S.-OTHER SUPPLIES	7,000	332	7,000	7,000	-
44310	C.G. - FUEL	10,300	11,185	10,300	8,500	(1,800)

CITY OF HARRISONBURG, VA
EXPENDITURE BUDGET

FUND - 1116 - EMERG COMM CENTER FUND
FUNCTION - 300 - PUBLIC SAFETY
ACTIVITY - 3500 - OTHER PROTECTION
DEPARTMENT - 321132 - EMERG COMMUNICATIONS CENT

ACCOUNT-----	TITLE -----	----- 2022-2023 -----	----- 2023-2024 -----	2024-2025	NET	
		BUDGET	ACTUAL	PROPOSED	CHANGE	
TOTAL INTERNAL SERVICES		31,049	23,497	30,449	28,400	(2,049)
45110	ELECTRICITY	85,000	94,411	87,300	90,000	2,700
45119	NATURAL GAS	12,500	4,926	16,700	12,500	(4,200)
45120	HEATING		6,834	8,000	8,000	-
45130	WATER & SEWER	2,500	2,912	5,000	5,000	-
45210	POSTAGE	2,000	226	2,000	2,000	-
45230	TELECOMMUNICATIONS	174,306	134,813	172,536	181,230	8,694
45240	E911 TELECOMMUNICATIONS	377,555	131,283	354,204	354,204	-
45305	PROPERTY/LIABILITY INS.			30,440	31,240	800
45310	BOILER & MACHINERY INS.	1,820	1,726			-
45340	PROPERTY INSURANCE	9,130	9,041			-
45350	VEHICLE & EQUIPMENT INS.	10,450	9,947			-
45360	SURETY BONDS	180	178			-
45370	PUB.OFFICIAL LIABILITY IN	1,680	1,672			-
45380	GENERAL LIABILITY INS.	2,280	4,886			-
45394	RETIREE H'CARE BENEFIT	6,840	6,840	6,840	6,840	-
45395	LODA - VOLUNTEERS	6,330	7,016	7,020	7,270	250
45530	TRAINING & TRAVEL	67,635	78,681	95,000	121,000	26,000
45810	DUES & MEMBERSHIPS	41,541	49,048	42,040	42,040	-
45814	LANGUAGE LINE-INTERPRETAT	23,880	33,271	35,000	35,000	-
45850	FREIGHT & DRAYAGE	300		300	300	-
TOTAL OTHER CHARGES		825,927	577,710	862,380	896,624	34,244
46010	OFFICE SUPPLIES	16,200	8,190	16,200	16,200	-
46070	REPAIR & MAINT. SUPPLIES	8,100	3,174	8,100	6,000	(2,100)
46078	MAINT & REPAIRS-COMPUTERS	32,000	21,208	32,000	32,000	-
46110	UNIFORMS	10,500	10,414	10,500	13,500	3,000
46120	BOOKS & SUBSCRIPTIONS	489	294	489	490	1
46140	OTHER OPERATING SUPPLIES	29,295	24,655	52,795	61,375	8,580
46153	EQUIP REP/PRCH FOR OTHERS	250,000	225,301	250,000	250,000	-
TOTAL MATERIALS & SUPPLIES		346,584	293,236	370,084	379,565	9,481
TOTAL OTHER OPERATING EXPENSES		3,810,948	2,923,216	4,257,172	4,497,501	240,329
48121	FURNITURE & FIXTURES		10,868		10,000	10,000
48151	MOTOR VEHICLES & EQUIP.		3,382		3,000	3,000
48231	RADIO EQUIPMENT	88,000	82,558	88,000	95,000	7,000
48272	HARDWARE	118,307	31,616	90,000	90,000	-
48273	SOFTWARE		1,706			-
TOTAL CAPITAL OUTLAY		206,307	130,130	178,000	198,000	20,000

CITY OF HARRISONBURG, VA
EXPENDITURE BUDGET

FUND - 1116 - EMERG COMM CENTER FUND
 FUNCTION - 300 - PUBLIC SAFETY
 ACTIVITY - 3500 - OTHER PROTECTION
 DEPARTMENT - 321132 - EMERG COMMUNICATIONS CENT

ACCOUNT-----	TITLE -----	----- 2022-2023 -----		2023-2024	2024-2025	NET
		BUDGET	ACTUAL	BUDGET	PROPOSED	CHANGE
TOTAL CAPITAL OUTLAY		206,307	130,130	178,000	198,000	20,000
49311	RES FOR PAY ADJUSTMENTS			322,100	110,960	(211,140)
TOTAL RESERVES				322,100	110,960	(211,140)
TOTAL OTHER USES OF FUNDS				322,100	110,960	(211,140)
TOTAL EMERG COMMUNICATIONS CENT		7,096,220	5,860,640	8,092,174	8,435,308	343,134

CITY OF HARRISONBURG, VA
EXPENDITURE BUDGET

FUND - 1116 - EMERG COMM CENTER FUND
 FUNCTION - 300 - PUBLIC SAFETY
 ACTIVITY - 3500 - OTHER PROTECTION
 DEPARTMENT - 321432 - COMP AIDED DISPATCH (CAD)

ACCOUNT-----	TITLE -----	----- 2022-2023 -----	----- 2023-2024 -----	----- 2024-2025 -----	NET
		BUDGET	ACTUAL	PROPOSED	CHANGE
41010	SALARIES & WAGES-REG.	65,277		52,916	(10,607)
41017	STAND BY PAY			2,278	2,278
41020	SALARIES & WAGES-O/T			2,000	2,000
41027	STANDBY & BLENDED - OT			2,000	2,000
TOTAL PERSONAL SERVICES		65,277		59,194	(4,329)
TOTAL PERSONAL SERVICES		65,277		59,194	(4,329)
42010	FICA	4,994		4,529	(332)
42020	RETIREMENT - VRS	9,602		7,361	(1,983)
42030	RETIREMENT - VRS (DC)			1,380	1,380
42050	HEALTH INSURANCE	9,883		19,833	6,004
42060	LIFE INSURANCE - VRS	875		709	(142)
42070	DISABILITY (VLDP)	308		293	(44)
42080	DENTAL INSURANCE	156		156	-
TOTAL FRINGE BENEFITS		25,818		34,261	4,883
43320	SERVICE CONTRACTS	867,712	299,408	662,141	37,480
TOTAL PURCHASED SERVICES		867,712	299,408	662,141	37,480
45230	TELECOMMUNICATIONS	33,750	22,983	40,320	(1,890)
45530	TRAINING & TRAVEL	18,958	2,132	40,000	10,000
TOTAL OTHER CHARGES		52,708	25,115	70,320	8,110
46070	REPAIR & MAINT. SUPPLIES	110,000		110,000	-
46078	MAINT & REPAIRS-COMPUTERS	69,000	1,240	69,000	-
46156	CAD_DMS/PRCH FOR OTHERS	25,000	13,750	250,000	225,000
TOTAL MATERIALS & SUPPLIES		204,000	14,990	429,000	225,000
TOTAL OTHER OPERATING EXPENSES		1,150,238	339,513	928,359	275,473
48272	HARDWARE	57,102	63,805	60,000	30,000
TOTAL CAPITAL OUTLAY		57,102	63,805	60,000	30,000
TOTAL CAPITAL OUTLAY		57,102	63,805	60,000	30,000
TOTAL COMP AIDED DISPATCH (CAD)		1,272,617	403,319	1,051,882	301,144

CITY OF HARRISONBURG, VA
EXPENDITURE BUDGET

FUND - 1116 - EMERG COMM CENTER FUND
 FUNCTION - 300 - PUBLIC SAFETY
 ACTIVITY - 9800 - DEBT SERVICE
 DEPARTMENT - 321832 - DEBT SERVICE

ACCOUNT-----	TITLE -----	----- 2022-2023 -----	----- 2023-2024 -----	----- 2024-2025 -----	NET	
		BUDGET	ACTUAL	BUDGET	PROPOSED	CHANGE
49161	RIGHT OF USE LEASE	75,518	75,518	79,191	82,998	3,807
TOTAL PRINCIPAL		75,518	75,518	79,191	82,998	3,807
49181	RIGHT OF USE LEASE	27,477	27,477	26,163	24,788	(1,375)
TOTAL INTEREST & FISCAL CHARGES		27,477	27,477	26,163	24,788	(1,375)
TOTAL DEBT SERVICE		102,995	102,995	105,354	107,786	2,432
TOTAL OTHER USES OF FUNDS		102,995	102,995	105,354	107,786	2,432
TOTAL DEBT SERVICE		102,995	102,995	105,354	107,786	2,432

CITY OF HARRISONBURG, VA
EXPENDITURE BUDGET

FUND - 1116 - EMERG COMM CENTER FUND
 FUNCTION - 300 - PUBLIC SAFETY
 ACTIVITY - 3500 - OTHER PROTECTION
 DEPARTMENT - 321932 - TRANSFERS

ACCOUNT-----	TITLE -----	----- 2022-2023 -----		2023-2024	2024-2025	NET
		BUDGET	ACTUAL	BUDGET	PROPOSED	CHANGE
49219	TR TO GENERAL CAP PROJ	281,950	281,950			-
49247	TR TO ECC CAP PROJ	650,000	650,000	600,000		(600,000)
TOTAL FUND TRANSFERS		931,950	931,950	600,000		(600,000)
TOTAL OTHER USES OF FUNDS		931,950	931,950	600,000		(600,000)
TOTAL TRANSFERS		931,950	931,950	600,000		(600,000)
TOTAL EMERG COMM CENTER FUND		9,403,782	7,298,903	9,849,410	9,896,120	46,710

CITY OF HARRISONBURG, VA
EXPENDITURE BUDGET

FUND - 1117 - COMM DEV BLOCK GRANT FUND
FUNCTION - 800 - COMMUNITY DEVELOPMENT
ACTIVITY - 8100 - PLAN. & COMM. DEVELOPMENT
DEPARTMENT - 810721 - COMM DEV BLOCK GRANT

ACCOUNT-----	TITLE -----	----- 2022-2023 -----	----- 2023-2024 -----	2024-2025	NET
		BUDGET	ACTUAL	PROPOSED	CHANGE
41010	SALARIES & WAGES-REG.	6,683	3,788		-
41030	PT SALARIES & WAGES-REG	30,671	30,532	38,272	5,419
TOTAL PERSONAL SERVICES		37,354	34,320	38,272	5,419
TOTAL PERSONAL SERVICES		37,354	34,320	38,272	5,419
42010	FICA	2,858	2,562	2,928	415
42020	RETIREMENT - VRS	983	604		-
42050	HEALTH INSURANCE	775	323		-
42060	LIFE INSURANCE - VRS	89	55		-
42080	DENTAL INSURANCE	8	3		-
42110	WORKER'S COMP.	83	22	20	(4)
TOTAL FRINGE BENEFITS		4,796	3,568	2,948	411
43100	PROFESSIONAL SERVICES	10,000	205	10,000	-
43120	ACCOUNTING & AUDITING	1,060	1,170	1,360	100
43320	SERVICE CONTRACTS		31		-
43600	ADVERTISING	3,000	5,290	4,000	500
TOTAL PURCHASED SERVICES		14,060	6,696	15,360	600
45210	POSTAGE		1		-
45230	TELECOMMUNICATIONS		542	545	5
45305	PROPERTY/LIABILITY INS.			1,290	(40)
45370	PUB.OFFICIAL LIABILITY IN	810	768		-
45380	GENERAL LIABILITY INS.	290	311		-
45410	LEASE/RENT OF EQUIPMENT	1,200	798	1,200	-
45530	TRAINING & TRAVEL	1,500	151	1,500	(1,500)
45676	PROJECTS & PROGRAMS	1,441,969	774,757	439,775	(8,741)
45810	DUES & MEMBERSHIPS	526			-
TOTAL OTHER CHARGES		1,446,295	777,329	442,770	(10,276)
46010	OFFICE SUPPLIES		223	450	-
TOTAL MATERIALS & SUPPLIES			223	450	-
TOTAL OTHER OPERATING EXPENSES		1,465,151	787,816	461,528	(9,265)
48121	FURNITURE & FIXTURES	1,000			-
48172	HARDWARE		1,180		-
48273	SOFTWARE		92	200	-
TOTAL CAPITAL OUTLAY		1,000	1,272	200	-

CITY OF HARRISONBURG, VA
EXPENDITURE BUDGET

FUND - 1117 - COMM DEV BLOCK GRANT FUND
 FUNCTION - 800 - COMMUNITY DEVELOPMENT
 ACTIVITY - 8100 - PLAN. & COMM. DEVELOPMENT
 DEPARTMENT - 810721 - COMM DEV BLOCK GRANT

ACCOUNT-----	TITLE -----	----- 2022-2023 -----	----- 2023-2024 -----	2024-2025	NET	
		BUDGET	ACTUAL	BUDGET	PROPOSED	CHANGE
TOTAL CAPITAL OUTLAY		1,000	1,272	200	200	-
49311	RES FOR PAY ADJUSTMENTS			3,100		(3,100)
TOTAL RESERVES				3,100		(3,100)
TOTAL OTHER USES OF FUNDS				3,100		(3,100)
TOTAL COMM DEV BLOCK GRANT		1,503,505	823,408	506,946	500,000	(6,946)
TOTAL COMM DEV BLOCK GRANT FUND		1,503,505	823,408	506,946	500,000	(6,946)

CITY OF HARRISONBURG, VA
EXPENDITURE BUDGET

FUND - 1118 - SCHOOL TRNSPORTATION FUND
FUNCTION - 600 - SCHOOL TRANSPORTATION
ACTIVITY - 6302 - PUPIL TRANSPORTATION
DEPARTMENT - 622081 - SCHOOL BUSES

ACCOUNT-----	TITLE -----	BUDGET	ACTUAL	BUDGET	PROPOSED	NET CHANGE
		----- 2022-2023 -----	----- 2022-2023 -----	2023-2024	2024-2025	
41010	SALARIES & WAGES-REG.	1,950,373	1,512,789	1,945,369	2,135,130	189,761
41020	SALARIES & WAGES-O/T	26,965	38,916	41,039	33,671	(7,368)
41030	PT SALARIES & WAGES-REG	30,753	27,988	40,610	45,464	4,854
41040	PT SALARIES & WAGES-O/T	2,500	237	2,550	2,550	-
41050	ANNUAL LEAVE - SEPARATION	10,000	2,187	10,000	10,000	-
41051	SICK LEAVE - SEPARATION	10,000	3,482	10,000	10,000	-
41054	PTO - PAYOUT		1,448			-
41060	PTO - SEPARATION	15,000	10,194	20,000	20,000	-
41200	INCENTIVE PAYMENT		3,000			-
TOTAL PERSONAL SERVICES		2,045,591	1,600,241	2,069,568	2,256,815	187,247
TOTAL PERSONAL SERVICES		2,045,591	1,600,241	2,069,568	2,256,815	187,247
42010	FICA	156,488	113,999	158,322	172,646	14,324
42020	RETIREMENT - VRS	217,971	177,496	228,341	243,690	15,349
42030	RETIREMENT - VRS (DC)				30,398	30,398
42050	HEALTH INSURANCE	464,342	192,050	416,747	401,228	(15,519)
42060	LIFE INSURANCE - VRS	19,914	16,169	20,802	22,326	1,524
42070	DISABILITY (VLDP)	4,800	4,067	6,130	6,444	314
42080	DENTAL INSURANCE	10,033	5,230	13,260	11,357	(1,903)
42090	UNEMPLOYMENT	5,000		5,000	5,000	-
42110	WORKER'S COMP.	30,904	32,083	34,459	38,050	3,591
TOTAL FRINGE BENEFITS		909,452	541,094	883,061	931,139	48,078
43100	PROFESSIONAL SERVICES	3,000	1,991	3,000	3,000	-
43110	MEDICAL SERVICES	20,000	11,439	30,000	25,000	(5,000)
43133	COMPUTER SUPPORT	500		500	500	-
43310	REPAIRS & MAINTENANCE			700	700	-
43320	SERVICE CONTRACTS	50,000	8,950	55,000	65,000	10,000
43330	MAINT & REP.-MACH & EQUIP	500		500	500	-
43336	MAINT & REP.-RADIO EQUIP		113	500	500	-
43360	MAINT & REP.-BLDGS & GNDS	500	4,011	5,000	20,000	15,000
43600	ADVERTISING	7,000	863	7,000	7,000	-
TOTAL PURCHASED SERVICES		81,500	27,366	102,200	122,200	20,000
44200	C.G. - PARTS AND LABOR	899,800	782,244	949,700	948,500	(1,200)
44300	CENTRAL STORES	500	132	500	500	-
44310	C.G. - FUEL	322,500	282,285	322,500	322,500	-
TOTAL INTERNAL SERVICES		1,222,800	1,064,660	1,272,700	1,271,500	(1,200)
45110	ELECTRICITY	4,000	2,732	4,000	4,000	-
45210	POSTAGE		2			-
45230	TELECOMMUNICATIONS	2,000	709	2,000	2,000	-

CITY OF HARRISONBURG, VA
EXPENDITURE BUDGET

FUND - 1118 - SCHOOL TRANSPORTATION FUND
 FUNCTION - 600 - SCHOOL TRANSPORTATION
 ACTIVITY - 6302 - PUPIL TRANSPORTATION
 DEPARTMENT - 622081 - SCHOOL BUSES

ACCOUNT-----	TITLE -----	----- 2022-2023 -----	----- 2023-2024 -----	2024-2025	NET	
		BUDGET	ACTUAL	BUDGET	PROPOSED	CHANGE
45305	PROPERTY/LIABILITY INS.			68,310	65,700	(2,610)
45350	VEHICLE & EQUIPMENT INS.	54,570	49,870			-
45370	PUB.OFFICIAL LIABILITY IN	8,300	7,873			-
45380	GENERAL LIABILITY INS.	3,010	3,233			-
45530	TRAINING & TRAVEL	6,000	4,015	7,000	7,000	-
45810	DUES & MEMBERSHIPS	500		500	500	-
TOTAL OTHER CHARGES		78,380	68,434	81,810	79,200	(2,610)
46010	OFFICE SUPPLIES	500	257	500	500	-
46140	OTHER OPERATING SUPPLIES	10,000	5,450	12,000	20,000	8,000
46200	COMPUTER (DESKTOP_LAPTOP)				30,000	30,000
TOTAL MATERIALS & SUPPLIES		10,500	5,707	12,500	50,500	38,000
TOTAL OTHER OPERATING EXPENSES		2,302,632	1,707,262	2,352,271	2,454,539	102,268
48254	SCHOOL BUSES	1,427,249	647,885	600,000	1,000,000	400,000
48271	EDP EQUIPMENT	3,000	17,851	30,000		(30,000)
TOTAL CAPITAL OUTLAY		1,430,249	665,736	630,000	1,000,000	370,000
TOTAL CAPITAL OUTLAY		1,430,249	665,736	630,000	1,000,000	370,000
49311	RES FOR PAY ADJUSTMENTS			364,000	95,320	(268,680)
TOTAL RESERVES				364,000	95,320	(268,680)
TOTAL OTHER USES OF FUNDS				364,000	95,320	(268,680)
TOTAL SCHOOL BUSES		5,778,472	3,973,239	5,415,839	5,806,674	390,835

CITY OF HARRISONBURG, VA
EXPENDITURE BUDGET

FUND - 1118 - SCHOOL TRANSPORTATION FUND
 FUNCTION - 600 - SCHOOL TRANSPORTATION
 ACTIVITY - 6302 - PUPIL TRANSPORTATION
 DEPARTMENT - 632081 - FIELD TRIPS & CHARTERS

ACCOUNT-----	TITLE -----	----- 2022-2023 -----	----- 2023-2024 -----	2024-2025	NET	
		BUDGET	ACTUAL	PROPOSED	CHANGE	
41010	SALARIES & WAGES-REG.	70,151	20,157	71,683	70,332	(1,351)
41020	SALARIES & WAGES-O/T	22,900	3,563	11,450	13,200	1,750
41030	PT SALARIES & WAGES-REG	26,690	40,839	30,900	51,512	20,612
41040	PT SALARIES & WAGES-O/T	400	653	400	400	-
TOTAL PERSONAL SERVICES		120,141	65,212	114,433	135,444	21,011
TOTAL PERSONAL SERVICES		120,141	65,212	114,433	135,444	21,011
42010	FICA	9,191	4,875	8,755	10,361	1,606
42020	RETIREMENT - VRS	7,740	2,284	5,272	4,892	(380)
42030	RETIREMENT - VRS (DC)				780	780
42050	HEALTH INSURANCE	12,718	2,410	4,810	4,796	(14)
42060	LIFE INSURANCE - VRS	705	208	481	471	(10)
42070	DISABILITY (VLDP)	198	72	171	166	(5)
42080	DENTAL INSURANCE	184	78	138	135	(3)
42110	WORKER'S COMP.	964	683	743	1,460	717
TOTAL FRINGE BENEFITS		31,700	10,610	20,370	23,061	2,691
43100	PROFESSIONAL SERVICES	200	537	2,000	2,000	-
43110	MEDICAL SERVICES	500	615	2,000	2,000	-
43320	SERVICE CONTRACTS	200	251	1,500	1,500	-
43600	ADVERTISING	700		1,000	1,000	-
TOTAL PURCHASED SERVICES		1,600	1,403	6,500	6,500	-
44200	C.G. - PARTS AND LABOR	39,200	42,799	41,600	56,300	14,700
44310	C.G. - FUEL	16,200	14,182	16,200	13,000	(3,200)
TOTAL INTERNAL SERVICES		55,400	56,980	57,800	69,300	11,500
45230	TELECOMMUNICATIONS	400	114	1,000	1,000	-
45305	PROPERTY/LIABILITY INS.			10,490	10,090	(400)
45350	VEHICLE & EQUIPMENT INS.	9,590	8,764			-
45370	PUB.OFFICIAL LIABILITY IN	510	484			-
45380	GENERAL LIABILITY INS.	180	194			-
TOTAL OTHER CHARGES		10,680	9,556	11,490	11,090	(400)
46140	OTHER OPERATING SUPPLIES	150		200	200	-
TOTAL MATERIALS & SUPPLIES		150		200	200	-
TOTAL OTHER OPERATING EXPENSES		99,530	78,550	96,360	110,151	13,791

CITY OF HARRISONBURG, VA
EXPENDITURE BUDGET

FUND - 1118 - SCHOOL TRNSPORTATION FUND
 FUNCTION - 600 - SCHOOL TRANSPORTATION
 ACTIVITY - 6302 - PUPIL TRANSPORTATION
 DEPARTMENT - 632081 - FIELD TRIPS & CHARTERS

ACCOUNT-----	TITLE -----	----- 2022-2023 -----	----- 2023-2024 -----	----- 2024-2025 -----	NET	
		BUDGET	ACTUAL	BUDGET	PROPOSED	CHANGE
TOTAL FIELD TRIPS & CHARTERS		219,671	143,761	210,793	245,595	34,802

CITY OF HARRISONBURG, VA
EXPENDITURE BUDGET

FUND - 1118 - SCHOOL TRNSPORTATION FUND
FUNCTION - 600 - SCHOOL TRANSPORTATION
ACTIVITY - 6302 - PUPIL TRANSPORTATION
DEPARTMENT - 662081 - ADMINISTRATION

ACCOUNT-----	TITLE -----	----- 2022-2023 -----	----- 2023-2024 -----	2024-2025	NET
		BUDGET	ACTUAL	PROPOSED	CHANGE
41010	SALARIES & WAGES-REG.	302,478	298,053	361,442	57,161
41020	SALARIES & WAGES-O/T	18,078	20,738	21,833	2,530
41030	PT SALARIES & WAGES-REG	19,148	5,265	7,964	(11,002)
41040	PT SALARIES & WAGES-O/T	2,955	1,671	2,030	(925)
41050	ANNUAL LEAVE - SEPARATION	1,575		1,575	-
41051	SICK LEAVE - SEPARATION	1,750		1,750	-
41053	ANNUAL LEAVE - PAYOUT		546		-
41054	PTO - PAYOUT		801		-
41060	PTO - SEPARATION	1,225	600	1,400	-
TOTAL PERSONAL SERVICES		347,209	327,674	397,994	47,764
TOTAL PERSONAL SERVICES		347,209	327,674	397,994	47,764
42010	FICA	26,562	23,633	30,447	3,654
42020	RETIREMENT - VRS	44,496	43,766	50,278	5,518
42030	RETIREMENT - VRS (DC)			5,252	5,252
42050	HEALTH INSURANCE	39,700	31,475	51,783	13,877
42060	LIFE INSURANCE - VRS	4,053	3,987	4,844	767
42070	DISABILITY (VLDP)	826	810	1,113	198
42080	DENTAL INSURANCE	907	824	979	73
42090	UNEMPLOYMENT	1,260			(1,280)
42110	WORKER'S COMP.	1,233	1,239	1,100	(224)
TOTAL FRINGE BENEFITS		119,037	105,734	145,796	27,835
43100	PROFESSIONAL SERVICES	285	84	350	-
43110	MEDICAL SERVICES	315	29	430	50
43120	ACCOUNTING & AUDITING	2,780	2,930	3,220	190
43133	COMPUTER SUPPORT	10,500		10,500	-
43320	SERVICE CONTRACTS	29,225	12,803	30,800	2,100
43330	MAINT & REP.-MACH & EQUIP	2,450	185	2,490	30
43360	MAINT & REP.-BLDGS & GNDS	7,175	13,324	8,220	190
43600	ADVERTISING	1,610	346	1,810	70
TOTAL PURCHASED SERVICES		54,340	29,700	60,400	2,630
44200	C.G. - PARTS AND LABOR	1,610	1,349	2,630	60
44300	CENTRAL STORES	2,275	1,804	2,680	490
44310	C.G. - FUEL	800	341	380	(420)
TOTAL INTERNAL SERVICES		4,685	3,494	5,750	130
45110	ELECTRICITY	24,850	19,080	27,830	1,230
45120	HEATING	490	263	550	10
45130	WATER & SEWER	1,155	1,043	1,330	90
45210	POSTAGE	490	489	490	-

CITY OF HARRISONBURG, VA
EXPENDITURE BUDGET

FUND - 1118 - SCHOOL TRANSPORTATION FUND
 FUNCTION - 600 - SCHOOL TRANSPORTATION
 ACTIVITY - 6302 - PUPIL TRANSPORTATION
 DEPARTMENT - 662081 - ADMINISTRATION

ACCOUNT-----	TITLE -----	----- 2022-2023 -----		2023-2024	2024-2025	NET
		BUDGET	ACTUAL	BUDGET	PROPOSED	CHANGE
45230	TELECOMMUNICATIONS	3,830	1,420	4,100	4,090	(10)
45305	PROPERTY/LIABILITY INS.			2,940	2,830	(110)
45340	PROPERTY INSURANCE	600	571			-
45350	VEHICLE & EQUIPMENT INS.	380	389			-
45370	PUB.OFFICIAL LIABILITY IN	1,125	1,119			-
45380	GENERAL LIABILITY INS.	410	461			-
45410	LEASE/RENT OF EQUIPMENT	7,875	6,359	10,850	11,030	180
45530	TRAINING & TRAVEL	4,515	1,906	4,900	4,930	30
45810	DUES & MEMBERSHIPS	700	321	730	740	10
TOTAL OTHER CHARGES		46,420	33,422	52,390	53,820	1,430
46010	OFFICE SUPPLIES	3,180	1,839	4,070	4,070	-
46070	REPAIR & MAINT. SUPPLIES	350		350	370	20
46110	UNIFORMS	3,675	2,629	4,270	4,580	310
46120	BOOKS & SUBSCRIPTIONS	90	106	90	130	40
46140	OTHER OPERATING SUPPLIES	13,300	12,374	13,300	14,530	1,230
46170	EMS/MEDICAL SUPPLIES	700	388	770	800	30
46200	COMPUTER (DESKTOP_LAPTOP)				6,470	6,470
TOTAL MATERIALS & SUPPLIES		21,295	17,335	22,850	30,950	8,100
TOTAL OTHER OPERATING EXPENSES		245,777	189,685	256,591	296,716	40,125
48121	FURNITURE & FIXTURES			16,100		(16,100)
48271	EDP EQUIPMENT	5,000	8,546	7,170		(7,170)
TOTAL CAPITAL OUTLAY		5,000	8,546	23,270		(23,270)
TOTAL CAPITAL OUTLAY		5,000	8,546	23,270		(23,270)
TOTAL ADMINISTRATION		597,986	525,905	630,091	694,710	64,619
TOTAL SCHOOL TRANSPORTATION FUND		6,596,129	4,642,905	6,256,723	6,746,979	490,256

CITY OF HARRISONBURG, VA
EXPENDITURE BUDGET

FUND - 1310 - GENERAL CAPITAL PROJECTS
 FUNCTION - 900 - NON-DEPARTMENTAL
 ACTIVITY - 9100 - CAPITAL PROJECTS
 DEPARTMENT - 910111 - CAPITAL PROJECTS

ACCOUNT-----	TITLE -----	-----	2022-2023 -----	2023-2024	2024-2025	NET
		BUDGET	ACTUAL	BUDGET	PROPOSED	CHANGE
48740	IT STRATEGIC PLAN	32,737				-
48758	JAIL/COURTS HVAC			450,000		(450,000)
48764	COURT RENOVATIONS	41,730			1,650,000	1,650,000
48774	HOMELESS SERVICES CENTER	5,000,000	1,112,066	2,500,000		(2,500,000)
48776	JAIL CAMERA SYSTEM	500,022				-
48997	ARPA PROJECTS				1,500,000	1,500,000
TOTAL CAPITAL PROJECTS		5,574,490	1,112,066	2,950,000	3,150,000	200,000
TOTAL CAPITAL OUTLAY		5,574,490	1,112,066	2,950,000	3,150,000	200,000
TOTAL CAPITAL PROJECTS		5,574,490	1,112,066	2,950,000	3,150,000	200,000

CITY OF HARRISONBURG, VA
EXPENDITURE BUDGET

FUND - 1310 - GENERAL CAPITAL PROJECTS
 FUNCTION - 900 - NON-DEPARTMENTAL
 ACTIVITY - 9100 - CAPITAL PROJECTS
 DEPARTMENT - 910131 - CAPITAL PROJECTS (PS)

ACCOUNT-----	TITLE -----	-----	2022-2023 -----	2023-2024	2024-2025	NET
		BUDGET	ACTUAL	BUDGET	PROPOSED	CHANGE
48742	FIRE STATION RENOVATIONS	1,918,849				-
48778	FIRE STATION 5	4,215,506				-
TOTAL CAPITAL PROJECTS		6,134,355				-
TOTAL CAPITAL OUTLAY		6,134,355				-
TOTAL CAPITAL PROJECTS (PS)		6,134,355				-

CITY OF HARRISONBURG, VA
EXPENDITURE BUDGET

FUND - 1310 - GENERAL CAPITAL PROJECTS
 FUNCTION - 900 - NON-DEPARTMENTAL
 ACTIVITY - 9100 - CAPITAL PROJECTS
 DEPARTMENT - 910141 - CAPITAL PROJECTS (PW)

ACCOUNT	TITLE	2022-2023 BUDGET	2022-2023 ACTUAL	2023-2024 BUDGET	2024-2025 PROPOSED	NET CHANGE
48606	PUBLIC SAFETY BUILDING	1,409,562	806,691			-
48612	MLK JR WAY BRIDGE	1,159,599	636,846			-
48616	CTY WIDE DRAINAGE PROGRAM	64,617				-
48617	PORT REPUBLIC RD ST IMP	6,812,710	99,909	350,000	69,430	(280,570)
48640	TRAFFIC CALMING PROJECTS	79,969	351			-
48656	COUNTRY CLUB IMPROVEMENTS	609,916	35			-
48659	RESERVOIR STREET PROJECT	133,837	2,733			-
48664	GCR/HP SHARED USE PATH	48,684	48,684			-
48675	FEDERAL STREET IMPROVMENTS	501,047	29,380			-
48693	NEW HIGH SCHOOL	5,314,228	2,396,448			-
48698	CITY HALL PROJECT	225,000	225,000			-
48713	FARMERS MARKET PAVILION				250,000	250,000
48718	SOUTH MAIN ST IMPROVEMENT	2,592,827	28,785			-
48726	CHICAGO AVE/MT CLINTON PI	2,841,900	341,867			-
48731	NORTHEND GREENWAY	550,772	5,169			-
48741	THOMAS HARRISON HOUSE	197,547	14,258			-
48743	MUNICIPAL BLDG RENOVATION	102,641		5,000,000	5,000,000	-
48768	UNIV BLVD REALIGNMENT	10,345,836	161,733			-
48769	CULVERT REPLACEMENT	600,000	8,760		750,000	750,000
48771	UNIV BLVD_EVELYN BYRD AV	3,515,278	122,215			-
48772	S MAIN ST_I-81 EXIT 243	5,031,025	91,183		12,903,569	12,903,569
48773	NORTH MAIN ST SIDEWALKS	2,441,077	129,678		5,888,466	5,888,466
48775	PUBLIC WORKS BUILDING	8,492,357	546,423			-
48779	NORTHEAST SIDEWALKS/TRAIL	566,000	208			-
TOTAL CAPITAL PROJECTS		53,636,430	5,696,356	5,350,000	24,861,465	19,511,465
TOTAL CAPITAL OUTLAY		53,636,430	5,696,356	5,350,000	24,861,465	19,511,465
TOTAL CAPITAL PROJECTS (PW)		53,636,430	5,696,356	5,350,000	24,861,465	19,511,465

CITY OF HARRISONBURG, VA
EXPENDITURE BUDGET

FUND - 1310 - GENERAL CAPITAL PROJECTS
 FUNCTION - 900 - NON-DEPARTMENTAL
 ACTIVITY - 9100 - CAPITAL PROJECTS
 DEPARTMENT - 910171 - CAPITAL PROJECTS (P&R)

ACCOUNT-----	TITLE -----	----- 2022-2023 -----	----- 2023-2024 -----	----- 2024-2025 -----	NET	
		BUDGET	ACTUAL	BUDGET	PROPOSED	CHANGE
48613	SMITHLAND RD ATHL COMPLEX	167,479	166,653			-
48719	RALPH SAMPSON PARK	2,200,000				-
48762	KIDS CASTLE	3,175,000				-
48780	S'LAND ATHL CMLX LIGHTS	875,000	399,503			-
48781	S'LAND RESTROOMS - WEST	435,000	219,757			-
48782	THMS SOCCER FACILITY	1,000,000	162,362			-
48783	WESTOVER SKATE PARK	475,000	145,189			-
48786	PARK RESTROOMS				300,000	300,000
48787	POOL DOME				575,000	575,000
TOTAL CAPITAL PROJECTS		8,327,479	1,093,463		875,000	875,000
TOTAL CAPITAL OUTLAY		8,327,479	1,093,463		875,000	875,000
TOTAL CAPITAL PROJECTS (P&R)		8,327,479	1,093,463		875,000	875,000
TOTAL GENERAL CAPITAL PROJECTS		73,672,753	7,901,886	8,300,000	28,886,465	20,586,465

CITY OF HARRISONBURG, VA
EXPENDITURE BUDGET

FUND - 1311 - SCHOOL CAPITAL PROJECTS
 FUNCTION - 900 - NON-DEPARTMENTAL
 ACTIVITY - 9100 - CAPITAL PROJECTS
 DEPARTMENT - 910114 - CAPITAL PROJECTS

ACCOUNT-----	TITLE -----	----- 2022-2023 -----		2023-2024	2024-2025	NET
		BUDGET	ACTUAL	BUDGET	PROPOSED	CHANGE
48693	NEW HIGH SCHOOL	51,726,891	35,480,053	3,000,000		(3,000,000)
48757	FACILITIES	1,421,152	492,735			-
48759	MVTC RENOVATIONS				520,000	520,000
48777	HHS RENOVATIONS	1,500,000	323,794			-
TOTAL CAPITAL PROJECTS		54,648,043	36,296,581	3,000,000	520,000	(2,480,000)
TOTAL CAPITAL OUTLAY		54,648,043	36,296,581	3,000,000	520,000	(2,480,000)
TOTAL CAPITAL PROJECTS		54,648,043	36,296,581	3,000,000	520,000	(2,480,000)
TOTAL SCHOOL CAPITAL PROJECTS		54,648,043	36,296,581	3,000,000	520,000	(2,480,000)

CITY OF HARRISONBURG, VA
EXPENDITURE BUDGET

FUND - 1316 - ECC CAPITAL PROJECTS
 FUNCTION - 900 - NON-DEPARTMENTAL
 ACTIVITY - 9100 - CAPITAL PROJECTS
 DEPARTMENT - 910132 - CAPITAL PROJECTS

ACCOUNT-----	TITLE -----	----- 2022-2023 -----	2023-2024	2024-2025	NET
		BUDGET	ACTUAL	PROPOSED	CHANGE
48610	RADIO SYSTEM	2,150,328		200,000	(200,000)
48763	E-911 SYSTEM	112,264			-
48767	ECC BACKUP SITE	419,941			-
48784	ECC HVAC			400,000	(400,000)
TOTAL CAPITAL PROJECTS		2,682,533		600,000	(600,000)
TOTAL CAPITAL OUTLAY		2,682,533		600,000	(600,000)
TOTAL CAPITAL PROJECTS		2,682,533		600,000	(600,000)
TOTAL ECC CAPITAL PROJECTS		2,682,533		600,000	(600,000)

CITY OF HARRISONBURG, VA
EXPENDITURE BUDGET

FUND - 1321 - WATER CAPITAL PROJECTS
 FUNCTION - 900 - NON-DEPARTMENTAL
 ACTIVITY - 9100 - CAPITAL PROJECTS
 DEPARTMENT - 910161 - CAPITAL PROJECTS

ACCOUNT-----	TITLE -----	----- 2022-2023 -----		2023-2024	2024-2025	NET
		BUDGET	ACTUAL	BUDGET	PROPOSED	CHANGE
48621	WESTERN RAW WATER LINE	827,105	169,289	500,000	571,050	71,050
48654	EASTERN SOURCE DEVELOPMEN	25,971,538	4,508,870		250,000	250,000
48670	WESTERN POTABLE WATER SYS	1,480,970	18	200,000	300,000	100,000
48688	PMPING, STORGE & MONTORNG	1,258,661	970,664	35,000	274,450	239,450
48732	TRANSMISSION-DISTRIBUTION	2,147,740	967,532	800,000	1,250,000	450,000
48733	WTP ASSETS	563,260	54,836	20,000	30,000	10,000
48734	METERING	1,528,705	94,087	25,000	45,000	20,000
48740	IT STRATEGIC PLAN	160,775	21,658			-
48757	FACILITIES	343,012	1,992	26,627	27,989	1,362
48785	RAW WATER SUPPLY DROUGHT				50,000	50,000
TOTAL CAPITAL PROJECTS		34,281,765	6,788,947	1,606,627	2,798,489	1,191,862
TOTAL CAPITAL OUTLAY		34,281,765	6,788,947	1,606,627	2,798,489	1,191,862
TOTAL CAPITAL PROJECTS		34,281,765	6,788,947	1,606,627	2,798,489	1,191,862
TOTAL WATER CAPITAL PROJECTS		34,281,765	6,788,947	1,606,627	2,798,489	1,191,862

CITY OF HARRISONBURG, VA
EXPENDITURE BUDGET

FUND - 1322 - SEWER CAPITAL PROJECTS
 FUNCTION - 900 - NON-DEPARTMENTAL
 ACTIVITY - 9100 - CAPITAL PROJECTS
 DEPARTMENT - 911161 - CAPITAL PROJECTS

ACCOUNT-----	TITLE -----	----- 2022-2023 -----		2023-2024	2024-2025	NET
		BUDGET	ACTUAL	BUDGET	PROPOSED	CHANGE
48641	BLACKS RUN INTERCEPTOR	1,358,767	74,829	100,000	200,000	100,000
48734	METERING	1,527,663		150,000	173,000	23,000
48735	COLLECTION & TRANSMISSION	2,089,401	1,130,808	800,000	600,000	(200,000)
48736	PUMPING & MONITORING	586,404	423,682	20,000	45,000	25,000
48740	IT STRATEGIC PLAN	149,534	48,055			-
48757	FACILITIES	521,530	16,284	3,666	286,998	283,332
TOTAL CAPITAL PROJECTS		6,233,299	1,693,658	1,073,666	1,304,998	231,332
TOTAL CAPITAL OUTLAY		6,233,299	1,693,658	1,073,666	1,304,998	231,332
TOTAL CAPITAL PROJECTS		6,233,299	1,693,658	1,073,666	1,304,998	231,332
TOTAL SEWER CAPITAL PROJECTS		6,233,299	1,693,658	1,073,666	1,304,998	231,332

CITY OF HARRISONBURG, VA
EXPENDITURE BUDGET

FUND - 1324 - SANITATION CAP. PROJECTS
 FUNCTION - 900 - NON-DEPARTMENTAL
 ACTIVITY - 9100 - CAPITAL PROJECTS
 DEPARTMENT - 910142 - CAPITAL PROJECTS

ACCOUNT-----	TITLE -----	----- 2022-2023 -----		2023-2024	2024-2025	NET
		BUDGET	ACTUAL	BUDGET	PROPOSED	CHANGE
48681	CITY LANDFILL	332,173				-
48684	R'HAM COUNTY LANDFILL			2,697,965		(2,697,965)
TOTAL CAPITAL PROJECTS		332,173		2,697,965		(2,697,965)
TOTAL CAPITAL OUTLAY		332,173		2,697,965		(2,697,965)
TOTAL CAPITAL PROJECTS		332,173		2,697,965		(2,697,965)
TOTAL SANITATION CAP. PROJECTS		332,173		2,697,965		(2,697,965)

CITY OF HARRISONBURG, VA
EXPENDITURE BUDGET

FUND - 1328 - STMWTR CAP PROJECTS
 FUNCTION - 900 - NON-DEPARTMENTAL
 ACTIVITY - 9100 - CAPITAL PROJECTS
 DEPARTMENT - 910541 - CAPITAL PROJECTS

ACCOUNT-----	TITLE -----	----- 2022-2023 -----		2023-2024	2024-2025	NET
		BUDGET	ACTUAL	BUDGET	PROPOSED	CHANGE
48748	VMRC EXTENDED RETENTION	313,000		358,500	1,007,325	648,825
48749	MTN VIEW DR STREAM RESTOR	1,913,407	874,331			-
48770	BR STREAM RESTORATION	3,446,369	1,591,508			-
TOTAL CAPITAL PROJECTS		5,672,776	2,465,839	358,500	1,007,325	648,825
TOTAL CAPITAL OUTLAY		5,672,776	2,465,839	358,500	1,007,325	648,825
TOTAL CAPITAL PROJECTS		5,672,776	2,465,839	358,500	1,007,325	648,825
TOTAL STMWTR CAP PROJECTS		5,672,776	2,465,839	358,500	1,007,325	648,825

CITY OF HARRISONBURG, VA
EXPENDITURE BUDGET

FUND - 2011 - WATER FUND
FUNCTION - 3020 - WATER FUND
ACTIVITY - 312061 - ADMINISTRATION
DEPARTMENT - 0000 - ADMINISTRATION
DEPT/FUND - 312061 - ADMINISTRATION

ACCOUNT-----	TITLE -----	----- 2022-2023 -----	----- 2023-2024 -----	----- 2024-2025 -----	NET
		BUDGET	ACTUAL	PROPOSED	CHANGE
41010	SALARIES & WAGES-REG.	485,184	431,950	516,899	54,117
41017	STAND BY PAY		1,347		-
41020	SALARIES & WAGES-O/T		325		-
41027	STANDBY & BLENDED - OT		1,472		-
41030	PT SALARIES & WAGES-REG	15,875	8,434	31,013	6,369
41040	PT SALARIES & WAGES-O/T		5		-
41050	ANNUAL LEAVE - SEPARATION	1,000			-
41051	SICK LEAVE - SEPARATION	1,000			-
41053	ANNUAL LEAVE - PAYOUT		1,555		-
TOTAL PERSONAL SERVICES		503,059	445,088	547,912	60,486
TOTAL PERSONAL SERVICES		503,059	445,088	547,912	60,486
42010	FICA	42,309	32,242	41,915	4,628
42020	RETIREMENT - VRS	78,726	63,526	76,036	3,393
42030	RETIREMENT - VRS (DC)				4,365
42050	HEALTH INSURANCE	62,311	52,346	70,823	(204)
42060	LIFE INSURANCE - VRS	7,171	5,787	6,926	726
42070	DISABILITY (VLDP)	1,046	522	943	(18)
42080	DENTAL INSURANCE	1,092	774	1,092	-
42110	WORKER'S COMP.	2,453	3,737	4,118	(558)
TOTAL FRINGE BENEFITS		195,108	158,934	201,853	12,332
43100	PROFESSIONAL SERVICES	14,000	13,361	16,500	-
43110	MEDICAL SERVICES	4,000	2,980	4,000	-
43320	SERVICE CONTRACTS	4,300	2,412	4,300	-
43600	ADVERTISING	1,000	495	1,000	-
43610	CONSUMER CONFIDENCE REPT.	4,550	2,155	6,000	1,000
TOTAL PURCHASED SERVICES		27,850	21,402	31,800	1,000
44200	C.G. - PARTS AND LABOR	2,300	2,955	4,700	2,600
44310	C.G. - FUEL	3,100	3,060	3,100	(100)
TOTAL INTERNAL SERVICES		5,400	6,014	7,800	2,500
45210	POSTAGE	400	200	400	-
45220	MESSENGER SVS./PACKAGES	50		50	-
45305	PROPERTY/LIABILITY INS.			8,930	(340)
45310	BOILER & MACHINERY INS.	900	814		-
45350	VEHICLE & EQUIPMENT INS.	400	366		-
45360	SURETY BONDS	10	10		-
45370	PUB.OFFICIAL LIABILITY IN	920	874		-
45380	GENERAL LIABILITY INS.	5,780	6,206		-
45410	LEASE/RENT OF EQUIPMENT	4,500	3,754	4,500	-

CITY OF HARRISONBURG, VA
EXPENDITURE BUDGET

FUND - 2011 - WATER FUND
 FUNCTION - 3020 - WATER FUND
 ACTIVITY - 312061 - ADMINISTRATION
 DEPARTMENT - 0000 - ADMINISTRATION
 DEPT/FUND - 312061 - ADMINISTRATION

ACCOUNT-----	TITLE -----	----- 2022-2023 -----		2023-2024	2024-2025	NET
		BUDGET	ACTUAL	BUDGET	PROPOSED	CHANGE
45530	TRAINING & TRAVEL	5,000	1,360	5,000	5,000	-
45540	EDUCATION	3,000	159	3,000	3,000	-
45810	DUES & MEMBERSHIPS	6,000	5,244	6,000	6,000	-
45880	SDWA OPERATING FUND	48,200	49,131	48,200	49,000	800
TOTAL OTHER CHARGES		75,160	68,119	76,080	76,540	460
46010	OFFICE SUPPLIES	2,000	1,680	2,000	2,000	-
46110	UNIFORMS	600		600	600	-
46120	BOOKS & SUBSCRIPTIONS	200	60	200	200	-
46140	OTHER OPERATING SUPPLIES	5,000	3,550	5,000	5,000	-
TOTAL MATERIALS & SUPPLIES		7,800	5,291	7,800	7,800	-
TOTAL OTHER OPERATING EXPENSES		311,318	259,759	325,333	341,625	16,292
TOTAL ADMINISTRATION		814,377	704,847	873,245	950,023	76,778

CITY OF HARRISONBURG, VA
EXPENDITURE BUDGET

FUND - 2011 - WATER FUND

FUNCTION - 3020 - WATER FUND

ACTIVITY - 322061 - PUMPING, STORAGE & MONITOR

DEPARTMENT - 0000 - PUMPING, STORAGE & MONITOR

DEPT/FUND - 322061 - PUMPING, STORAGE & MONITOR

ACCOUNT-----	TITLE -----	----- 2022-2023 -----	----- 2023-2024 -----	----- 2024-2025 -----	NET
		BUDGET	ACTUAL	PROPOSED	CHANGE
41010	SALARIES & WAGES-REG.	229,632	219,194	224,852	7,499
41017	STAND BY PAY	8,627	8,072	8,627	-
41020	SALARIES & WAGES-O/T	4,485	867	1,153	44
41027	STANDBY & BLENDED - OT	8,969	1,656	3,074	118
41050	ANNUAL LEAVE - SEPARATION	1,000			-
41051	SICK LEAVE - SEPARATION	1,000			-
41053	ANNUAL LEAVE - PAYOUT		623		-
TOTAL PERSONAL SERVICES		253,713	230,411	237,706	7,661
TOTAL PERSONAL SERVICES		253,713	230,411	237,706	7,661
42010	FICA	19,409	16,454	18,185	586
42020	RETIREMENT - VRS	33,779	32,197	33,076	(755)
42030	RETIREMENT - VRS (DC)			4,955	4,955
42050	HEALTH INSURANCE	33,515	33,360	39,644	9,562
42060	LIFE INSURANCE - VRS	3,077	2,933	3,013	100
42070	DISABILITY (VLDP)	956	988	1,020	30
42080	DENTAL INSURANCE	546	397	546	-
42110	WORKER'S COMP.	5,980	5,991	6,397	(237)
TOTAL FRINGE BENEFITS		97,262	92,319	101,881	14,241
43310	REPAIRS & MAINTENANCE	7,000	138	7,000	-
43320	SERVICE CONTRACTS	40,432	32,650	47,932	1
43331	MAINT & REP.-PUMPS & MACH	9,000		9,000	-
43891	FEDERAL FEES	7,000		8,200	1,200
TOTAL PURCHASED SERVICES		63,432	32,788	70,932	1,201
44200	C.G. - PARTS AND LABOR		476		-
44310	C.G. - FUEL		5,056		-
TOTAL INTERNAL SERVICES			5,532		-
45110	ELECTRICITY	380,000	404,298	400,000	12,000
45120	HEATING		562		-
45305	PROPERTY/LIABILITY INS.			28,070	(1,070)
45310	BOILER & MACHINERY INS.	2,830	2,561		-
45330	FLOOD INSURANCE	29,650	7,697		-
45340	PROPERTY INSURANCE	20,060	19,407		-
45350	VEHICLE & EQUIPMENT INS.	190	185		-
45370	PUB.OFFICIAL LIABILITY IN	430	407		-
45380	GENERAL LIABILITY INS.	2,700	2,899		-
45394	RETIREE H'CARE BENEFIT	3,720	3,720	310	(310)
45530	TRAINING & TRAVEL	7,000	3,044	7,000	-
45850	FREIGHT & DRAYAGE	596	74	596	(96)

CITY OF HARRISONBURG, VA
EXPENDITURE BUDGET

FUND - 2011 - WATER FUND
 FUNCTION - 3020 - WATER FUND
 ACTIVITY - 322061 - PUMPING, STORAGE & MONITOR
 DEPARTMENT - 0000 - PUMPING, STORAGE & MONITOR
 DEPT/FUND - 322061 - PUMPING, STORAGE & MONITOR

ACCOUNT-----	TITLE -----	----- 2022-2023 -----	----- 2023-2024 -----	2024-2025	NET
		BUDGET	ACTUAL	PROPOSED	CHANGE
TOTAL OTHER CHARGES		447,176	444,854	446,500	10,524
46070	REPAIR & MAINT. SUPPLIES	5,000	92	5,000	-
46061	MATERIALS - PUMPS	8,000	2,935	8,000	7,000
46062	MATERIALS - SCADA	8,000	3,123	8,000	-
46063	MATERIALS - GENERAL	12,000	7,713	12,000	-
46080	POWERED EQUIPMENT FUELS	3,000	3,215	3,000	-
46140	OTHER OPERATING SUPPLIES	9,000	5,532	9,000	(3,000)
TOTAL MATERIALS & SUPPLIES		45,000	22,610	45,000	4,000
TOTAL OTHER OPERATING EXPENSES		652,870	598,104	683,755	29,966
TOTAL PUMPING, STORAGE & MONITOR		906,583	828,515	891,495	37,627

CITY OF HARRISONBURG, VA
EXPENDITURE BUDGET

FUND - 2011 - WATER FUND
FUNCTION - 3020 - WATER FUND
ACTIVITY - 332061 - TRANSMISSION-DISTRIBUTION
DEPARTMENT - 0000 - TRANSMISSION-DISTRIBUTION
DEPT/FUND - 332061 - TRANSMISSION-DISTRIBUTION

ACCOUNT-----	TITLE -----	----- 2022-2023 -----	----- 2023-2024 -----	----- 2024-2025 -----	NET	
		BUDGET	ACTUAL	BUDGET	PROPOSED	CHANGE
41010	SALARIES & WAGES-REG.	584,894	490,400	584,111	621,920	37,809
41017	STAND BY PAY	12,941	11,218	12,940	12,941	1
41020	SALARIES & WAGES-O/T	8,860	7,664	8,816	8,155	(661)
41027	STANDBY & BLENDED - OT	28,351	14,744	23,508	27,182	3,674
41030	PT SALARIES & WAGES-REG	3,175	301	3,271	3,271	-
41050	ANNUAL LEAVE - SEPARATION	1,000				-
41051	SICK LEAVE - SEPARATION	1,000				-
41053	ANNUAL LEAVE - PAYOUT		211			-
TOTAL PERSONAL SERVICES		640,221	524,538	632,646	673,469	40,823
TOTAL PERSONAL SERVICES		640,221	524,538	632,646	673,469	40,823
42010	FICA	48,977	37,437	48,397	51,520	3,123
42020	RETIREMENT - VRS	86,039	72,301	85,923	86,510	587
42030	RETIREMENT - VRS (DC)				8,420	8,420
42050	HEALTH INSURANCE	103,240	78,805	110,136	109,211	(925)
42060	LIFE INSURANCE - VRS	7,838	6,587	7,827	8,334	507
42070	DISABILITY (VLDP)	1,438	1,124	1,566	1,785	219
42080	DENTAL INSURANCE	1,716	1,064	1,716	1,716	-
42110	WORKER'S COMP.	15,422	13,083	13,680	14,170	490
TOTAL FRINGE BENEFITS		264,670	210,400	269,245	281,666	12,421
43100	PROFESSIONAL SERVICES	4,000	20	4,000	4,000	-
43310	REPAIRS & MAINTENANCE	4,000	2,100	4,000	4,000	-
43890	STATE FEES AND PERMITS	750		750	750	-
TOTAL PURCHASED SERVICES		8,750	2,120	8,750	8,750	-
44314	INVENTORY ADJ - UTILITIES	1,000		1,000	1,000	-
TOTAL INTERNAL SERVICES		1,000		1,000	1,000	-
45260	MISS UTILITY TRANSMISSION	7,000	580			-
45305	PROPERTY/LIABILITY INS.			11,380	10,950	(430)
45350	VEHICLE & EQUIPMENT INS.	120	117			-
45370	PUB.OFFICIAL LIABILITY IN	1,330	1,261			-
45380	GENERAL LIABILITY INS.	8,500	9,128			-
45410	LEASE/RENT OF EQUIPMENT	24,232	6,656	24,231	24,232	1
45530	TRAINING & TRAVEL	4,800	4,163	4,800	4,800	-
45850	FREIGHT & DRAYAGE	1,000		1,000	1,000	-
TOTAL OTHER CHARGES		46,982	21,904	41,411	40,982	(429)
46070	REPAIR & MAINT. SUPPLIES	8,000	5,488	8,000	8,000	-
46073	MAINT&REP SUPP-PAVE.ASST.	2,000		2,000	2,000	-

CITY OF HARRISONBURG, VA
EXPENDITURE BUDGET

FUND - 2011 - WATER FUND
 FUNCTION - 3020 - WATER FUND
 ACTIVITY - 332061 - TRANSMISSION-DISTRIBUTION
 DEPARTMENT - 0000 - TRANSMISSION-DISTRIBUTION
 DEPT/FUND - 332061 - TRANSMISSION-DISTRIBUTION

ACCOUNT-----	TITLE -----	----- 2022-2023 -----	----- 2023-2024 -----	2024-2025	NET
		BUDGET	ACTUAL	PROPOSED	CHANGE
46074	MAINT&REP SUPP-MAINS	90,000	88,577	140,000	20,000
46080	POWERED EQUIPMENT FUELS		55		-
46140	OTHER OPERATING SUPPLIES	11,000	4,632	10,000	(1,000)
TOTAL MATERIALS & SUPPLIES		111,000	98,752	160,000	19,000
TOTAL OTHER OPERATING EXPENSES		432,402	333,176	492,398	30,992
TOTAL TRANSMISSION-DISTRIBUTION		1,072,623	857,714	1,165,867	71,815

CITY OF HARRISONBURG, VA
EXPENDITURE BUDGET

FUND - 2011 - WATER FUND
FUNCTION - 3020 - WATER FUND
ACTIVITY - 342061 - UTILITY BILLING-WATER
DEPARTMENT - 0000 - UTILITY BILLING-WATER
DEPT/FUND - 342061 - UTILITY BILLING-WATER

ACCOUNT-----	TITLE -----	----- 2022-2023 -----	----- 2023-2024 -----	----- 2024-2025 -----	NET	
		BUDGET	ACTUAL	BUDGET	PROPOSED	CHANGE
41010	SALARIES & WAGES-REG.	314,502	292,384	346,893	382,298	35,405
41020	SALARIES & WAGES-O/T		247		104	104
41030	PT SALARIES & WAGES-REG	11,311	9,247	8,632	28,313	19,681
41050	ANNUAL LEAVE - SEPARATION	1,000				-
41051	SICK LEAVE - SEPARATION	1,000				-
41053	ANNUAL LEAVE - PAYOUT		3,007			-
41060	PTO - SEPARATION		176			-
TOTAL PERSONAL SERVICES		327,813	305,061	355,525	410,715	55,190
TOTAL PERSONAL SERVICES		327,813	305,061	355,525	410,715	55,190
42010	FICA	25,078	21,548	27,198	31,420	4,222
42020	RETIREMENT - VRS	46,263	43,132	51,029	53,178	2,149
42030	RETIREMENT - VRS (DC)				5,843	5,843
42050	HEALTH INSURANCE	37,206	47,118	64,959	62,566	(2,393)
42060	LIFE INSURANCE - VRS	4,214	3,929	4,649	5,123	474
42070	DISABILITY (VLDP)	1,099	868	1,143	1,239	96
42080	DENTAL INSURANCE	936	644	1,092	1,092	-
42110	WORKER'S COMP.	187	1,944	2,174	3,160	986
TOTAL FRINGE BENEFITS		114,983	119,183	152,244	163,621	11,377
43310	REPAIRS & MAINTENANCE	300		200	200	-
43320	SERVICE CONTRACTS	750		750	1,696	946
43601	CONTRACT PRINTING/MAILING	80,000	65,462	90,000	90,000	-
43885	COURT COSTS	2,000	776	1,750	1,750	-
TOTAL PURCHASED SERVICES		83,050	66,237	92,700	93,646	946
45210	POSTAGE	2,000	2,008	2,500	3,000	500
45305	PROPERTY/LIABILITY INS.			6,180	5,950	(230)
45360	SURETY BONDS	20	20			-
45370	PUB.OFFICIAL LIABILITY IN	720	684			-
45380	GENERAL LIABILITY INS.	4,660	5,004			-
45410	LEASE/RENT OF EQUIPMENT	4,500	904	4,500	2,500	(2,000)
45530	TRAINING & TRAVEL	1,500	198	1,500	1,500	-
45540	EDUCATION	500		500	500	-
45806	CASH SHORTAGES	200	22	200	200	-
TOTAL OTHER CHARGES		14,100	8,840	15,380	13,650	(1,730)
46010	OFFICE SUPPLIES	2,000	975	2,000	2,000	-
46110	UNIFORMS	1,300		1,350	1,350	-
46140	OTHER OPERATING SUPPLIES	938	14	930	500	(430)
TOTAL MATERIALS & SUPPLIES		4,238	989	4,280	3,850	(430)

CITY OF HARRISONBURG, VA
EXPENDITURE BUDGET

FUND - 2011 - WATER FUND
 FUNCTION - 3020 - WATER FUND
 ACTIVITY - 342061 - UTILITY BILLING-WATER
 DEPARTMENT - 0000 - UTILITY BILLING-WATER
 DEPT/FUND - 342061 - UTILITY BILLING-WATER

ACCOUNT-----	TITLE -----	----- 2022-2023 -----	----- 2023-2024 -----	----- 2024-2025 -----	NET	
		BUDGET	ACTUAL	BUDGET	PROPOSED	CHANGE
TOTAL OTHER OPERATING EXPENSES		216,371	195,249	264,604	274,767	10,163
TOTAL UTILITY BILLING-WATER		544,184	500,310	620,129	685,482	65,353

CITY OF HARRISONBURG, VA
EXPENDITURE BUDGET

FUND - 2011 - WATER FUND
 FUNCTION - 3020 - WATER FUND
 ACTIVITY - 352061 - MISCELLANEOUS
 DEPARTMENT - 0000 - MISCELLANEOUS
 DEPT/FUND - 352061 - MISCELLANEOUS

ACCOUNT-----	TITLE -----	----- 2022-2023 -----		2023-2024	2024-2025	NET
		BUDGET	ACTUAL	BUDGET	PROPOSED	CHANGE
43120	ACCOUNTING & AUDITING	11,130	11,530	12,450	13,450	1,000
43860	ROCKINGHAM COUNTY	24,500	18,550	24,500	26,000	1,500
TOTAL PURCHASED SERVICES		35,630	30,080	36,950	39,450	2,500
45355	INSURANCE DEDUCTIBLE	20,000	3,190	20,000	20,000	-
45881	WATER PURCH FROM OTHERS	500		500	500	-
TOTAL OTHER CHARGES		20,500	3,190	20,500	20,500	-
TOTAL OTHER OPERATING EXPENSES		56,130	33,270	57,450	59,950	2,500
48310	DEPRECIATION	1,766,700	1,766,700	1,831,800	1,871,700	39,900
TOTAL DEPRECIATION		1,766,700	1,766,700	1,831,800	1,871,700	39,900
TOTAL CAPITAL OUTLAY		1,766,700	1,766,700	1,831,800	1,871,700	39,900
49215	PROP. TAX-PUBLIC UTILITY	611,400	611,400	650,100	675,000	24,900
TOTAL FUND TRANSFERS		611,400	611,400	650,100	675,000	24,900
49311	RES FOR PAY ADJUSTMENTS			213,000	97,100	(115,900)
TOTAL RESERVES				213,000	97,100	(115,900)
TOTAL OTHER USES OF FUNDS		611,400	611,400	863,100	772,100	(91,000)
TOTAL MISCELLANEOUS		2,434,230	2,411,370	2,752,350	2,703,750	(48,600)

CITY OF HARRISONBURG, VA
EXPENDITURE BUDGET

FUND - 2011 - WATER FUND
FUNCTION - 3020 - WATER FUND
ACTIVITY - 362061 - PURIFICATION
DEPARTMENT - 0000 - PURIFICATION
DEPT/FUND - 362061 - PURIFICATION

ACCOUNT-----	TITLE -----	----- 2022-2023 -----	----- 2023-2024 -----	----- 2024-2025 -----	NET	
		BUDGET	ACTUAL	BUDGET	PROPOSED	CHANGE
41010	SALARIES & WAGES-REG.	697,543	680,508	728,800	884,207	155,407
41020	SALARIES & WAGES-O/T	87,943	65,655	71,761	88,837	17,076
41030	PT SALARIES & WAGES-REG	8,135		22,595		(22,595)
41050	ANNUAL LEAVE - SEPARATION	1,000				-
41051	SICK LEAVE - SEPARATION	1,000				-
41053	ANNUAL LEAVE - PAYOUT		1,026			-
TOTAL PERSONAL SERVICES		795,621	747,188	823,156	973,044	149,888
TOTAL PERSONAL SERVICES		795,621	747,188	823,156	973,044	149,888
42010	FICA	60,864	53,148	62,972	74,437	11,465
42020	RETIREMENT - VRS	102,608	97,841	107,207	122,995	15,788
42030	RETIREMENT - VRS (DC)				6,578	6,578
42050	HEALTH INSURANCE	77,330	90,890	107,053	141,834	34,781
42060	LIFE INSURANCE - VRS	9,347	8,913	9,766	11,848	2,082
42070	DISABILITY (VLDP)	769	798	882	1,395	513
42080	DENTAL INSURANCE	1,716	1,560	1,716	1,872	156
42110	WORKER'S COMP.	17,601	18,761	13,162	24,820	11,658
TOTAL FRINGE BENEFITS		270,235	271,911	302,758	385,779	83,021
43153	LABORATORY TESTING	30,500	32,667	30,500	30,500	-
43310	REPAIRS & MAINTENANCE	5,800	6,771	5,800	5,800	-
43890	STATE FEES AND PERMITS	1,500	600	1,500	1,500	-
TOTAL PURCHASED SERVICES		37,800	40,038	37,800	37,800	-
44200	C.G. - PARTS AND LABOR	5,400	4,433	6,900	6,600	(300)
44310	C.G. - FUEL	5,500	5,211	5,500	6,200	700
TOTAL INTERNAL SERVICES		10,900	9,644	12,400	12,800	400
45110	ELECTRICITY	33,000	29,405	34,500	34,500	-
45120	HEATING	6,000	1,529	6,000	6,000	-
45305	PROPERTY/LIABILITY INS.			23,260	22,370	(890)
45310	BOILER & MACHINERY INS.	3,740	3,385			-
45340	PROPERTY INSURANCE	4,320	4,179			-
45350	VEHICLE & EQUIPMENT INS.	1,360	1,242			-
45370	PUB.OFFICIAL LIABILITY IN	1,620	1,537			-
45380	GENERAL LIABILITY INS.	10,290	11,051			-
45394	RETIREE H'CARE BENEFIT	2,100				-
45530	TRAINING & TRAVEL	3,000	3,452	4,000	4,000	-
45810	DUES & MEMBERSHIPS	1,200	1,118	1,200	1,200	-
TOTAL OTHER CHARGES		66,630	56,898	68,960	68,070	(890)

CITY OF HARRISONBURG, VA
EXPENDITURE BUDGET

FUND - 2011 - WATER FUND
 FUNCTION - 3020 - WATER FUND
 ACTIVITY - 362061 - PURIFICATION
 DEPARTMENT - 0000 - PURIFICATION
 DEPT/FUND - 362061 - PURIFICATION

ACCOUNT-----	TITLE -----	----- 2022-2023 -----		2023-2024	2024-2025	NET
		BUDGET	ACTUAL	BUDGET	PROPOSED	CHANGE
46010	OFFICE SUPPLIES	1,600	442	1,600	1,600	-
46070	REPAIR & MAINT. SUPPLIES	11,250	5,117	11,250	11,250	-
46080	POWERED EQUIPMENT FUELS	600		600		(600)
46090	POWERED EQUIPMENT SUPPLY	1,000	1,846	1,000	1,000	-
46110	UNIFORMS	4,400	4,063	4,400	4,800	400
46120	BOOKS & SUBSCRIPTIONS	500	213	500	1,000	500
46140	OTHER OPERATING SUPPLIES	10,834	12,023	10,834	12,000	1,166
46170	EMS/MEDICAL SUPPLIES	300	1,198	300	1,000	700
46180	CHEMICALS	200,000	260,725	295,000	346,000	51,000
TOTAL MATERIALS & SUPPLIES		230,484	285,627	325,484	378,650	53,166
TOTAL OTHER OPERATING EXPENSES		616,049	664,119	747,402	883,099	135,697
TOTAL PURIFICATION		1,411,670	1,411,307	1,570,558	1,856,143	285,585

CITY OF HARRISONBURG, VA
EXPENDITURE BUDGET

FUND - 2011 - WATER FUND
 FUNCTION - 3020 - WATER FUND
 ACTIVITY - 372061 - CAPITAL OUTLAY
 DEPARTMENT - 0000 - CAPITAL OUTLAY
 DEPT/FUND - 372061 - CAPITAL OUTLAY

ACCOUNT-----	TITLE -----	----- 2022-2023 -----		2023-2024	2024-2025	NET
		BUDGET	ACTUAL	BUDGET	PROPOSED	CHANGE
48111	MACHINERY & EQUIPMENT	30,000	16,648	5,000	5,000	-
48151	MOTOR VEHICLES & EQUIP.	90,000	89,568		100,000	100,000
48161	CONST. VEHICLES & EQUIP.				250,000	250,000
48221	FURNITURE & FIXTURES	5,000	856	5,000	5,000	-
48271	EDP EQUIPMENT	15,000	16,163	15,000	15,000	-
48273	SOFTWARE	39,000		39,000	39,000	-
48291	ENGINEERING/MAPPING		6,789			-
48298	INSTALL SER. LINES (CITY)	90,000	75,826	90,000	90,000	-
TOTAL CAPITAL OUTLAY		269,000	205,849	154,000	504,000	350,000
TOTAL CAPITAL OUTLAY		269,000	205,849	154,000	504,000	350,000
TOTAL CAPITAL OUTLAY		269,000	205,849	154,000	504,000	350,000

CITY OF HARRISONBURG, VA
EXPENDITURE BUDGET

FUND - 2011 - WATER FUND
 FUNCTION - 3020 - WATER FUND
 ACTIVITY - 382061 - DEBT SERVICE
 DEPARTMENT - 0000 - DEBT SERVICE
 DEPT/FUND - 382061 - DEBT SERVICE

ACCOUNT-----	TITLE -----	----- 2022-2023 -----		2023-2024	2024-2025	NET
		BUDGET	ACTUAL	BUDGET	PROPOSED	CHANGE
49410	G.O. SERIES 2009 (VRA)	37,867	37,867	37,867	37,867	-
49427	G.O. SERIES 2021A	1,320,000	1,320,000	1,395,000	1,460,000	65,000
TOTAL PRINCIPAL		1,357,867	1,357,867	1,432,867	1,497,867	65,000
49150	BANK HANDLING CHARGES	300	190	300	300	-
49527	G.O. SERIES 2021A	1,297,494	1,297,494	1,229,619	1,158,244	(71,375)
TOTAL INTEREST & FISCAL CHARGES		1,297,794	1,297,684	1,229,919	1,158,544	(71,375)
TOTAL DEBT SERVICE		2,655,661	2,655,550	2,662,786	2,656,411	(6,375)
TOTAL OTHER USES OF FUNDS		2,655,661	2,655,550	2,662,786	2,656,411	(6,375)
TOTAL DEBT SERVICE		2,655,661	2,655,550	2,662,786	2,656,411	(6,375)

CITY OF HARRISONBURG, VA
EXPENDITURE BUDGET

FUND - 2011 - WATER FUND
 FUNCTION - 3020 - WATER FUND
 ACTIVITY - 392061 - TRANSFERS
 DEPARTMENT - 0000 - TRANSFERS
 DEPT/FUND - 392061 - TRANSFERS

ACCOUNT-----	TITLE -----	----- 2022-2023 -----		2023-2024	2024-2025	NET
		BUDGET	ACTUAL	BUDGET	PROPOSED	CHANGE
49210	TR TO GENERAL FUND	923,400	923,400	923,400	923,400	-
49216	TR TO WATER CAP PROJ	3,037,659	3,037,659	1,606,627	2,798,489	1,191,862
49260	TR TO CENTRAL STORES FUND	155,832	155,832	175,238	169,013	(6,225)
TOTAL FUND TRANSFERS		4,116,891	4,116,891	2,705,265	3,890,902	1,185,637
TOTAL OTHER USES OF FUNDS		4,116,891	4,116,891	2,705,265	3,890,902	1,185,637
TOTAL TRANSFERS		4,116,891	4,116,891	2,705,265	3,890,902	1,185,637
TOTAL WATER FUND		14,225,219	13,692,354	13,323,880	15,341,700	2,017,820

CITY OF HARRISONBURG, VA
EXPENDITURE BUDGET

FUND - 2012 - SEWER FUND
FUNCTION - 4020 - SEWER FUND
ACTIVITY - 412061 - ADMINISTRATION
DEPARTMENT - 0000 - ADMINISTRATION
DEPT/FUND - 412061 - ADMINISTRATION

ACCOUNT-----	TITLE -----	----- 2022-2023 -----	----- 2023-2024 -----	----- 2024-2025 -----	NET
		BUDGET	ACTUAL	PROPOSED	CHANGE
41010	SALARIES & WAGES-REG.	440,185	431,949	516,899	54,117
41017	STAND BY PAY		1,347		-
41020	SALARIES & WAGES-O/T		325		-
41027	STANDBY & BLENDED - OT		1,472		-
41030	PT SALARIES & WAGES-REG	15,875	5,380	31,013	6,369
41040	PT SALARIES & WAGES-O/T		5		-
41050	ANNUAL LEAVE - SEPARATION	1,000			-
41051	SICK LEAVE - SEPARATION	1,000			-
41053	ANNUAL LEAVE - PAYOUT		1,555		-
TOTAL PERSONAL SERVICES		458,060	442,033	547,912	60,486
TOTAL PERSONAL SERVICES		458,060	442,033	547,912	60,486
42010	FICA	42,309	32,007	41,915	4,628
42020	RETIREMENT - VRS	78,726	63,526	76,036	3,393
42030	RETIREMENT - VRS (DC)			4,365	4,365
42050	HEALTH INSURANCE	62,311	52,345	70,823	(204)
42060	LIFE INSURANCE - VRS	7,171	5,787	6,926	726
42070	DISABILITY (VLDP)	1,046	521	943	(18)
42080	DENTAL INSURANCE	1,092	773	1,092	-
42110	WORKER'S COMP.	3,737	3,828	4,118	(558)
TOTAL FRINGE BENEFITS		196,392	158,786	201,853	12,332
43310	REPAIRS & MAINTENANCE	5,000	15,031	20,000	-
43320	SERVICE CONTRACTS	41,000	31,066	47,200	2,000
TOTAL PURCHASED SERVICES		46,000	46,097	67,200	2,000
44200	C.G. - PARTS AND LABOR	5,900	5,540	5,600	(1,500)
44310	C.G. - FUEL	1,600	863	1,600	(600)
TOTAL INTERNAL SERVICES		7,500	6,403	7,200	(2,100)
45110	ELECTRICITY	19,000	18,523	20,000	5,000
45120	HEATING	3,000	4,941	3,000	-
45130	WATER & SEWER	3,600	3,648	3,600	400
45230	TELECOMMUNICATIONS	34,200	32,291	35,000	(3,000)
45260	MISS UTILITY TRANSMISSION	14,500	6,025	14,500	(4,500)
45305	PROPERTY/LIABILITY INS.			14,070	(530)
45340	PROPERTY INSURANCE	1,990	1,925		-
45350	VEHICLE & EQUIPMENT INS.	670	617		-
45370	PUB.OFFICIAL LIABILITY IN	940	891		-
45380	GENERAL LIABILITY INS.	8,900	9,558		-
45530	TRAINING & TRAVEL	7,000	3,643	7,000	-
45810	DUES & MEMBERSHIPS	500	394	500	-

CITY OF HARRISONBURG, VA
EXPENDITURE BUDGET

FUND - 2012 - SEWER FUND
 FUNCTION - 4020 - SEWER FUND
 ACTIVITY - 412061 - ADMINISTRATION
 DEPARTMENT - 0000 - ADMINISTRATION
 DEPT/FUND - 412061 - ADMINISTRATION

ACCOUNT-----	TITLE -----	----- 2022-2023 -----		2023-2024	2024-2025	NET
		BUDGET	ACTUAL	BUDGET	PROPOSED	CHANGE
TOTAL OTHER CHARGES		94,300	82,456	97,670	95,040	(2,630)
46010	OFFICE SUPPLIES	1,000	1,079	1,000	1,000	-
46070	REPAIR & MAINT. SUPPLIES	1,000	932	1,000	1,000	-
46050	JANITORIAL SUPPLIES	2,000	2,174	2,000	2,000	-
46090	POWERED EQUIPMENT SUPPLY	1,000	349	1,000	1,000	-
46110	UNIFORMS	2,000	1,486	2,000	2,250	250
46120	BOOKS & SUBSCRIPTIONS	500	1,044	500	500	-
46140	OTHER OPERATING SUPPLIES	1,000	2,310	1,000	2,000	1,000
TOTAL MATERIALS & SUPPLIES		8,500	9,374	8,500	9,750	1,250
TOTAL OTHER OPERATING EXPENSES		352,692	303,116	382,423	393,275	10,852
TOTAL ADMINISTRATION		810,752	745,149	930,335	1,001,673	71,338

CITY OF HARRISONBURG, VA
EXPENDITURE BUDGET

FUND - 2012 - SEWER FUND
 FUNCTION - 4020 - SEWER FUND
 ACTIVITY - 422061 - TREATMENT & DISPOSAL
 DEPARTMENT - 0000 - TREATMENT & DISPOSAL
 DEPT/FUND - 422061 - TREATMENT & DISPOSAL

ACCOUNT-----	TITLE -----	----- 2022-2023 -----		2023-2024	2024-2025	NET
		BUDGET	ACTUAL	BUDGET	PROPOSED	CHANGE
43840	HRRSA - OPERATING	2,930,000	2,996,188	3,700,000	3,803,760	103,760
43841	HRRSA - PRETREATMENT	60,000	5,823	55,000	55,220	220
43842	HRRSA - CAPITAL OUTLAY	150,000	145,653	155,000	164,510	9,510
43844	HRRSA - CONSTRUCTION	1,150,000	1,125,123	950,000	1,118,880	168,880
TOTAL PURCHASED SERVICES		4,290,000	4,272,787	4,860,000	5,142,370	282,370
TOTAL OTHER OPERATING EXPENSES		4,290,000	4,272,787	4,860,000	5,142,370	282,370
TOTAL TREATMENT & DISPOSAL		4,290,000	4,272,787	4,860,000	5,142,370	282,370

CITY OF HARRISONBURG, VA
EXPENDITURE BUDGET

FUND - 2012 - SEWER FUND
FUNCTION - 4020 - SEWER FUND
ACTIVITY - 432061 - COLLECTION & TRANSMISSION
DEPARTMENT - 0000 - COLLECTION & TRANSMISSION
DEPT/FUND - 432061 - COLLECTION & TRANSMISSION

ACCOUNT-----	TITLE -----	----- 2022-2023 -----	----- 2023-2024 -----	----- 2024-2025 -----	NET	
BUDGET	ACTUAL	BUDGET	PROPOSED	CHANGE		
41010	SALARIES & WAGES-REG.	494,898	490,399	584,111	621,920	37,809
41017	STAND BY PAY	12,941	11,217	12,940	12,941	1
41020	SALARIES & WAGES-O/T	8,860	7,663	8,816	8,155	(661)
41027	STANDBY & BLENDED - OT	28,351	14,744	23,508	27,182	3,674
41030	PT SALARIES & WAGES-REG	3,175	301	3,271	3,271	-
41050	ANNUAL LEAVE - SEPARATION	1,000				-
41051	SICK LEAVE - SEPARATION	1,000				-
41053	ANNUAL LEAVE - PAYOUT		211			-
TOTAL PERSONAL SERVICES		550,225	524,536	632,646	673,469	40,823
TOTAL PERSONAL SERVICES		550,225	524,536	632,646	673,469	40,823
42010	FICA	48,977	37,436	48,397	51,520	3,123
42020	RETIREMENT - VRS	86,039	72,300	85,923	86,510	587
42030	RETIREMENT - VRS (DC)				8,420	8,420
42050	HEALTH INSURANCE	103,240	78,803	110,136	109,211	(925)
42060	LIFE INSURANCE - VRS	7,838	6,586	7,827	8,334	507
42070	DISABILITY (VLDP)	1,438	1,123	1,566	1,785	219
42080	DENTAL INSURANCE	1,716	1,062	1,716	1,716	-
42110	WORKER'S COMP.	13,844	13,045	13,680	14,170	490
TOTAL FRINGE BENEFITS		263,092	210,355	269,245	281,666	12,421
43310	REPAIRS & MAINTENANCE	1,000	235	1,000	1,000	-
43890	STATE FEES AND PERMITS	750		750	750	-
TOTAL PURCHASED SERVICES		1,750	235	1,750	1,750	-
44200	C.G. - PARTS AND LABOR	148,000	136,824	156,400	155,100	(1,300)
44310	C.G. - FUEL	65,200	74,815	65,200	85,300	20,100
44314	INVENTORY ADJ - UTILITIES	1,000		1,000	1,000	-
TOTAL INTERNAL SERVICES		214,200	211,639	222,600	241,400	18,800
45136	LANDFILL/STEAM PLANT	500	6	500	500	-
45305	PROPERTY/LIABILITY INS.			38,680	37,200	(1,480)
45350	VEHICLE & EQUIPMENT INS.	22,110	20,385			-
45370	PUB.OFFICIAL LIABILITY IN	1,340	1,272			-
45380	GENERAL LIABILITY INS.	12,770	13,714			-
45394	RETIREE H'CARE BENEFIT	2,100				-
45410	LEASE/RENT OF EQUIPMENT	4,000	355	4,000	2,000	(2,000)
45850	FREIGHT & DRAYAGE	1,000	2,021	1,000	1,000	-
TOTAL OTHER CHARGES		43,820	37,754	44,180	40,700	(3,480)
46070	REPAIR & MAINT. SUPPLIES	13,000	13,612	13,000	11,000	(2,000)

CITY OF HARRISONBURG, VA
EXPENDITURE BUDGET

FUND - 2012 - SEWER FUND
 FUNCTION - 4020 - SEWER FUND
 ACTIVITY - 432061 - COLLECTION & TRANSMISSION
 DEPARTMENT - 0000 - COLLECTION & TRANSMISSION
 DEPT/FUND - 432061 - COLLECTION & TRANSMISSION

ACCOUNT-----	TITLE -----	----- 2022-2023 -----		2023-2024	2024-2025	NET
		BUDGET	ACTUAL	BUDGET	PROPOSED	CHANGE
46074	MAINT&REP SUPP-MAINS	22,000	27,536	22,000	30,000	8,000
46090	POWERED EQUIPMENT SUPPLY	3,000	11,113	3,000	10,000	7,000
46110	UNIFORMS	8,800	6,588	8,800	8,800	-
46140	OTHER OPERATING SUPPLIES	10,000	5,840	10,000	8,000	(2,000)
46145	SAFETY MATERIALS	7,500	4,432	7,500	7,500	-
46170	EMS/MEDICAL SUPPLIES	500	663	500	600	100
TOTAL MATERIALS & SUPPLIES		64,800	69,783	64,800	75,900	11,100
TOTAL OTHER OPERATING EXPENSES		587,662	529,766	602,575	641,416	38,841
TOTAL COLLECTION & TRANSMISSION		1,137,887	1,054,302	1,235,221	1,314,885	79,664

CITY OF HARRISONBURG, VA
EXPENDITURE BUDGET

FUND - 2012 - SEWER FUND
 FUNCTION - 4020 - SEWER FUND
 ACTIVITY - 442061 - MISCELLANEOUS
 DEPARTMENT - 0000 - MISCELLANEOUS
 DEPT/FUND - 442061 - MISCELLANEOUS

ACCOUNT-----	TITLE -----	----- 2022-2023 -----	----- 2023-2024 -----	----- 2024-2025 -----	NET	
		BUDGET	ACTUAL	BUDGET	PROPOSED	CHANGE
43120	ACCOUNTING & AUDITING	11,130	11,530	12,450	13,450	1,000
TOTAL PURCHASED SERVICES		11,130	11,530	12,450	13,450	1,000
45355	INSURANCE DEDUCTIBLE	20,000		20,000	20,000	-
TOTAL OTHER CHARGES		20,000		20,000	20,000	-
TOTAL OTHER OPERATING EXPENSES		31,130	11,530	32,450	33,450	1,000
48310	DEPRECIATION	1,193,400	1,193,400	1,155,300	1,146,600	(8,700)
TOTAL DEPRECIATION		1,193,400	1,193,400	1,155,300	1,146,600	(8,700)
TOTAL CAPITAL OUTLAY		1,193,400	1,193,400	1,155,300	1,146,600	(8,700)
49215	PROP. TAX-PUBLIC UTILITY	433,500	433,500	454,500	483,300	28,800
TOTAL FUND TRANSFERS		433,500	433,500	454,500	483,300	28,800
49311	RES FOR PAY ADJUSTMENTS			156,800	66,650	(90,150)
TOTAL RESERVES				156,800	66,650	(90,150)
TOTAL OTHER USES OF FUNDS		433,500	433,500	611,300	549,950	(61,350)
TOTAL MISCELLANEOUS		1,658,030	1,638,430	1,799,050	1,730,000	(69,050)

CITY OF HARRISONBURG, VA
EXPENDITURE BUDGET

FUND - 2012 - SEWER FUND
FUNCTION - 4020 - SEWER FUND
ACTIVITY - 452061 - UTILITY BILLING-SEWER
DEPARTMENT - 0000 - UTILITY BILLING-SEWER
DEPT/FUND - 452061 - UTILITY BILLING-SEWER

ACCOUNT-----	TITLE -----	----- 2022-2023 -----	----- 2023-2024 -----	2024-2025	NET	
BUDGET	ACTUAL	BUDGET	PROPOSED	CHANGE		
41010	SALARIES & WAGES-REG.	314,502	292,384	346,893	382,298	35,405
41017	STAND BY PAY				104	104
41020	SALARIES & WAGES-O/T		247			-
41030	PT SALARIES & WAGES-REG	11,311	9,246	8,632	28,313	19,681
41050	ANNUAL LEAVE - SEPARATION	1,000				-
41051	SICK LEAVE - SEPARATION	1,000				-
41053	ANNUAL LEAVE - PAYOUT		3,007			-
41060	PTO - SEPARATION		176			-
TOTAL PERSONAL SERVICES		327,813	305,061	355,525	410,715	55,190
TOTAL PERSONAL SERVICES		327,813	305,061	355,525	410,715	55,190
42010	FICA	25,078	21,547	27,198	31,420	4,222
42020	RETIREMENT - VRS	46,263	43,132	51,029	53,178	2,149
42030	RETIREMENT - VRS (DC)				5,843	5,843
42050	HEALTH INSURANCE	37,206	47,117	64,959	62,566	(2,393)
42060	LIFE INSURANCE - VRS	4,214	3,929	4,649	5,123	474
42070	DISABILITY (VLDP)	1,099	868	1,143	1,239	96
42080	DENTAL INSURANCE	936	643	1,092	1,092	-
42110	WORKER'S COMP.	3,856	2,156	2,174	3,160	986
TOTAL FRINGE BENEFITS		118,652	119,391	152,244	163,621	11,377
43320	SERVICE CONTRACTS	3,760	3,151	3,760	3,760	-
43382	H2O LOSS MGT-METER TEST	30,000	44	40,000	70,000	30,000
TOTAL PURCHASED SERVICES		33,760	3,196	43,760	73,760	30,000
44200	C.G. - PARTS AND LABOR	10,200	12,591	13,300	20,800	7,500
44310	C.G. - FUEL	8,900	9,539	8,900	10,000	1,100
TOTAL INTERNAL SERVICES		19,100	22,130	22,200	30,800	8,600
45210	POSTAGE	200	195	200		(200)
45305	PROPERTY/LIABILITY INS.			7,080	6,810	(270)
45350	VEHICLE & EQUIPMENT INS.	1,250	1,143			-
45370	PUB.OFFICIAL LIABILITY IN	480	456			-
45380	GENERAL LIABILITY INS.	4,610	4,950			-
45394	RETIREE H'CARE BENEFIT	7,560	7,560	7,560	7,560	-
45530	TRAINING & TRAVEL	2,000		2,000	2,000	-
TOTAL OTHER CHARGES		16,100	14,304	16,840	16,370	(470)
46070	REPAIR & MAINT. SUPPLIES	57,100	86,615	55,000	75,000	20,000
46072	MAINT&REP SUPP-METER REPL	10,000	4,241	10,000	10,000	-
46110	UNIFORMS	2,000	1,298	2,000	2,000	-

CITY OF HARRISONBURG, VA
EXPENDITURE BUDGET

FUND - 2012 - SEWER FUND
 FUNCTION - 4020 - SEWER FUND
 ACTIVITY - 452061 - UTILITY BILLING-SEWER
 DEPARTMENT - 0000 - UTILITY BILLING-SEWER
 DEPT/FUND - 452061 - UTILITY BILLING-SEWER

ACCOUNT-----	TITLE -----	-----	2022-2023 -----	-----	2023-2024	2024-2025	NET
		BUDGET	ACTUAL		BUDGET	PROPOSED	CHANGE
46140	OTHER OPERATING SUPPLIES	4,000	2,438		4,000	2,000	(2,000)
46145	SAFETY MATERIALS	500	137		500	250	(250)
TOTAL MATERIALS & SUPPLIES		73,600	94,728		71,500	89,250	17,750
TOTAL OTHER OPERATING EXPENSES		261,212	253,749		306,544	373,801	67,257
TOTAL UTILITY BILLING-SEWER		589,025	558,810		662,069	784,516	122,447

CITY OF HARRISONBURG, VA
EXPENDITURE BUDGET

FUND - 2012 - SEWER FUND
 FUNCTION - 4020 - SEWER FUND
 ACTIVITY - 462061 - PUMPING & MONITORING
 DEPARTMENT - 0000 - PUMPING & MONITORING
 DEPT/FUND - 462061 - PUMPING & MONITORING

ACCOUNT-----	TITLE -----	----- 2022-2023 -----	----- 2023-2024 -----	----- 2024-2025 -----	NET	
		BUDGET	ACTUAL	BUDGET	PROPOSED	CHANGE
41010	SALARIES & WAGES-REG.	229,632	219,194	223,749	232,351	8,602
41017	STAND BY PAY	8,627	8,073	8,627	8,627	-
41020	SALARIES & WAGES-O/T	4,485	867	1,153	1,197	44
41027	STANDBY & BLENDED - OT	8,969	1,656	3,074	3,192	118
41050	ANNUAL LEAVE - SEPARATION	1,000		1,000		(1,000)
41051	SICK LEAVE - SEPARATION	1,000		1,000		(1,000)
41053	ANNUAL LEAVE - PAYOUT		623			-
TOTAL PERSONAL SERVICES		253,713	230,412	238,603	245,367	6,764
TOTAL PERSONAL SERVICES		253,713	230,412	238,603	245,367	6,764
42010	FICA	19,409	16,454	18,253	18,771	518
42020	RETIREMENT - VRS	33,779	32,196	32,913	32,321	(592)
42030	RETIREMENT - VRS (DC)				4,955	4,955
42050	HEALTH INSURANCE	33,515	33,359	36,998	49,206	12,208
42060	LIFE INSURANCE - VRS	3,077	2,933	2,999	3,113	114
42070	DISABILITY (VLDP)	956	988	1,014	1,050	36
42080	DENTAL INSURANCE	546	396	546	546	-
42110	WORKER'S COMP.	5,370	6,029	13,162	6,160	(7,002)
TOTAL FRINGE BENEFITS		96,652	92,355	105,885	116,122	10,237
43320	SERVICE CONTRACTS	10,968	6,377	10,968	11,000	32
43331	MAINT & REP.-PUMPS & MACH	2,000		2,000	2,000	-
TOTAL PURCHASED SERVICES		12,968	6,377	12,968	13,000	32
44200	C.G. - PARTS AND LABOR	17,900	15,510	20,700	20,800	100
44310	C.G. - FUEL	17,000	20,778	17,000	21,000	4,000
TOTAL INTERNAL SERVICES		34,900	36,288	37,700	41,800	4,100
45110	ELECTRICITY	12,000	11,848	16,000	16,500	500
45130	WATER & SEWER	650	1,129	650	650	-
45305	PROPERTY/LIABILITY INS.			11,360	10,930	(430)
45310	BOILER & MACHINERY INS.	600	543			-
45340	PROPERTY INSURANCE	1,240	1,200			-
45350	VEHICLE & EQUIPMENT INS.	3,200	2,924			-
45370	PUB.OFFICIAL LIABILITY IN	520	493			-
45380	GENERAL LIABILITY INS.	4,930	5,295			-
45850	FREIGHT & DRAYAGE	100		100	100	-
TOTAL OTHER CHARGES		23,240	23,433	28,110	28,180	70
46070	REPAIR & MAINT. SUPPLIES		85			-
46061	MATERIALS - PUMPS	5,000	9,255	5,000	10,000	5,000

CITY OF HARRISONBURG, VA
EXPENDITURE BUDGET

FUND - 2012 - SEWER FUND
 FUNCTION - 4020 - SEWER FUND
 ACTIVITY - 462061 - PUMPING & MONITORING
 DEPARTMENT - 0000 - PUMPING & MONITORING
 DEPT/FUND - 462061 - PUMPING & MONITORING

ACCOUNT-----	TITLE -----	----- 2022-2023 -----		2023-2024	2024-2025	NET
		BUDGET	ACTUAL	BUDGET	PROPOSED	CHANGE
46062	MATERIALS - SCADA	4,500	4,054	4,500	3,000	(1,500)
46063	MATERIALS - GENERAL	5,000	2,471	5,000	5,000	-
46080	POWERED EQUIPMENT FUELS	1,500	2,249	1,500	1,500	-
46110	UNIFORMS	2,000	3,099	2,000	2,000	-
TOTAL MATERIALS & SUPPLIES		18,000	21,214	18,000	21,500	3,500
TOTAL OTHER OPERATING EXPENSES		185,760	179,666	202,663	220,602	17,939
TOTAL PUMPING & MONITORING		439,473	410,078	441,266	465,969	24,703

CITY OF HARRISONBURG, VA
EXPENDITURE BUDGET

FUND - 2012 - SEWER FUND
 FUNCTION - 4020 - SEWER FUND
 ACTIVITY - 472061 - CAPITAL OUTLAY
 DEPARTMENT - 0000 - CAPITAL OUTLAY
 DEPT/FUND - 472061 - CAPITAL OUTLAY

ACCOUNT-----	TITLE -----	----- 2022-2023 -----		2023-2024	2024-2025	NET
		BUDGET	ACTUAL	BUDGET	PROPOSED	CHANGE
48111	MACHINERY & EQUIPMENT	25,000	22,506	25,000	5,000	(20,000)
48151	MOTOR VEHICLES & EQUIP.	504,870	120,602	185,000	150,000	(35,000)
48161	CONST. VEHICLES & EQUIP.			300,000	250,000	(50,000)
48221	FURNITURE & FIXTURES	3,000	354	3,000	3,000	-
48271	EDP EQUIPMENT	15,000	15,811	15,000	15,000	-
48273	SOFTWARE	39,000		39,000	39,000	-
48298	INSTALL SER. LINES (CITY)	10,000	23,818	10,000	10,000	-
TOTAL CAPITAL OUTLAY		596,870	183,091	577,000	472,000	(105,000)
TOTAL CAPITAL OUTLAY		596,870	183,091	577,000	472,000	(105,000)
TOTAL CAPITAL OUTLAY		596,870	183,091	577,000	472,000	(105,000)

CITY OF HARRISONBURG, VA
EXPENDITURE BUDGET

FUND - 2012 - SEWER FUND
 FUNCTION - 4020 - SEWER FUND
 ACTIVITY - 482061 - DEBT SERVICE
 DEPARTMENT - 0000 - DEBT SERVICE
 DEPT/FUND - 482061 - DEBT SERVICE

ACCOUNT-----	TITLE -----	----- 2022-2023 -----	----- 2023-2024 -----	2024-2025	NET	
		BUDGET	ACTUAL	BUDGET	PROPOSED	CHANGE
47060	HRRSA - DEBT SERVICE	2,700,000	2,671,007	2,700,000	2,693,040	(6,960)
	TOTAL PMT. TO JOINT OPERATIONS	2,700,000	2,671,007	2,700,000	2,693,040	(6,960)
	TOTAL OTHER OPERATING EXPENSES	2,700,000	2,671,007	2,700,000	2,693,040	(6,960)
	TOTAL DEBT SERVICE	2,700,000	2,671,007	2,700,000	2,693,040	(6,960)

CITY OF HARRISONBURG, VA
EXPENDITURE BUDGET

FUND - 2012 - SEWER FUND
 FUNCTION - 4020 - SEWER FUND
 ACTIVITY - 492061 - TRANSFERS
 DEPARTMENT - 0000 - TRANSFERS
 DEPT/FUND - 492061 - TRANSFERS

ACCOUNT-----	TITLE -----	----- 2022-2023 -----		2023-2024	2024-2025	NET
		BUDGET	ACTUAL	BUDGET	PROPOSED	CHANGE
49210	TR TO GENERAL FUND	923,400	923,400	923,400	923,400	-
49244	TR TO SEWER CAP PROJ	1,914,307	1,914,307	1,073,666	1,304,998	231,332
49260	TR TO CENTRAL STORES FUND	51,944	51,944	58,413	56,339	(2,074)
TOTAL FUND TRANSFERS		2,889,651	2,889,651	2,055,479	2,284,737	229,258
TOTAL OTHER USES OF FUNDS		2,889,651	2,889,651	2,055,479	2,284,737	229,258
TOTAL TRANSFERS		2,889,651	2,889,651	2,055,479	2,284,737	229,258
TOTAL SEWER FUND		15,111,688	14,423,304	15,260,420	15,889,190	628,770

CITY OF HARRISONBURG, VA
EXPENDITURE BUDGET

FUND - 2013 - PUBLIC TRNSPORTATION FUND
FUNCTION - 8020 - PUBLIC TRANSIT
ACTIVITY - 812081 - TRANSIT BUSES
DEPARTMENT - 0000 - TRANSIT BUSES
DEPT/FUND - 812081 - TRANSIT BUSES

ACCOUNT-----	TITLE -----	----- 2022-2023 -----	----- 2023-2024 -----	----- 2024-2025 -----	NET	
		BUDGET	ACTUAL	BUDGET	PROPOSED	CHANGE
41010	SALARIES & WAGES-REG.	1,236,100	1,031,893	1,315,666	1,495,154	179,488
41020	SALARIES & WAGES-O/T	239,788	273,332	280,450	224,894	(55,556)
41030	PT SALARIES & WAGES-REG	870,580	537,362	852,883	908,877	55,994
41040	PT SALARIES & WAGES-O/T	54,103	80,218	70,354	75,900	5,546
41050	ANNUAL LEAVE - SEPARATION	1,000	3,076	5,000	5,000	-
41051	SICK LEAVE - SEPARATION	10,000	653	10,000	10,000	-
41053	ANNUAL LEAVE - PAYOUT		510			-
41054	PTO - PAYOUT		1,448			-
41060	PTO - SEPARATION	4,000	3,972	6,000	6,000	-
41200	INCENTIVE PAYMENT		500			-
TOTAL PERSONAL SERVICES		2,415,571	1,932,965	2,540,353	2,725,825	185,472
TOTAL PERSONAL SERVICES		2,415,571	1,932,965	2,540,353	2,725,825	185,472
42010	FICA	184,791	141,890	194,337	208,526	14,189
42020	RETIREMENT - VRS	216,797	154,312	228,117	247,398	19,281
42030	RETIREMENT - VRS (DC)				39,397	39,397
42050	HEALTH INSURANCE	250,039	123,100	226,450	265,486	39,036
42060	LIFE INSURANCE - VRS	19,597	14,058	20,780	23,833	3,053
42070	DISABILITY (VLDP)	5,680	3,917	5,869	8,352	2,483
42080	DENTAL INSURANCE	6,063	3,444	6,066	6,460	394
42090	UNEMPLOYMENT	5,000		5,000	5,000	-
42110	WORKER'S COMP.	37,853	23,231	23,310	40,828	17,518
TOTAL FRINGE BENEFITS		725,820	463,953	709,929	845,280	135,351
43100	PROFESSIONAL SERVICES	402,380	62,639	700,000	700,000	-
43110	MEDICAL SERVICES	20,000	10,695	20,000	25,000	5,000
43133	COMPUTER SUPPORT	500		500	500	-
43320	SERVICE CONTRACTS	90,000	23,366	150,000	150,000	-
43330	MAINT & REP.-MACH & EQUIP	2,000		2,000	2,000	-
43336	MAINT & REP.-RADIO EQUIP	500		500	500	-
43360	MAINT & REP.-BLDGS & GNDS	5,500	2,594	6,500	6,500	-
43600	ADVERTISING	6,000	2,085	6,500	6,500	-
TOTAL PURCHASED SERVICES		526,880	101,379	886,000	891,000	5,000
44200	C.G. - PARTS AND LABOR	1,328,400	1,077,972	1,433,900	1,435,000	1,100
44300	CENTRAL STORES	16,000		10,000	10,000	-
44310	C.G. - FUEL	648,400	550,613	648,400	648,400	-
TOTAL INTERNAL SERVICES		1,992,800	1,628,584	2,092,300	2,093,400	1,100
45210	POSTAGE	100	23	100	100	-
45230	TELECOMMUNICATIONS	2,500	29,162	30,000	40,000	10,000
45305	PROPERTY/LIABILITY INS.			19,150	18,420	(730)

CITY OF HARRISONBURG, VA
EXPENDITURE BUDGET

FUND - 2013 - PUBLIC TRNSPORTATION FUND
FUNCTION - 8020 - PUBLIC TRANSIT
ACTIVITY - 812081 - TRANSIT BUSES
DEPARTMENT - 0000 - TRANSIT BUSES
DEPT/FUND - 812081 - TRANSIT BUSES

ACCOUNT-----	TITLE -----	----- 2022-2023 -----	----- 2023-2024 -----	2024-2025	NET
		BUDGET	ACTUAL	PROPOSED	CHANGE
45350	VEHICLE & EQUIPMENT INS.	3,010	2,752		-
45351	VEH & EQUIP INS (VTLP)	160,000	103,705	180,000	20,000
45355	INSURANCE DEDUCTIBLE	55,000		55,000	-
45360	SURETY BONDS	80	79		-
45370	PUB.OFFICIAL LIABILITY IN	10,040	9,524		-
45380	GENERAL LIABILITY INS.	3,650	3,920		-
45394	RETIREE H'CARE BENEFIT	2,640	3,120	2,640	7,080
45530	TRAINING & TRAVEL	20,000	8,870	25,000	-
45810	DUES & MEMBERSHIPS	15,000	11,427	20,000	-
TOTAL OTHER CHARGES		272,020	172,581	331,890	36,350
46010	OFFICE SUPPLIES	350	399	2,000	-
46070	REPAIR & MAINT. SUPPLIES	500		500	-
46120	BOOKS & SUBSCRIPTIONS	1,000	300	1,000	-
46140	OTHER OPERATING SUPPLIES	45,000	35,730	50,000	5,000
46200	COMPUTER (DESKTOP_LAPTOP)			2,500	2,500
TOTAL MATERIALS & SUPPLIES		46,850	36,429	53,500	7,500
TOTAL OTHER OPERATING EXPENSES		3,564,370	2,402,927	4,073,619	185,301
48271	EDP EQUIPMENT		2,471		-
TOTAL CAPITAL OUTLAY			2,471		-
TOTAL CAPITAL OUTLAY			2,471		-
TOTAL TRANSIT BUSES		5,979,941	4,338,363	6,613,972	370,773

CITY OF HARRISONBURG, VA
EXPENDITURE BUDGET

FUND - 2013 - PUBLIC TRNSPORTATION FUND
 FUNCTION - 8020 - PUBLIC TRANSIT
 ACTIVITY - 842081 - MISCELLANEOUS
 DEPARTMENT - 0000 - MISCELLANEOUS
 DEPT/FUND - 842081 - MISCELLANEOUS

ACCOUNT-----	TITLE -----	----- 2022-2023 -----		2023-2024	2024-2025	NET
		BUDGET	ACTUAL	BUDGET	PROPOSED	CHANGE
49311	RES FOR PAY ADJUSTMENTS			359,900	124,540	(235,360)
49316	MICROTRANSIT GRANT				500,000	500,000
TOTAL RESERVES				359,900	624,540	264,640
TOTAL OTHER USES OF FUNDS				359,900	624,540	264,640
TOTAL MISCELLANEOUS				359,900	624,540	264,640

CITY OF HARRISONBURG, VA
EXPENDITURE BUDGET

FUND - 2013 - PUBLIC TRNSPORTATION FUND
 FUNCTION - 8020 - PUBLIC TRANSIT
 ACTIVITY - 852081 - PARATRANSIT BUSES
 DEPARTMENT - 0000 - PARATRANSIT BUSES
 DEPT/FUND - 852081 - PARATRANSIT BUSES

ACCOUNT-----	TITLE -----	----- 2022-2023 -----	----- 2023-2024 -----	2024-2025	NET	
		BUDGET	ACTUAL	PROPOSED	CHANGE	
41010	SALARIES & WAGES-REG.	342,933	369,410	442,443	617,971	175,528
41020	SALARIES & WAGES-O/T	50,000	89,320	85,000	100,100	15,100
41030	PT SALARIES & WAGES-REG	108,475	35,098	94,052	94,611	559
41040	PT SALARIES & WAGES-O/T	17,500	13,381	20,000	14,000	(6,000)
41050	ANNUAL LEAVE - SEPARATION	200		5,000	5,000	-
41051	SICK LEAVE - SEPARATION	200		10,000	10,000	-
TOTAL PERSONAL SERVICES		519,308	507,209	656,495	841,682	185,187
TOTAL PERSONAL SERVICES		519,308	507,209	656,495	841,682	185,187
42010	FICA	39,727	35,553	50,222	64,389	14,167
42020	RETIREMENT - VRS	52,870	54,361	67,575	89,715	22,140
42030	RETIREMENT - VRS (DC)				10,494	10,494
42050	HEALTH INSURANCE	67,375	67,101	111,702	117,414	5,712
42060	LIFE INSURANCE - VRS	4,805	4,952	6,156	8,643	2,487
42070	DISABILITY (VLDP)	730	813	1,348	2,224	876
42080	DENTAL INSURANCE	780	1,011	1,687	2,174	487
42090	UNEMPLOYMENT	5,000		5,000	5,000	-
42110	WORKER'S COMP.	8,735	8,443	8,986	12,898	3,912
TOTAL FRINGE BENEFITS		180,022	172,234	252,676	312,951	60,275
43100	PROFESSIONAL SERVICES	100		100	200	100
43110	MEDICAL SERVICES	500	545	500	1,500	1,000
43133	COMPUTER SUPPORT	100		100	100	-
43320	SERVICE CONTRACTS	17,000	11,959	25,000	55,000	30,000
43336	MAINT & REP.-RADIO EQUIP		70	200	200	-
43360	MAINT & REP.-BLDGS & GNDS	100	57	100	100	-
43600	ADVERTISING	500	25	500	500	-
TOTAL PURCHASED SERVICES		18,300	12,656	26,500	57,600	31,100
44200	C.G. - PARTS AND LABOR	98,400	111,626	112,300	123,100	10,800
44300	CENTRAL STORES	200		200	200	-
44310	C.G. - FUEL	88,600	100,151	100,700	107,200	6,500
TOTAL INTERNAL SERVICES		187,200	211,777	213,200	230,500	17,300
45210	POSTAGE	100	21	100	100	-
45230	TELECOMMUNICATIONS	1,000	6,822	8,000	8,500	500
45305	PROPERTY/LIABILITY INS.			2,720	2,620	(100)
45350	VEHICLE & EQUIPMENT INS.	40	36			-
45351	VEH & EQUIP INS (VTLP)	30,000	16,882	35,000	35,000	-
45355	INSURANCE DEDUCTIBLE	6,000		6,000	6,000	-
45360	SURETY BONDS	10	10			-
45370	PUB.OFFICIAL LIABILITY IN	1,680	1,593			-

CITY OF HARRISONBURG, VA
EXPENDITURE BUDGET

FUND - 2013 - PUBLIC TRANSPORTATION FUND
 FUNCTION - 8020 - PUBLIC TRANSIT
 ACTIVITY - 852081 - PARATRANSIT BUSES
 DEPARTMENT - 0000 - PARATRANSIT BUSES
 DEPT/FUND - 852081 - PARATRANSIT BUSES

ACCOUNT-----	TITLE -----	----- 2022-2023 -----		2023-2024	2024-2025	NET
		BUDGET	ACTUAL	BUDGET	PROPOSED	CHANGE
45380	GENERAL LIABILITY INS.	610	655			-
45530	TRAINING & TRAVEL	8,000	2,821	10,000	10,000	-
45810	DUES & MEMBERSHIPS	2,000	1,860	2,000	2,000	-
TOTAL OTHER CHARGES		49,440	30,700	63,820	64,220	400
46010	OFFICE SUPPLIES	100	5	100	100	-
46070	REPAIR & MAINT. SUPPLIES	500		500	500	-
46120	BOOKS & SUBSCRIPTIONS	100	49	100	100	-
46140	OTHER OPERATING SUPPLIES	5,000	248	5,000	5,000	-
TOTAL MATERIALS & SUPPLIES		5,700	302	5,700	5,700	-
TOTAL OTHER OPERATING EXPENSES		440,662	427,669	561,896	670,971	109,075
TOTAL PARATRANSIT BUSES		959,970	934,878	1,218,391	1,512,653	294,262

CITY OF HARRISONBURG, VA
EXPENDITURE BUDGET

FUND - 2013 - PUBLIC TRNSPORTATION FUND
FUNCTION - 8020 - PUBLIC TRANSIT
ACTIVITY - 862081 - ADMINISTRATION
DEPARTMENT - 0000 - ADMINISTRATION
DEPT/FUND - 862081 - ADMINISTRATION

ACCOUNT-----	TITLE -----	----- 2022-2023 -----	----- 2023-2024 -----	2024-2025	NET
		BUDGET	ACTUAL	PROPOSED	CHANGE
41010	SALARIES & WAGES-REG.	428,952	422,489	431,515	80,480
41020	SALARIES & WAGES-O/T	25,155	28,743	26,855	3,427
41030	PT SALARIES & WAGES-REG	26,944	6,573	26,686	(15,430)
41040	PT SALARIES & WAGES-O/T	4,185	2,376	4,185	(1,365)
41050	ANNUAL LEAVE - SEPARATION	2,250		2,250	-
41051	SICK LEAVE - SEPARATION	2,500		2,500	-
41053	ANNUAL LEAVE - PAYOUT		780		-
41054	PTO - PAYOUT		1,127		-
41060	PTO - SEPARATION	1,750	858	2,000	-
TOTAL PERSONAL SERVICES		491,736	462,945	495,991	67,112
TOTAL PERSONAL SERVICES		491,736	462,945	495,991	67,112
42010	FICA	37,618	33,400	37,943	5,135
42020	RETIREMENT - VRS	63,099	61,937	63,476	7,744
42030	RETIREMENT - VRS (DC)			7,440	7,440
42050	HEALTH INSURANCE	56,281	44,257	53,639	19,378
42060	LIFE INSURANCE - VRS	5,749	5,642	5,782	1,079
42070	DISABILITY (VLDP)	1,169	1,146	1,295	282
42080	DENTAL INSURANCE	1,283	1,157	1,283	102
42090	UNEMPLOYMENT	1,800		1,830	(1,830)
42110	WORKER'S COMP.	1,763	1,755	1,872	(302)
TOTAL FRINGE BENEFITS		168,762	149,294	167,120	39,028
43100	PROFESSIONAL SERVICES	410	120	500	-
43110	MEDICAL SERVICES	450	98	550	60
43120	ACCOUNTING & AUDITING	3,970	4,180	4,600	275
43133	COMPUTER SUPPORT	15,000		15,000	-
43320	SERVICE CONTRACTS	41,750	16,230	44,000	3,000
43330	MAINT & REP.-MACH & EQUIP	3,500	264	3,550	50
43360	MAINT & REP.-BLDGS & GNDS	10,250	19,034	11,750	270
43600	ADVERTISING	2,300	492	2,570	110
TOTAL PURCHASED SERVICES		77,630	40,416	82,520	3,765
44200	C.G. - PARTS AND LABOR	2,300	1,906	3,750	100
44300	CENTRAL STORES	3,250	2,896	3,120	700
44310	C.G. - FUEL	1,150	486	1,150	(600)
TOTAL INTERNAL SERVICES		6,700	5,288	8,020	200
45110	ELECTRICITY	35,500	27,257	38,000	1,750
45120	HEATING	700	376	780	10
45130	WATER & SEWER	1,650	1,489	1,780	120
45210	POSTAGE	700	699	700	-

CITY OF HARRISONBURG, VA
EXPENDITURE BUDGET

FUND - 2013 - PUBLIC TRNSPORTATION FUND
 FUNCTION - 8020 - PUBLIC TRANSIT
 ACTIVITY - 862081 - ADMINISTRATION
 DEPARTMENT - 0000 - ADMINISTRATION
 DEPT/FUND - 862081 - ADMINISTRATION

ACCOUNT-----	TITLE -----	----- 2022-2023 -----		2023-2024	2024-2025	NET
		BUDGET	ACTUAL	BUDGET	PROPOSED	CHANGE
45230	TELECOMMUNICATIONS	5,475	1,409	5,840	5,850	10
45305	PROPERTY/LIABILITY INS.			4,160	4,010	(150)
45340	PROPERTY INSURANCE	855	832			-
45350	VEHICLE & EQUIPMENT INS.	540	547			-
45370	PUB.OFFICIAL LIABILITY IN	1,610	1,575			-
45380	GENERAL LIABILITY INS.	585	645			-
45410	LEASE/RENT OF EQUIPMENT	11,250	9,085	15,500	15,750	250
45530	TRAINING & TRAVEL	6,450	2,661	7,000	7,050	50
45810	DUES & MEMBERSHIPS	1,000	459	1,050	1,050	-
TOTAL OTHER CHARGES		66,315	47,035	74,810	76,850	2,040
46010	OFFICE SUPPLIES	4,545	2,577	5,810	5,810	-
46070	REPAIR & MAINT. SUPPLIES	500		500	520	20
46110	UNIFORMS	5,250	3,755	6,100	6,550	450
46120	BOOKS & SUBSCRIPTIONS	125	152	130	180	50
46140	OTHER OPERATING SUPPLIES	19,000	16,704	19,000	20,750	1,750
46170	EMS/MEDICAL SUPPLIES	1,000	554	1,100	1,150	50
46200	COMPUTER (DESKTOP_LAPTOP)				9,250	9,250
TOTAL MATERIALS & SUPPLIES		30,420	23,742	32,640	44,210	11,570
TOTAL OTHER OPERATING EXPENSES		349,827	265,775	365,110	421,713	56,603
48271	EDP EQUIPMENT		9,014			-
TOTAL CAPITAL OUTLAY			9,014			-
TOTAL CAPITAL OUTLAY			9,014			-
TOTAL ADMINISTRATION		841,563	737,733	861,101	984,816	123,715

CITY OF HARRISONBURG, VA
EXPENDITURE BUDGET

FUND - 2013 - PUBLIC TRNSPORTATION FUND
FUNCTION - 8020 - PUBLIC TRANSIT
ACTIVITY - 872081 - CAPITAL OUTLAY
DEPARTMENT - 0000 - CAPITAL OUTLAY
DEPT/FUND - 872081 - CAPITAL OUTLAY

ACCOUNT-----	TITLE -----	----- 2022-2023 -----		2023-2024	2024-2025	NET
		BUDGET	ACTUAL	BUDGET	PROPOSED	CHANGE
48111	MACHINERY & EQUIPMENT	47,000		55,258		(55,258)
48121	FURNITURE & FIXTURES			23,000		(23,000)
48153	TRANSIT BUSES	8,273,500		300,000	391,680	91,680
48181	BUILDINGS & GROUNDS				123,790	123,790
48251	MOTOR VEHICLES & EQUIP.				184,860	184,860
48253	TRANSIT BUSES				2,935,840	2,935,840
48271	EDP EQUIPMENT	1,561,444	1,361,444	15,250		(15,250)
TOTAL CAPITAL OUTLAY		9,881,945	1,361,444	393,508	3,636,170	3,242,662
TOTAL CAPITAL OUTLAY		9,881,945	1,361,444	393,508	3,636,170	3,242,662
TOTAL CAPITAL OUTLAY		9,881,945	1,361,444	393,508	3,636,170	3,242,662

CITY OF HARRISONBURG, VA
EXPENDITURE BUDGET

FUND - 2013 - PUBLIC TRANSPORTATION FUND
 FUNCTION - 8020 - PUBLIC TRANSIT
 ACTIVITY - 892081 - TRANSFERS
 DEPARTMENT - 0000 - TRANSFERS
 DEPT/FUND - 892081 - TRANSFERS

ACCOUNT-----	TITLE -----	----- 2022-2023 -----		2023-2024	2024-2025	NET
		BUDGET	ACTUAL	BUDGET	PROPOSED	CHANGE
49210	TR TO GENERAL FUND	360,000	360,000	160,000	160,000	-
TOTAL FUND TRANSFERS		360,000	360,000	160,000	160,000	-
TOTAL OTHER USES OF FUNDS		360,000	360,000	160,000	160,000	-
TOTAL TRANSFERS		360,000	360,000	160,000	160,000	-
TOTAL PUBLIC TRANSPORTATION FUND		18,023,419	7,732,419	9,606,872	13,902,924	4,296,052

CITY OF HARRISONBURG, VA
EXPENDITURE BUDGET

FUND - 2014 - SANITATION FUND
 FUNCTION - 9020 - SANITATION
 ACTIVITY - 922041 - SOLID WASTE COLLECTION
 DEPARTMENT - 0000 - SOLID WASTE COLLECTION
 DEPT/FUND - 922041 - SOLID WASTE COLLECTION

ACCOUNT-----	TITLE -----	----- 2022-2023 -----	----- 2023-2024 -----	----- 2024-2025 -----	NET	
BUDGET		ACTUAL	BUDGET	PROPOSED	CHANGE	
41010	SALARIES & WAGES-REG.	767,813	771,443	770,020	865,737	95,717
41020	SALARIES & WAGES-O/T	7,928	7,536	8,712	9,769	1,057
41053	ANNUAL LEAVE - PAYOUT		3,343			-
TOTAL PERSONAL SERVICES		775,741	782,322	778,732	875,506	96,774
TOTAL PERSONAL SERVICES		775,741	782,322	778,732	875,506	96,774
42010	FICA	59,343	54,280	59,573	66,975	7,402
42020	RETIREMENT - VRS	112,946	112,944	113,270	120,424	7,154
42030	RETIREMENT - VRS (DC)				6,196	6,196
42050	HEALTH INSURANCE	147,489	148,524	174,467	181,521	7,054
42060	LIFE INSURANCE - VRS	10,289	10,289	10,318	11,601	1,283
42070	DISABILITY (VLDP)	712	793	787	1,314	527
42080	DENTAL INSURANCE	2,496	2,197	2,496	2,496	-
42110	WORKER'S COMP.	31,917	35,912	38,307	47,040	8,733
TOTAL FRINGE BENEFITS		365,192	364,938	399,218	437,567	38,349
43010	MISC. CONTRACTED SERVICES	7,500	171	7,500	7,500	-
43100	PROFESSIONAL SERVICES	2,200	1,481	200	200	-
43110	MEDICAL SERVICES	2,000	755	3,000	3,000	-
43320	SERVICE CONTRACTS	48,377	32,534	47,329	34,707	(12,622)
43330	MAINT & REP.-MACH & EQUIP	7,500	9,695	7,500	7,500	-
43350	MAINT & REP.-AUTO EQUIP.	1,000		1,000	1,000	-
43360	MAINT & REP.-BLDGS & GNDS	2,500	465	2,500	2,500	-
43600	ADVERTISING	13,000	1,916	5,500	5,500	-
43710	UNIFORM MAINTENANCE CONT.	5,800	4,399	6,400	6,400	-
43890	STATE FEES AND PERMITS	5,000	2,205	5,000	5,000	-
TOTAL PURCHASED SERVICES		94,877	53,619	85,929	73,307	(12,622)
44200	C.G. - PARTS AND LABOR	105,500	151,762	142,000	170,800	28,800
44300	CENTRAL STORES		9			-
44302	C.S.-POWER.EQUIP.SUPPLIES	3,500	2,746	3,500	3,500	-
44310	C.G. - FUEL	76,200	83,137	86,200	74,000	(12,200)
TOTAL INTERNAL SERVICES		185,200	237,655	231,700	248,300	16,600
45110	ELECTRICITY	6,000				-
45120	HEATING	1,500	210	1,500	1,500	-
45130	WATER & SEWER	1,200	336	1,200	1,200	-
45210	POSTAGE	1,000		250	250	-
45230	TELECOMMUNICATIONS	2,000	1,985	2,000	3,000	1,000
45305	PROPERTY/LIABILITY INS.			13,640	13,120	(520)
45350	VEHICLE & EQUIPMENT INS.	8,910	8,177			-
45370	PUB.OFFICIAL LIABILITY IN	2,880	2,732			-

CITY OF HARRISONBURG, VA
EXPENDITURE BUDGET

FUND - 2014 - SANITATION FUND
 FUNCTION - 9020 - SANITATION
 ACTIVITY - 922041 - SOLID WASTE COLLECTION
 DEPARTMENT - 0000 - SOLID WASTE COLLECTION
 DEPT/FUND - 922041 - SOLID WASTE COLLECTION

ACCOUNT-----	TITLE -----	-----	2022-2023 -----	2023-2024	2024-2025	NET
		BUDGET	ACTUAL	BUDGET	PROPOSED	CHANGE
45380	GENERAL LIABILITY INS.	1,050	1,127			-
45410	LEASE/RENT OF EQUIPMENT	1,500	183	1,500	2,357	857
45530	TRAINING & TRAVEL	5,800	1,174	2,200	2,200	-
45810	DUES & MEMBERSHIPS		85	250	250	-
TOTAL OTHER CHARGES		31,840	16,010	22,540	23,877	1,337
46010	OFFICE SUPPLIES	1,200	359	1,200	1,200	-
46070	REPAIR & MAINT. SUPPLIES	2,000	325	2,000	2,000	-
46077	MAINT&REP-BINS & EQUIPMNT	25,000	24,831	25,000	28,000	3,000
46080	POWERED EQUIPMENT FUELS	200		200	200	-
46140	OTHER OPERATING SUPPLIES	4,000	4,690	5,000	5,000	-
TOTAL MATERIALS & SUPPLIES		32,400	30,205	33,400	36,400	3,000
TOTAL OTHER OPERATING EXPENSES		709,509	702,427	772,787	819,451	46,664
TOTAL SOLID WASTE COLLECTION		1,485,250	1,484,749	1,551,519	1,694,957	143,438

CITY OF HARRISONBURG, VA
EXPENDITURE BUDGET

FUND - 2014 - SANITATION FUND
FUNCTION - 9020 - SANITATION
ACTIVITY - 932042 - LANDFILL
DEPARTMENT - 0000 - LANDFILL
DEPT/FUND - 932042 - LANDFILL

ACCOUNT-----	TITLE -----	----- 2022-2023 -----	----- 2023-2024 -----	----- 2024-2025 -----	NET
		BUDGET	ACTUAL	PROPOSED	CHANGE
41010	SALARIES & WAGES-REG.	46,359	46,626	52,042	6,136
41020	SALARIES & WAGES-O/T	2,449	251	3,002	354
41030	PT SALARIES & WAGES-REG	19,320			(21,344)
TOTAL PERSONAL SERVICES		68,128	46,877	55,044	(14,854)
TOTAL PERSONAL SERVICES		68,128	46,877	55,044	(14,854)
42010	FICA	5,212	3,014	4,211	(1,136)
42020	RETIREMENT - VRS	6,820	6,809	7,240	487
42050	HEALTH INSURANCE	15,500	15,737	19,833	1,498
42060	LIFE INSURANCE - VRS	621	620	697	82
42080	DENTAL INSURANCE	156	156	156	-
42110	WORKER'S COMP.	1,023	994	1,020	(27)
TOTAL FRINGE BENEFITS		29,332	27,331	33,157	904
43100	PROFESSIONAL SERVICES	169,096	61,267	96,000	5,000
43110	MEDICAL SERVICES	100		200	-
43140	ENGINEER., ARCH. & MAPPING	8,000		8,000	-
43320	SERVICE CONTRACTS	53	75	97	(8)
43330	MAINT & REP.-MACH & EQUIP	10,000	319	10,000	-
43360	MAINT & REP.-BLDGS & GNDS	3,000	7,324	15,000	-
43710	UNIFORM MAINTENANCE CONT.	300	296	400	-
43890	STATE FEES AND PERMITS	5,000	1,225	5,000	-
TOTAL PURCHASED SERVICES		195,549	70,506	134,697	4,992
44302	C.S.-POWER.EQUIP.SUPPLIES	1,000	149	1,000	-
TOTAL INTERNAL SERVICES		1,000	149	1,000	-
45110	ELECTRICITY	4,000	2,489	4,000	-
45210	POSTAGE	100		100	-
45305	PROPERTY/LIABILITY INS.			1,590	(60)
45350	VEHICLE & EQUIPMENT INS.	810	787		-
45370	PUB.OFFICIAL LIABILITY IN	450	427		-
45380	GENERAL LIABILITY INS.	160	171		-
45530	TRAINING & TRAVEL	225	175	225	-
TOTAL OTHER CHARGES		5,745	4,049	5,915	(60)
46010	OFFICE SUPPLIES	750		750	-
46070	REPAIR & MAINT. SUPPLIES	5,000	721	5,000	-
46080	POWERED EQUIPMENT FUELS		181	250	250
TOTAL MATERIALS & SUPPLIES		5,750	902	6,000	250

CITY OF HARRISONBURG, VA
EXPENDITURE BUDGET

FUND - 2014 - SANITATION FUND
 FUNCTION - 9020 - SANITATION
 ACTIVITY - 932042 - LANDFILL
 DEPARTMENT - 0000 - LANDFILL
 DEPT/FUND - 932042 - LANDFILL

ACCOUNT-----	TITLE -----	----- 2022-2023 -----	----- 2023-2024 -----	2024-2025	NET
		BUDGET	ACTUAL	PROPOSED	CHANGE
TOTAL OTHER OPERATING EXPENSES		237,376	102,936	180,709	6,086
TOTAL LANDFILL		305,504	149,813	235,753	(8,768)

CITY OF HARRISONBURG, VA
EXPENDITURE BUDGET

FUND - 2014 - SANITATION FUND
 FUNCTION - 9020 - SANITATION
 ACTIVITY - 942042 - MISCELLANEOUS
 DEPARTMENT - 0000 - MISCELLANEOUS
 DEPT/FUND - 942042 - MISCELLANEOUS

ACCOUNT-----	TITLE -----	----- 2022-2023 -----		2023-2024	2024-2025	NET
		BUDGET	ACTUAL	BUDGET	PROPOSED	CHANGE
49311	RES FOR PAY ADJUSTMENTS			196,900	43,970	(152,930)
TOTAL RESERVES				196,900	43,970	(152,930)
TOTAL OTHER USES OF FUNDS				196,900	43,970	(152,930)
TOTAL MISCELLANEOUS				196,900	43,970	(152,930)

CITY OF HARRISONBURG, VA
EXPENDITURE BUDGET

FUND - 2014 - SANITATION FUND
FUNCTION - 9020 - SANITATION
ACTIVITY - 962042 - SOLID WASTE MANAGEMENT
DEPARTMENT - 0000 - SOLID WASTE MANAGEMENT
DEPT/FUND - 962042 - SOLID WASTE MANAGEMENT

ACCOUNT-----	TITLE -----	----- 2022-2023 -----	----- 2023-2024 -----	2024-2025	NET	
BUDGET		ACTUAL	BUDGET	PROPOSED	CHANGE	
41010	SALARIES & WAGES-REG.	243,378	232,235	244,192	274,664	30,472
41020	SALARIES & WAGES-O/T	2,341	1,407	2,530	2,742	212
41030	PT SALARIES & WAGES-REG	48,353	29,017	46,050	57,990	11,940
41040	PT SALARIES & WAGES-O/T		112			-
41053	ANNUAL LEAVE - PAYOUT		529			-
TOTAL PERSONAL SERVICES		294,072	263,300	292,772	335,396	42,624
TOTAL PERSONAL SERVICES		294,072	263,300	292,772	335,396	42,624
42010	FICA	22,497	19,058	22,397	25,657	3,260
42020	RETIREMENT - VRS	35,801	34,079	35,921	38,205	2,284
42030	RETIREMENT - VRS (DC)				1,963	1,963
42050	HEALTH INSURANCE	30,589	30,029	36,184	46,808	10,624
42060	LIFE INSURANCE - VRS	3,260	3,105	3,272	3,680	408
42070	DISABILITY (VLDP)	179	117	183	416	233
42080	DENTAL INSURANCE	624	579	624	624	-
42110	WORKER'S COMP.	11,068	11,319	12,113	13,370	1,257
TOTAL FRINGE BENEFITS		104,018	98,285	110,694	130,723	20,029
43010	MISC. CONTRACTED SERVICES	101,500	95,981	111,500	146,500	35,000
43100	PROFESSIONAL SERVICES	6,000	806	2,500	2,500	-
43110	MEDICAL SERVICES	600	310	600	600	-
43120	ACCOUNTING & AUDITING	6,650	6,650	7,140	7,670	530
43320	SERVICE CONTRACTS	9,744	11,144	11,272	12,266	994
43325	TIPPING FEE-CO LANDFILL	567,000	508,167	567,000	567,000	-
43328	TIPPING FEES-OTHER DISP	1,000		1,000	1,000	-
43330	MAINT & REP.-MACH & EQUIP	20,000	3,160	20,000	20,000	-
43350	MAINT & REP.-AUTO EQUIP.	2,500		2,500	2,500	-
43360	MAINT & REP.-BLDGS & GNDS	17,000	31,399	20,000	20,000	-
43600	ADVERTISING	10,000	4,483	10,000	10,000	-
43710	UNIFORM MAINTENANCE CONT.	2,100	1,586	2,800	2,800	-
43890	STATE FEES AND PERMITS	12,000	7,149	12,000	12,000	-
TOTAL PURCHASED SERVICES		756,094	670,834	768,312	804,836	36,524
44200	C.G. - PARTS AND LABOR	35,800	28,590	33,800	28,500	(5,300)
44302	C.S.-POWER.EQUIP.SUPPLIES	5,500	1,150	5,500	5,500	-
44310	C.G. - FUEL	11,600	13,220	11,600	11,500	(100)
TOTAL INTERNAL SERVICES		52,900	42,960	50,900	45,500	(5,400)
45110	ELECTRICITY	6,000	7,994	6,000	6,000	-
45130	WATER & SEWER	2,000	1,302	2,000	2,000	-
45210	POSTAGE	1,000		1,000	1,000	-
45230	TELECOMMUNICATIONS	1,500	592	1,000	1,000	-

CITY OF HARRISONBURG, VA
EXPENDITURE BUDGET

FUND - 2014 - SANITATION FUND
 FUNCTION - 9020 - SANITATION
 ACTIVITY - 962042 - SOLID WASTE MANAGEMENT
 DEPARTMENT - 0000 - SOLID WASTE MANAGEMENT
 DEPT/FUND - 962042 - SOLID WASTE MANAGEMENT

ACCOUNT-----	TITLE -----	-----	2022-2023 -----	-----	2023-2024	2024-2025	NET
		BUDGET	ACTUAL		BUDGET	PROPOSED	CHANGE
45305	PROPERTY/LIABILITY INS.				14,100	13,570	(530)
45340	PROPERTY INSURANCE	2,070	2,003				-
45350	VEHICLE & EQUIPMENT INS.	7,380	6,936				-
45370	PUB.OFFICIAL LIABILITY IN	2,620	2,486				-
45380	GENERAL LIABILITY INS.	950	1,020				-
45394	RETIREE H'CARE BENEFIT	4,200	4,200	4,200		8,160	3,960
45530	TRAINING & TRAVEL	1,375	139	1,125		1,125	-
45810	DUES & MEMBERSHIPS	1,000		1,000		1,000	-
	TOTAL OTHER CHARGES	30,095	26,672	30,425		33,855	3,430
46010	OFFICE SUPPLIES	1,500	246	1,500		1,500	-
46070	REPAIR & MAINT. SUPPLIES	7,000	3,342	7,000		7,000	-
46080	POWERED EQUIPMENT FUELS	2,000	1,281	2,000		2,000	-
46090	POWERED EQUIPMENT SUPPLY	1,000		4,500		4,500	-
46140	OTHER OPERATING SUPPLIES	12,000	4,882	12,000		12,000	-
46170	EMS/MEDICAL SUPPLIES	500		500		500	-
	TOTAL MATERIALS & SUPPLIES	24,000	9,751	27,500		27,500	-
	TOTAL OTHER OPERATING EXPENSES	967,107	848,502	987,831		1,042,414	54,583
	TOTAL SOLID WASTE MANAGEMENT	1,261,179	1,111,802	1,280,603		1,377,810	97,207

CITY OF HARRISONBURG, VA
EXPENDITURE BUDGET

FUND - 2014 - SANITATION FUND
 FUNCTION - 9020 - SANITATION
 ACTIVITY - 972043 - CAPITAL OUTLAY
 DEPARTMENT - 0000 - CAPITAL OUTLAY
 DEPT/FUND - 972043 - CAPITAL OUTLAY

ACCOUNT-----	TITLE -----	----- 2022-2023 -----		2023-2024	2024-2025	NET
		BUDGET	ACTUAL	BUDGET	PROPOSED	CHANGE
48111	MACHINERY & EQUIPMENT			25,000	25,000	-
48151	MOTOR VEHICLES & EQUIP.	432,292	17,036	225,000	325,000	100,000
48172	HARDWARE			900	3,600	2,700
48181	BUILDINGS & GROUNDS	22,800	18,277		22,000	22,000
TOTAL CAPITAL OUTLAY		455,092	35,313	250,900	375,600	124,700
TOTAL CAPITAL OUTLAY		455,092	35,313	250,900	375,600	124,700
TOTAL CAPITAL OUTLAY		455,092	35,313	250,900	375,600	124,700

CITY OF HARRISONBURG, VA
EXPENDITURE BUDGET

FUND - 2014 - SANITATION FUND
 FUNCTION - 9020 - SANITATION
 ACTIVITY - 982042 - DEBT SERVICE
 DEPARTMENT - 0000 - DEBT SERVICE
 DEPT/FUND - 982042 - DEBT SERVICE

ACCOUNT-----	TITLE -----	----- 2022-2023 -----	----- 2023-2024 -----	2024-2025	NET	
		BUDGET	ACTUAL	BUDGET	PROPOSED	CHANGE
49427	G.O. SERIES 2021A	1,330,000	1,330,000	1,400,000	1,470,000	70,000
TOTAL PRINCIPAL		1,330,000	1,330,000	1,400,000	1,470,000	70,000
49150	BANK HANDLING CHARGES	500	20	100	100	-
49527	G.O. SERIES 2021A	176,750	176,750	108,500	36,750	(71,750)
TOTAL INTEREST & FISCAL CHARGES		177,250	176,770	108,600	36,850	(71,750)
TOTAL DEBT SERVICE		1,507,250	1,506,770	1,508,600	1,506,850	(1,750)
TOTAL OTHER USES OF FUNDS		1,507,250	1,506,770	1,508,600	1,506,850	(1,750)
TOTAL DEBT SERVICE		1,507,250	1,506,770	1,508,600	1,506,850	(1,750)

CITY OF HARRISONBURG, VA
EXPENDITURE BUDGET

FUND - 2014 - SANITATION FUND
 FUNCTION - 9020 - SANITATION
 ACTIVITY - 992042 - TRANSFERS
 DEPARTMENT - 0000 - TRANSFERS
 DEPT/FUND - 992042 - TRANSFERS

ACCOUNT-----	TITLE -----	----- 2022-2023 -----		2023-2024	2024-2025	NET
		BUDGET	ACTUAL	BUDGET	PROPOSED	CHANGE
49210	TR TO GENERAL FUND	138,000	138,000	134,800	134,800	-
49246	TR TO SAN CAP PROJECTS			2,697,965		(2,697,965)
TOTAL FUND TRANSFERS		138,000	138,000	2,832,765	134,800	(2,697,965)
TOTAL OTHER USES OF FUNDS		138,000	138,000	2,832,765	134,800	(2,697,965)
TOTAL TRANSFERS		138,000	138,000	2,832,765	134,800	(2,697,965)
TOTAL SANITATION FUND		5,152,275	4,426,448	7,865,808	5,369,740	(2,496,068)

CITY OF HARRISONBURG, VA
EXPENDITURE BUDGET

FUND - 2017 - BUSINESS LOAN PROGRAM
 FUNCTION - 800 - COMMUNITY DEVELOPMENT
 ACTIVITY - 850521 - REVOLVING LOAN PROGRAM
 DEPARTMENT - 0000 - REVOLVING LOAN PROGRAM
 DEPT/FUND - 850521 - REVOLVING LOAN PROGRAM

ACCOUNT-----	TITLE -----	-----	2022-2023 -----	2023-2024	2024-2025	NET
		BUDGET	ACTUAL	BUDGET	PROPOSED	CHANGE
45679	BUSINESS LOAN PROGRAM	100,000	25,000	100,000	100,000	-
TOTAL OTHER CHARGES		100,000	25,000	100,000	100,000	-
TOTAL OTHER OPERATING EXPENSES		100,000	25,000	100,000	100,000	-
TOTAL REVOLVING LOAN PROGRAM		100,000	25,000	100,000	100,000	-
TOTAL BUSINESS LOAN PROGRAM		100,000	25,000	100,000	100,000	-

CITY OF HARRISONBURG, VA
EXPENDITURE BUDGET

FUND - 2018 - STORMWATER FUND
FUNCTION - 4520 - PUBLIC WORKS
ACTIVITY - 452041 - STORMWATER MANAGEMENT
DEPARTMENT - 0000 - STORMWATER MANAGEMENT
DEPT/FUND - 452041 - STORMWATER MANAGEMENT

		----- 2022-2023 -----		2023-2024	2024-2025	NET
ACCOUNT-----	TITLE -----	BUDGET	ACTUAL	BUDGET	PROPOSED	CHANGE
41010	SALARIES & WAGES-REG.	179,577	129,272	176,841	205,068	28,227
41020	SALARIES & WAGES-O/T	2,890	568	2,998	3,707	709
41030	PT SALARIES & WAGES-REG	19,320	12,787	15,080	43,890	28,810
TOTAL PERSONAL SERVICES		201,787	142,627	194,919	252,665	57,746
TOTAL PERSONAL SERVICES		201,787	142,627	194,919	252,665	57,746
42010	FICA	15,438	10,533	14,911	19,329	4,418
42020	RETIREMENT - VRS	26,417	19,009	26,013	28,525	2,512
42030	RETIREMENT - VRS (DC)				5,127	5,127
42050	HEALTH INSURANCE	24,795	10,212	23,590	25,515	1,925
42060	LIFE INSURANCE - VRS	2,407	1,732	2,370	2,748	378
42070	DISABILITY (VLDP)	872	685	937	1,087	150
42080	DENTAL INSURANCE	468	312	468	468	-
42110	WORKER'S COMP.	1,657	2,837	3,055	2,860	(195)
TOTAL FRINGE BENEFITS		72,054	45,319	71,344	85,659	14,315
43010	MISC. CONTRACTED SERVICES	15,000	48,844	15,000	15,000	-
43100	PROFESSIONAL SERVICES	195,830	111,292	215,000	120,000	(95,000)
43110	MEDICAL SERVICES	250		250	250	-
43120	ACCOUNTING & AUDITING	1,170	1,190	1,290	1,390	100
43320	SERVICE CONTRACTS	5,569	3,023	9,529	9,659	130
43325	TIPPING FEE-CO LANDFILL	27,000	612	27,000	27,000	-
43330	MAINT & REP.-MACH & EQUIP	2,000	38	2,000	2,000	-
43360	MAINT & REP.-BLDGS & GNDS	2,500	2,587	2,500	2,500	-
43600	ADVERTISING	3,000	2,071	3,000	4,000	1,000
43710	UNIFORM MAINTENANCE CONT.	1,000	445	1,200	1,200	-
43890	STATE FEES AND PERMITS	3,000	3,000	3,000	3,000	-
TOTAL PURCHASED SERVICES		256,319	173,102	279,769	185,999	(93,770)
44200	C.G. - PARTS AND LABOR	24,300	66,383	38,700	57,700	19,000
44302	C.S.-POWER.EQUIP.SUPPLIES	4,000	2,171	4,000	4,000	-
44310	C.G. - FUEL	16,000	23,316	20,000	20,700	700
TOTAL INTERNAL SERVICES		44,300	91,870	62,700	82,400	19,700
45120	HEATING		210			-
45130	WATER & SEWER	500				-
45210	POSTAGE	500		500	500	-
45220	MESSENGER SVS./PACKAGES	50		50	50	-
45230	TELECOMMUNICATIONS	1,500	1,401	1,500	1,500	-
45305	PROPERTY/LIABILITY INS.			4,050	3,900	(150)
45340	PROPERTY INSURANCE	40	39			-
45350	VEHICLE & EQUIPMENT INS.	3,150	2,879			-

CITY OF HARRISONBURG, VA
EXPENDITURE BUDGET

FUND - 2018 - STORMWATER FUND
 FUNCTION - 4520 - PUBLIC WORKS
 ACTIVITY - 452041 - STORMWATER MANAGEMENT
 DEPARTMENT - 0000 - STORMWATER MANAGEMENT
 DEPT/FUND - 452041 - STORMWATER MANAGEMENT

ACCOUNT-----	TITLE -----	----- 2022-2023 -----	----- 2023-2024 -----	2024-2025	NET	
		BUDGET	ACTUAL	BUDGET	PROPOSED	CHANGE
45370	PUB.OFFICIAL LIABILITY IN	520	493			-
45380	GENERAL LIABILITY INS.	190	204			-
45410	LEASE/RENT OF EQUIPMENT	1,000		1,000	1,857	857
45530	TRAINING & TRAVEL	3,300	3,530	7,600	7,600	-
45540	EDUCATION	1,500		1,500	1,500	-
45751	HCAP DISBURSEMENTS	126,993	43,763	100,000	110,000	10,000
45752	SSCP DISBURSEMENTS	20,000	8,000	20,000	9,000	(11,000)
45810	DUES & MEMBERSHIPS	2,200	2,668	2,400	2,500	100
TOTAL OTHER CHARGES		161,443	63,186	138,600	138,407	(193)
46010	OFFICE SUPPLIES	2,000	639	2,000	2,000	-
46070	REPAIR & MAINT. SUPPLIES	750	966	750	750	-
46120	BOOKS & SUBSCRIPTIONS	500		500	500	-
46140	OTHER OPERATING SUPPLIES	10,000	29,334	10,000	10,000	-
TOTAL MATERIALS & SUPPLIES		13,250	30,940	13,250	13,250	-
TOTAL OTHER OPERATING EXPENSES		547,366	404,417	565,663	505,715	(59,948)
49311	RES FOR PAY ADJUSTMENTS			15,300	7,570	(7,730)
TOTAL RESERVES				15,300	7,570	(7,730)
TOTAL OTHER USES OF FUNDS				15,300	7,570	(7,730)
TOTAL STORMWATER MANAGEMENT		749,153	547,043	775,882	765,950	(9,932)

CITY OF HARRISONBURG, VA
EXPENDITURE BUDGET

FUND - 2018 - STORMWATER FUND
 FUNCTION - 4520 - PUBLIC WORKS
 ACTIVITY - 472041 - CAPITAL OUTLAY
 DEPARTMENT - 0000 - CAPITAL OUTLAY
 DEPT/FUND - 472041 - CAPITAL OUTLAY

ACCOUNT-----	TITLE -----	----- 2022-2023 -----		2023-2024	2024-2025	NET
		BUDGET	ACTUAL	BUDGET	PROPOSED	CHANGE
48211	MACHINERY & EQUIPMENT	545,666	5,255			-
48251	MOTOR VEHICLES & EQUIP.				300,000	300,000
48272	HARDWARE	1,350	887	4,040	1,600	(2,440)
48273	SOFTWARE		276			-
48278	NUTRIENT CREDITS-PERM	150,334	80,893	305,258	351,130	45,872
48281	BUILDINGS & GROUNDS				25,000	25,000
TOTAL CAPITAL OUTLAY		697,350	87,311	309,298	677,730	368,432
TOTAL CAPITAL OUTLAY		697,350	87,311	309,298	677,730	368,432
TOTAL CAPITAL OUTLAY		697,350	87,311	309,298	677,730	368,432

CITY OF HARRISONBURG, VA
EXPENDITURE BUDGET

FUND - 2018 - STORMWATER FUND
FUNCTION - 4520 - PUBLIC WORKS
ACTIVITY - 492041 - TRANSFERS
DEPARTMENT - 0000 - TRANSFERS
DEPT/FUND - 492041 - TRANSFERS

ACCOUNT-----	TITLE -----	----- 2022-2023 -----		2023-2024	2024-2025	NET
		BUDGET	ACTUAL	BUDGET	PROPOSED	CHANGE
49210	TR TO GENERAL FUND	22,500	22,500	29,000	29,000	-
49248	TR TO STMWTR CAP PROJ			358,500		(358,500)
TOTAL FUND TRANSFERS		22,500	22,500	387,500	29,000	(358,500)
TOTAL OTHER USES OF FUNDS		22,500	22,500	387,500	29,000	(358,500)
TOTAL TRANSFERS		22,500	22,500	387,500	29,000	(358,500)
TOTAL STORMWATER FUND		1,469,003	656,854	1,472,680	1,472,680	-

CITY OF HARRISONBURG, VA
EXPENDITURE BUDGET

FUND - 2111 - CENTRAL GARAGE FUND
FUNCTION - 6021 - CENTRAL GARAGE
ACTIVITY - 612141 - OPERATING
DEPARTMENT - 0000 - OPERATING
DEPT/FUND - 612141 - OPERATING

		----- 2022-2023 -----		2023-2024	2024-2025	NET
ACCOUNT-----	TITLE -----	BUDGET	ACTUAL	BUDGET	PROPOSED	CHANGE
41010	SALARIES & WAGES-REG.	746,577	645,335	769,537	879,381	109,844
41017	STAND BY PAY	8,500	7,613	8,500	8,500	-
41020	SALARIES & WAGES-O/T	48,875	14,152	51,875	22,700	(29,175)
41027	STANDBY & BLENDED - OT	3,000	1,271	3,000	3,000	-
41030	PT SALARIES & WAGES-REG	63,096	32,583	77,456	82,526	5,070
41040	PT SALARIES & WAGES-O/T	5,400	5,520	5,400	6,300	900
41050	ANNUAL LEAVE - SEPARATION	1,500		6,000	6,000	-
41051	SICK LEAVE - SEPARATION	1,500		10,000	10,000	-
41053	ANNUAL LEAVE - PAYOUT		37			-
41054	PTO - PAYOUT		1,195			-
41060	PTO - SEPARATION	2,500	11	2,500	2,500	-
TOTAL PERSONAL SERVICES		880,948	707,718	934,268	1,020,907	86,639
TOTAL PERSONAL SERVICES		880,948	707,718	934,268	1,020,907	86,639
42010	FICA	67,393	49,388	71,472	78,098	6,626
42020	RETIREMENT - VRS	111,934	97,177	126,061	128,437	2,376
42030	RETIREMENT - VRS (DC)				16,821	16,821
42050	HEALTH INSURANCE	159,224	115,885	177,209	167,288	(9,921)
42060	LIFE INSURANCE - VRS	10,462	8,852	10,802	12,373	1,571
42070	DISABILITY (VLDP)	2,443	2,247	3,094	3,566	472
42080	DENTAL INSURANCE	2,496	1,170	2,777	2,652	(125)
42110	WORKER'S COMP.	11,003	10,436	10,950	10,530	(420)
TOTAL FRINGE BENEFITS		364,955	285,156	402,365	419,765	17,400
43100	PROFESSIONAL SERVICES	1,200	124	1,200	1,200	-
43110	MEDICAL SERVICES	2,500	1,650	2,500	3,000	500
43133	COMPUTER SUPPORT	6,000		6,000	6,000	-
43310	REPAIRS & MAINTENANCE		195	500	500	-
43320	SERVICE CONTRACTS	295,000	303,134	350,000	420,000	70,000
43330	MAINT & REP.-MACH & EQUIP	35,000	30,143	45,000	45,000	-
43360	MAINT & REP.-BLDGS & GNDS	45,000	29,574	50,000	75,000	25,000
43600	ADVERTISING	1,500	456	2,500	2,500	-
43710	UNIFORM MAINTENANCE CONT.	15,000	13,203	25,000	30,000	5,000
TOTAL PURCHASED SERVICES		401,200	378,480	482,700	583,200	100,500
44200	C.G. - PARTS AND LABOR	7,200	5,362	7,600	7,300	(300)
44300	CENTRAL STORES	4,500	2,374	5,000	5,500	500
44310	C.G. - FUEL	4,500	2,983	4,500	3,000	(1,500)
TOTAL INTERNAL SERVICES		16,200	10,719	17,100	15,800	(1,300)
45110	ELECTRICITY	50,600	43,782	55,000	60,000	5,000
45120	HEATING	15,500	17,847	16,000	16,000	-

CITY OF HARRISONBURG, VA
EXPENDITURE BUDGET

FUND - 2111 - CENTRAL GARAGE FUND
FUNCTION - 6021 - CENTRAL GARAGE
ACTIVITY - 612141 - OPERATING
DEPARTMENT - 0000 - OPERATING
DEPT/FUND - 612141 - OPERATING

ACCOUNT-----	TITLE -----	----- 2022-2023 -----	----- 2023-2024 -----	----- 2024-2025 -----	NET	
		BUDGET	ACTUAL	BUDGET	PROPOSED	CHANGE
45130	WATER & SEWER	5,000	5,521	6,000	6,500	500
45210	POSTAGE	400		400	400	-
45230	TELECOMMUNICATIONS	4,915	1,517	5,000	5,000	-
45305	PROPERTY/LIABILITY INS.			20,310	19,540	(770)
45310	BOILER & MACHINERY INS.	4,910	4,443			-
45340	PROPERTY INSURANCE	7,970	7,710			-
45350	VEHICLE & EQUIPMENT INS.	1,510	1,382			-
45370	PUB.OFFICIAL LIABILITY IN	3,440	3,263			-
45380	GENERAL LIABILITY INS.	1,250	1,342			-
45394	RETIREE H'CARE BENEFIT	3,960	4,360	3,960		(3,960)
45410	LEASE/RENT OF EQUIPMENT	5,000	1,703	5,000	5,000	-
45530	TRAINING & TRAVEL	8,900	9,862	10,000	10,000	-
45540	EDUCATION	1,000		1,000	1,000	-
45810	DUES & MEMBERSHIPS	1,500	1,800	1,500	1,500	-
TOTAL OTHER CHARGES		115,855	104,532	124,170	124,940	770
46010	OFFICE SUPPLIES	1,650	54	2,000	2,000	-
46070	REPAIR & MAINT. SUPPLIES	16,000	13,178	18,000	20,000	2,000
46110	UNIFORMS	3,000	1,062	3,500	4,000	500
46120	BOOKS & SUBSCRIPTIONS	550	840	550	550	-
46140	OTHER OPERATING SUPPLIES	35,000	10,529	40,000	40,000	-
46170	EMS/MEDICAL SUPPLIES	3,000	1,567	3,000	3,000	-
46200	COMPUTER (DESKTOP_LAPTOP)				3,500	3,500
TOTAL MATERIALS & SUPPLIES		59,200	27,229	67,050	73,050	6,000
TOTAL OTHER OPERATING EXPENSES		957,410	806,115	1,093,385	1,216,755	123,370
48271	EDP EQUIPMENT		10,747			-
TOTAL CAPITAL OUTLAY			10,747			-
TOTAL CAPITAL OUTLAY			10,747			-
49311	RES FOR PAY ADJUSTMENTS			120,100	39,640	(80,460)
TOTAL RESERVES				120,100	39,640	(80,460)
TOTAL OTHER USES OF FUNDS				120,100	39,640	(80,460)
TOTAL OPERATING		1,838,358	1,524,580	2,147,753	2,277,302	129,549

CITY OF HARRISONBURG, VA
EXPENDITURE BUDGET

FUND - 2111 - CENTRAL GARAGE FUND
FUNCTION - 6021 - CENTRAL GARAGE
ACTIVITY - 662141 - ADMINISTRATION
DEPARTMENT - 0000 - ADMINISTRATION
DEPT/FUND - 662141 - ADMINISTRATION

ACCOUNT-----	TITLE -----	----- 2022-2023 -----	----- 2023-2024 -----	2024-2025	NET
		BUDGET	ACTUAL	PROPOSED	CHANGE
41010	SALARIES & WAGES-REG.	101,202	96,138	101,859	13,893
41020	SALARIES & WAGES-O/T	1,718	906	1,793	(608)
41030	PT SALARIES & WAGES-REG	4,504	1,779	4,461	(2,142)
41040	PT SALARIES & WAGES-O/T	934	618	934	(784)
41050	ANNUAL LEAVE - SEPARATION	675		675	-
41051	SICK LEAVE - SEPARATION	750		750	-
41053	ANNUAL LEAVE - PAYOUT		234		-
41054	PTO - PAYOUT		188		-
41060	PTO - SEPARATION	525	247	600	-
TOTAL PERSONAL SERVICES		110,308	100,109	111,072	10,359
TOTAL PERSONAL SERVICES		110,308	100,109	111,072	10,359
42010	FICA	8,438	7,281	8,497	793
42020	RETIREMENT - VRS	14,887	14,288	14,983	1,119
42030	RETIREMENT - VRS (DC)			1,691	1,691
42050	HEALTH INSURANCE	13,124	8,564	11,644	1,914
42060	LIFE INSURANCE - VRS	1,356	1,301	1,365	186
42070	DISABILITY (VLDP)	252	247	279	80
42080	DENTAL INSURANCE	280	235	281	-
42090	UNEMPLOYMENT	540		550	(550)
42110	WORKER'S COMP.	529	507	542	(102)
TOTAL FRINGE BENEFITS		39,406	32,423	38,141	5,131
43100	PROFESSIONAL SERVICES	125	36	150	-
43110	MEDICAL SERVICES	135	29	170	10
43120	ACCOUNTING & AUDITING	1,190	1,250	1,380	85
43133	COMPUTER SUPPORT	4,500		4,500	-
43320	SERVICE CONTRACTS	12,525	4,847	13,200	900
43330	MAINT & REP.-MACH & EQUIP	1,050	79	1,060	20
43360	MAINT & REP.-BLDGS & GNDS	3,075	6,000	3,530	70
43600	ADVERTISING	690	122	770	40
TOTAL PURCHASED SERVICES		23,290	12,363	24,760	1,125
44200	C.G. - PARTS AND LABOR	690	545	1,120	40
44300	CENTRAL STORES	975	992	940	210
44310	C.G. - FUEL	350	111	350	(180)
TOTAL INTERNAL SERVICES		2,015	1,648	2,410	70
45110	ELECTRICITY	10,650	8,177	11,400	520
45120	HEATING	210	113	230	10
45130	WATER & SEWER	495	447	530	40
45210	POSTAGE	210	210	210	-

CITY OF HARRISONBURG, VA
EXPENDITURE BUDGET

FUND - 2111 - CENTRAL GARAGE FUND
 FUNCTION - 6021 - CENTRAL GARAGE
 ACTIVITY - 662141 - ADMINISTRATION
 DEPARTMENT - 0000 - ADMINISTRATION
 DEPT/FUND - 662141 - ADMINISTRATION

ACCOUNT-----	TITLE -----	----- 2022-2023 -----	----- 2023-2024 -----	----- 2024-2025 -----	NET	
		BUDGET	ACTUAL	BUDGET	PROPOSED	CHANGE
45230	TELECOMMUNICATIONS	1,645	741	1,760	1,760	-
45305	PROPERTY/LIABILITY INS.			960	930	(30)
45340	PROPERTY INSURANCE	255	252			-
45350	VEHICLE & EQUIPMENT INS.	160	65			-
45370	PUB.OFFICIAL LIABILITY IN	485	360			-
45380	GENERAL LIABILITY INS.	175	150			-
45410	LEASE/RENT OF EQUIPMENT	3,375	2,725	4,650	4,720	70
45530	TRAINING & TRAVEL	1,935	798	2,100	2,120	20
45810	DUES & MEMBERSHIPS	300	138	320	310	(10)
TOTAL OTHER CHARGES		19,895	14,176	22,160	22,780	620
46010	OFFICE SUPPLIES	1,360	753	1,740	1,750	10
46070	REPAIR & MAINT. SUPPLIES	150		150	160	10
46110	UNIFORMS	1,575	1,127	1,830	1,970	140
46120	BOOKS & SUBSCRIPTIONS	35	45	40	50	10
46140	OTHER OPERATING SUPPLIES	5,700	4,990	5,700	6,220	520
46170	EMS/MEDICAL SUPPLIES	300	166	330	350	20
46200	COMPUTER (DESKTOP_LAPTOP)				2,780	2,780
TOTAL MATERIALS & SUPPLIES		9,120	7,082	9,790	13,280	3,490
TOTAL OTHER OPERATING EXPENSES		93,726	67,693	97,261	107,697	10,436
48271	EDP EQUIPMENT		1,986			-
TOTAL CAPITAL OUTLAY			1,986			-
TOTAL CAPITAL OUTLAY			1,986			-
TOTAL ADMINISTRATION		204,034	169,788	208,333	229,128	20,795

CITY OF HARRISONBURG, VA
EXPENDITURE BUDGET

FUND - 2111 - CENTRAL GARAGE FUND
 FUNCTION - 6021 - CENTRAL GARAGE
 ACTIVITY - 672141 - CAPITAL OUTLAY
 DEPARTMENT - 0000 - CAPITAL OUTLAY
 DEPT/FUND - 672141 - CAPITAL OUTLAY

ACCOUNT-----	TITLE -----	----- 2022-2023 -----		2023-2024	2024-2025	NET
		BUDGET	ACTUAL	BUDGET	PROPOSED	CHANGE
48111	MACHINERY & EQUIPMENT	65,863	14,856	62,312	450,000	387,688
48121	FURNITURE & FIXTURES			6,900		(6,900)
48151	MOTOR VEHICLES & EQUIP.	69,656	69,656			-
48181	BUILDINGS & GROUNDS				21,600	21,600
48271	EDP EQUIPMENT	13,000		10,080		(10,080)
TOTAL CAPITAL OUTLAY		148,519	84,512	79,292	471,600	392,308
TOTAL CAPITAL OUTLAY		148,519	84,512	79,292	471,600	392,308
TOTAL CAPITAL OUTLAY		148,519	84,512	79,292	471,600	392,308
TOTAL CENTRAL GARAGE FUND		2,190,911	1,778,880	2,435,378	2,978,030	542,652

CITY OF HARRISONBURG, VA
EXPENDITURE BUDGET

FUND - 2112 - CENTRAL STORES FUND
FUNCTION - 7021 - CENT. STORES OPERATING
ACTIVITY - 712141 - OPERATING
DEPARTMENT - 0000 - OPERATING
DEPT/FUND - 712141 - OPERATING

ACCOUNT-----	TITLE -----	----- 2022-2023 -----	----- 2023-2024 -----	----- 2024-2025 -----	NET
		BUDGET	ACTUAL	PROPOSED	CHANGE
41010	SALARIES & WAGES-REG.	103,392	62,347	102,378	3,993
41020	SALARIES & WAGES-O/T	2,504	2,840	2,948	3,189
41050	ANNUAL LEAVE - SEPARATION		4,837		-
41051	SICK LEAVE - SEPARATION		7,721		-
TOTAL PERSONAL SERVICES		105,896	77,744	105,326	7,182
TOTAL PERSONAL SERVICES		105,896	77,744	105,326	7,182
42010	FICA	8,102	5,139	8,057	550
42020	RETIREMENT - VRS	15,211	9,018	15,060	(264)
42030	RETIREMENT - VRS (DC)			2,659	2,659
42050	HEALTH INSURANCE	26,525	17,002	30,026	(3,759)
42060	LIFE INSURANCE - VRS	1,385	822	1,372	53
42070	DISABILITY (VLDP)	212	273	543	21
42080	DENTAL INSURANCE	312	195	312	-
42110	WORKER'S COMP.	1,873	2,007	2,134	(94)
TOTAL FRINGE BENEFITS		53,620	34,455	57,504	(834)
43010	MISC. CONTRACTED SERVICES	1,500		1,500	-
43100	PROFESSIONAL SERVICES	50	231	50	-
43110	MEDICAL SERVICES	100	140	200	-
43120	ACCOUNTING & AUDITING	1,110	1,110	1,200	100
43320	SERVICE CONTRACTS	11,905	8,635	10,466	(1,760)
43330	MAINT & REP.-MACH & EQUIP	1,500	608	1,500	-
43340	MAINT & REP.-FURN & FIX	1,700	170	1,700	-
43360	MAINT & REP.-BLDGS & GNDS	2,000	507	2,000	-
43600	ADVERTISING	200		200	-
43710	UNIFORM MAINTENANCE CONT.	600	248	800	-
TOTAL PURCHASED SERVICES		20,665	11,650	19,616	(1,660)
44200	C.G. - PARTS AND LABOR	2,200	1,916	2,000	(800)
44302	C.S.-POWER.EQUIP.SUPPLIES		2		-
44304	C.S.-BLDG. & GROUNDS SUPP	500	361	500	-
44307	C.S.-OFFICE SUPPLIES	600	249	600	-
44308	C.S.-SAFETY/MEDICAL SUPP.	100	16	100	-
44309	C.S.-OTHER SUPPLIES	600	478	600	-
44310	C.G. - FUEL	400	751	800	(200)
44313	CONTRACTOR EQUIP. LOANS	300		300	-
44316	INV ADJ-OTHER THAN UTILIT	750		750	-
TOTAL INTERNAL SERVICES		5,450	3,772	5,650	(1,000)
45110	ELECTRICITY	5,400	4,221	5,400	-
45120	HEATING	3,500	3,295	3,500	-

CITY OF HARRISONBURG, VA
EXPENDITURE BUDGET

FUND - 2112 - CENTRAL STORES FUND
FUNCTION - 7021 - CENT. STORES OPERATING
ACTIVITY - 712141 - OPERATING
DEPARTMENT - 0000 - OPERATING
DEPT/FUND - 712141 - OPERATING

ACCOUNT-----	TITLE -----	----- 2022-2023 -----	----- 2023-2024 -----	2024-2025	NET	
		BUDGET	ACTUAL	BUDGET	PROPOSED	CHANGE
45130	WATER & SEWER	850	858	850	850	-
45210	POSTAGE	100		100	100	-
45220	MESSENGER SVS./PACKAGES	600		600	600	-
45230	TELECOMMUNICATIONS	500	971	500	1,000	500
45305	PROPERTY/LIABILITY INS.			2,570	2,480	(90)
45340	PROPERTY INSURANCE	1,200	1,161			-
45350	VEHICLE & EQUIPMENT INS.	560	525			-
45370	PUB.OFFICIAL LIABILITY IN	440	417			-
45380	GENERAL LIABILITY INS.	160	171			-
45394	RETIREE H'CARE BENEFIT		3,000	3,600	3,300	(300)
45410	LEASE/RENT OF EQUIPMENT	700		700	2,433	1,733
45530	TRAINING & TRAVEL	4,710		4,710	4,550	(160)
45540	EDUCATION	600		600	600	-
45810	DUES & MEMBERSHIPS	1,000	223	1,000	1,000	-
45850	FREIGHT & DRAYAGE	50		50	50	-
TOTAL OTHER CHARGES		20,370	14,842	24,180	25,863	1,683
46010	OFFICE SUPPLIES	700	471	700	700	-
46070	REPAIR & MAINT. SUPPLIES	150	15	150	150	-
46120	BOOKS & SUBSCRIPTIONS	125		125	125	-
46140	OTHER OPERATING SUPPLIES	800	1,040	800	800	-
TOTAL MATERIALS & SUPPLIES		1,775	1,525	1,775	1,775	-
TOTAL OTHER OPERATING EXPENSES		101,880	66,245	108,725	106,914	(1,811)
49311	RES FOR PAY ADJUSTMENTS			11,600	3,930	(7,670)
TOTAL RESERVES				11,600	3,930	(7,670)
TOTAL OTHER USES OF FUNDS				11,600	3,930	(7,670)
TOTAL OPERATING		207,776	143,989	225,651	223,352	(2,299)

CITY OF HARRISONBURG, VA
EXPENDITURE BUDGET

FUND - 2112 - CENTRAL STORES FUND
 FUNCTION - 7021 - CENT. STORES OPERATING
 ACTIVITY - 772141 - CAPITAL OUTLAY
 DEPARTMENT - 0000 - CAPITAL OUTLAY
 DEPT/FUND - 772141 - CAPITAL OUTLAY

ACCOUNT-----	TITLE -----	----- 2022-2023 -----	2023-2024	2024-2025	NET	
		BUDGET	ACTUAL	BUDGET	PROPOSED	CHANGE
48172	HARDWARE				2,000	2,000
48181	BUILDINGS & GROUNDS			8,000		(8,000)
TOTAL CAPITAL OUTLAY				8,000	2,000	(6,000)
TOTAL CAPITAL OUTLAY				8,000	2,000	(6,000)
TOTAL CAPITAL OUTLAY				8,000	2,000	(6,000)
TOTAL CENTRAL STORES FUND		207,776	143,989	233,651	225,352	(8,299)
TOTAL REPORT		529,088,428	369,232,680	362,217,042	404,901,690	42,684,648