

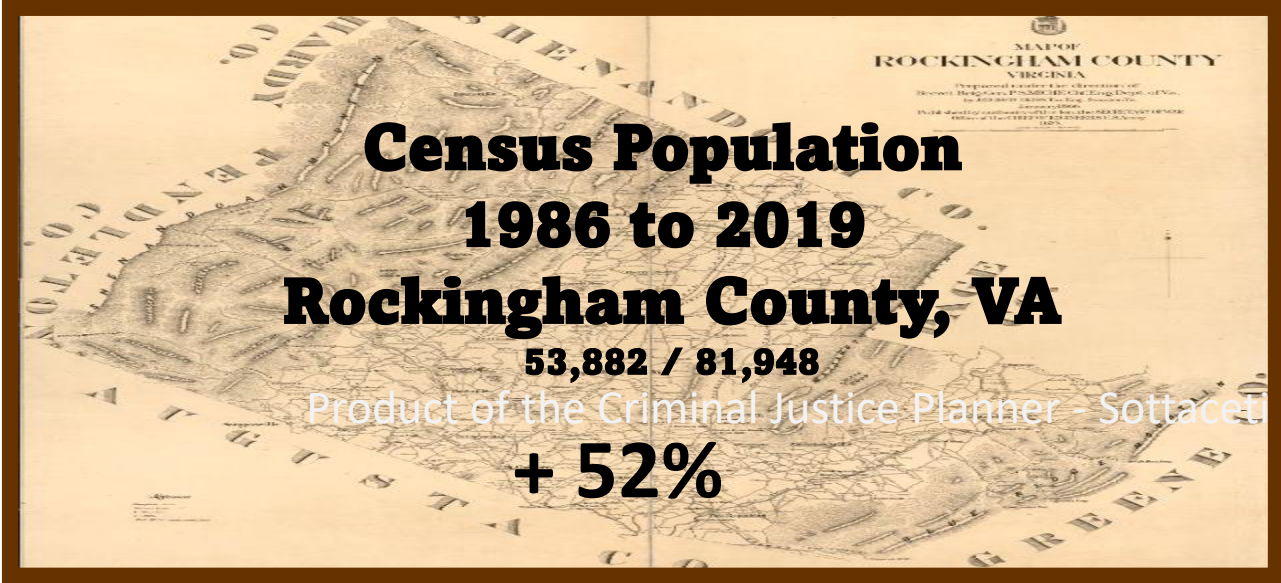
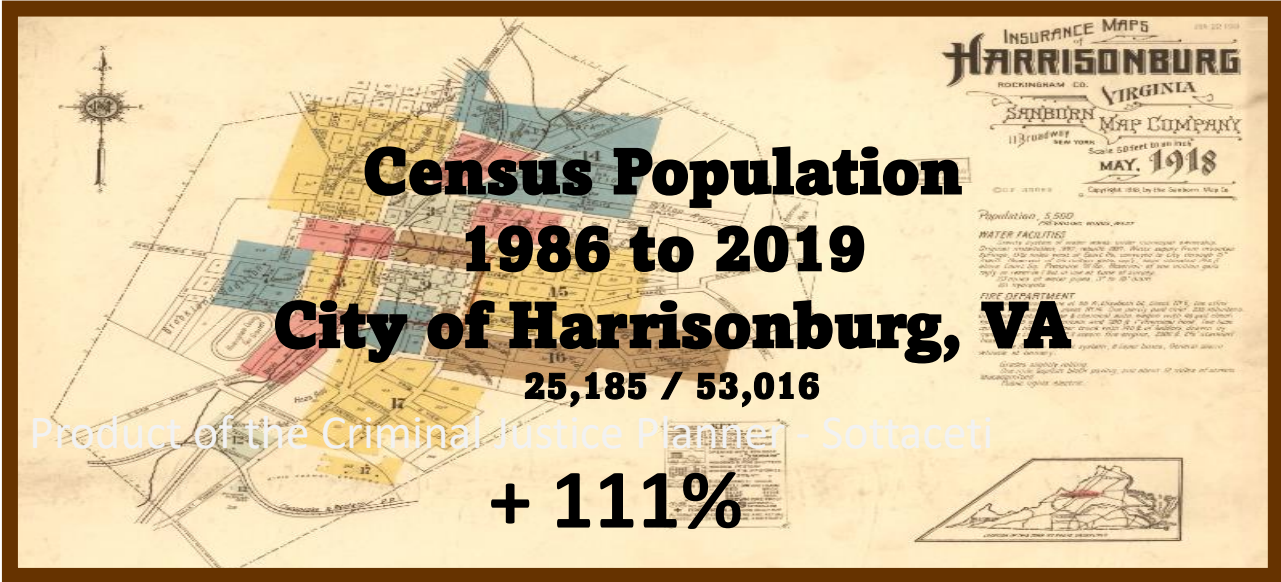


Report from the Criminal Justice Planner

Presented to the Harrisonburg City Council

September 28, 2021

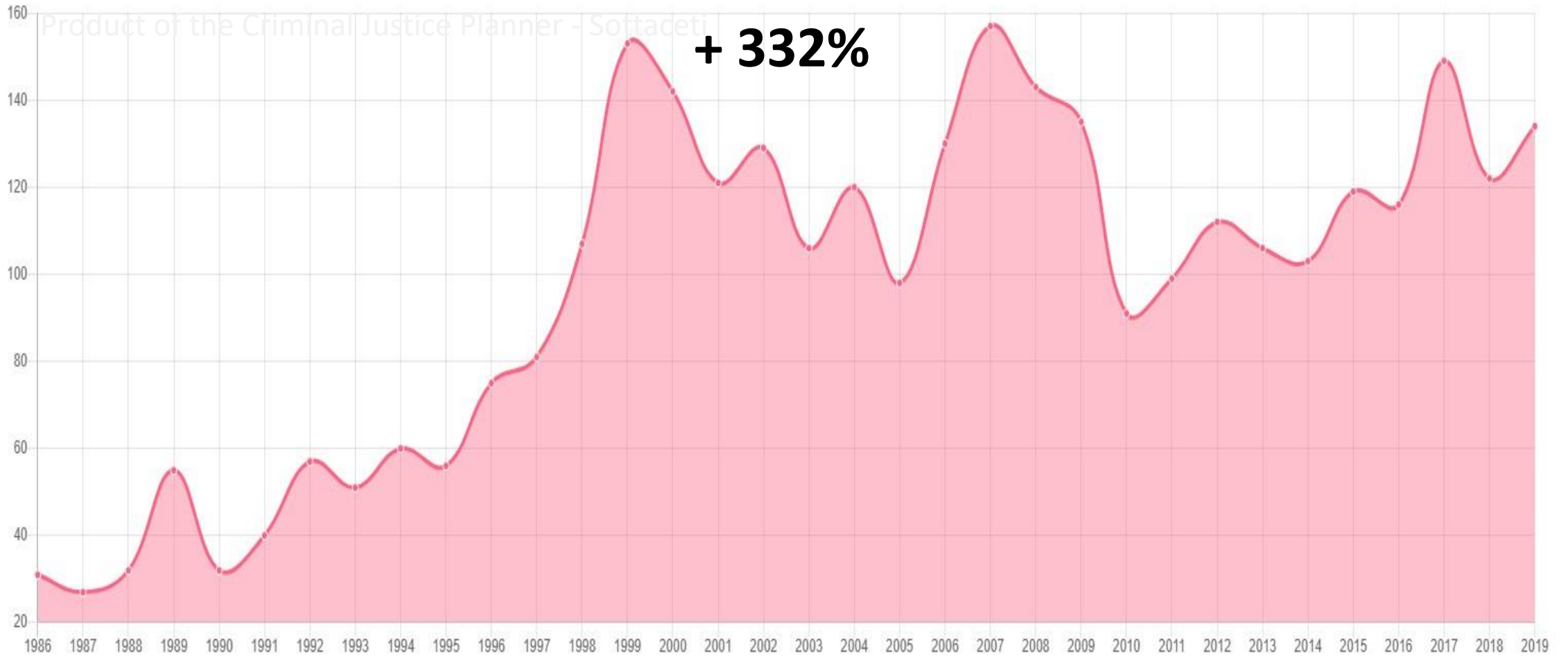
S. Frank Sottaceti



Violent Crime

1986 to 2019

City of Harrisonburg VA

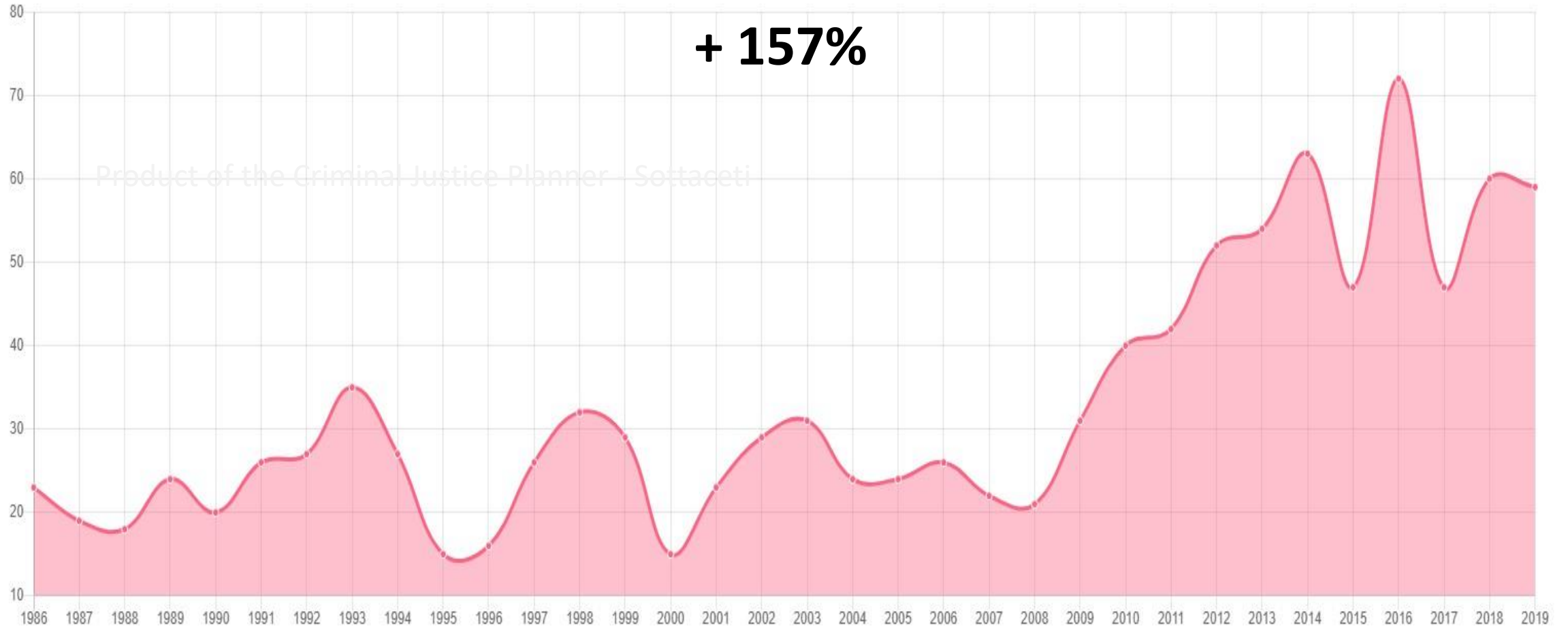


Violent Crime

1986 to 2019

Rockingham County VA

+ 157%



City of Harrisonburg & Rockingham County

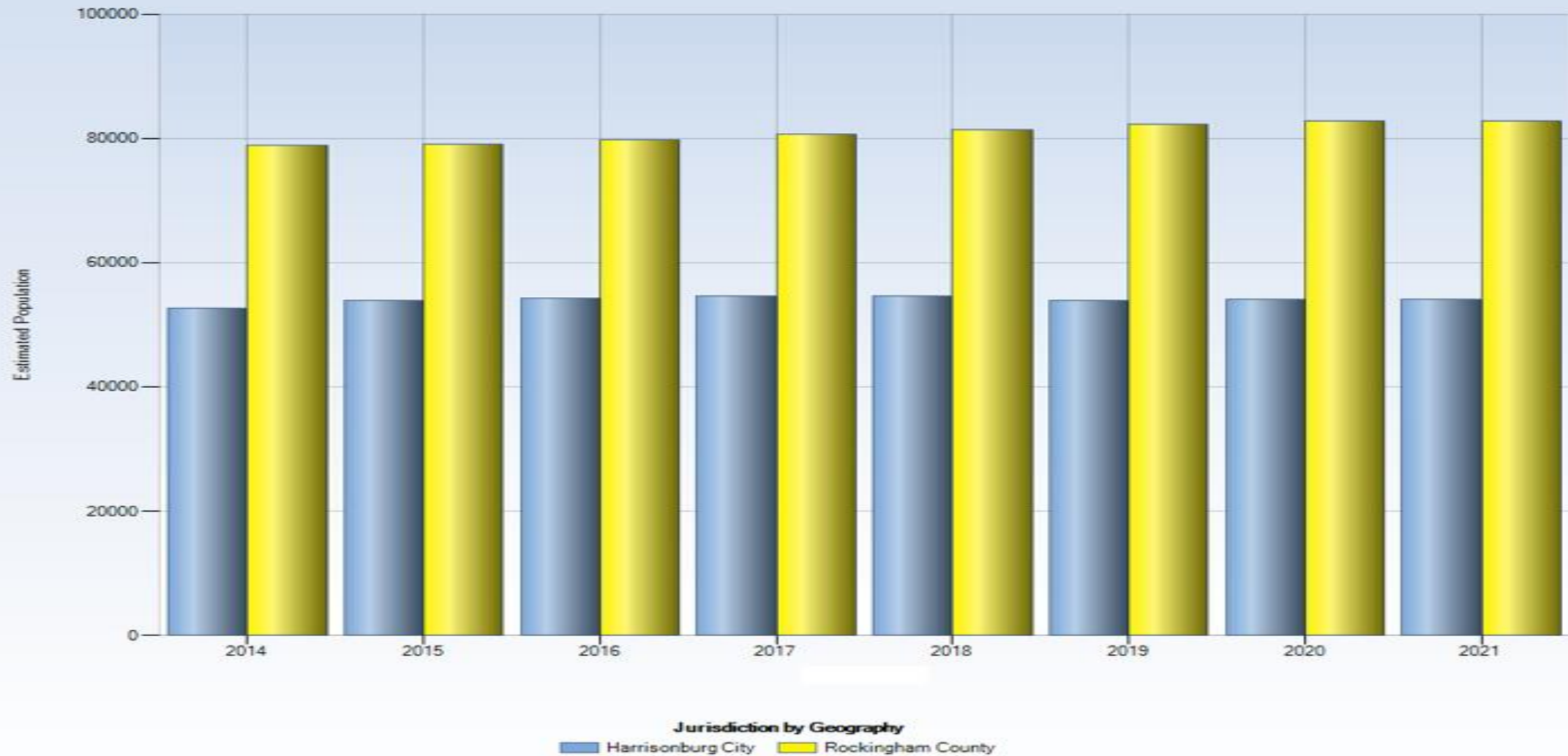
Incarcerations (MRRJ and RHRJ)

Product of the Criminal Justice Planner - Sottaceti

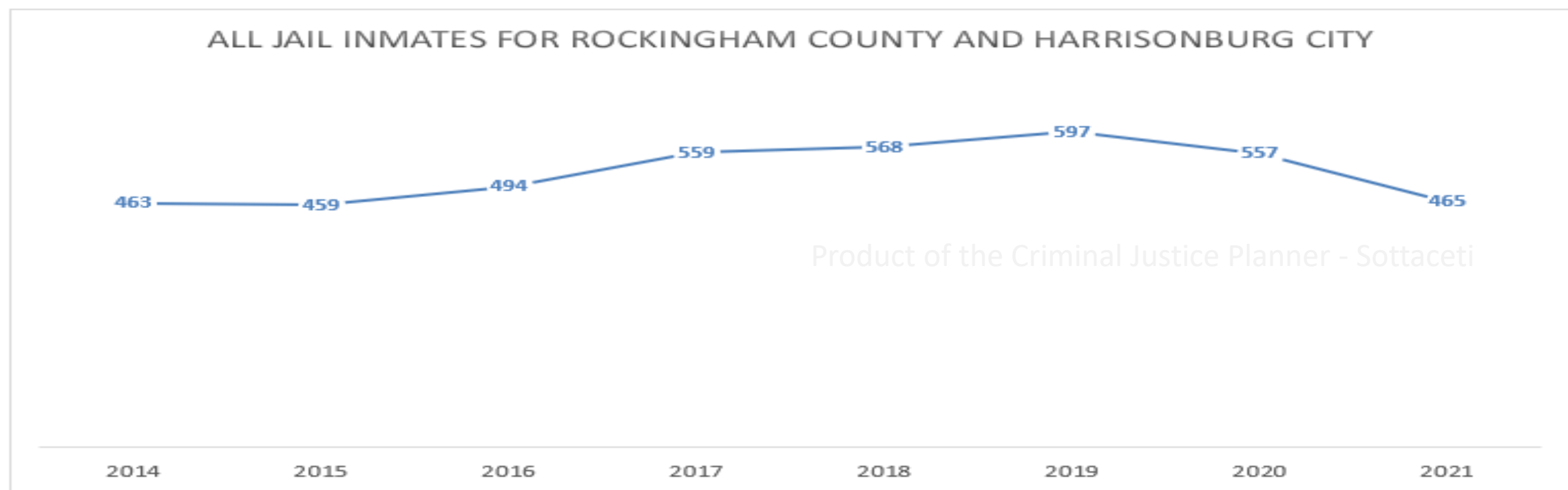
CLASSIFICATION OF CHARGES	
Felony	46%
Misdemeanor	7%
Both	47%

Census Population Change	
JURISDICTION	2014 – 2021
City of Harrisonburg	+ 3%
Rockingham County	+ 4%

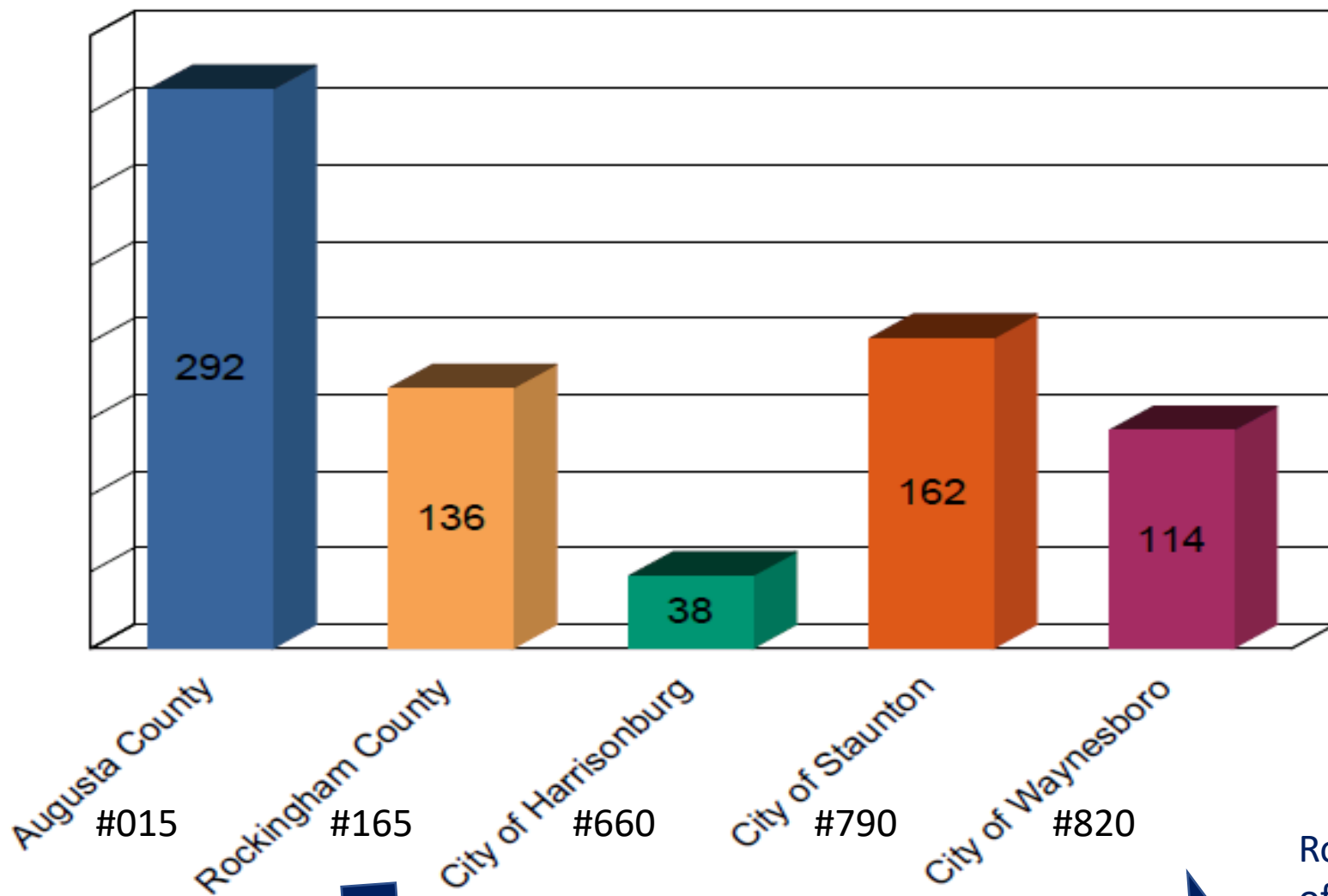
Product of the Criminal Justice Planner - Sottaceti



Percentage Growth for ALL Rockingham/Harrisonburg Inmates
2014 – 2021
+0.43%



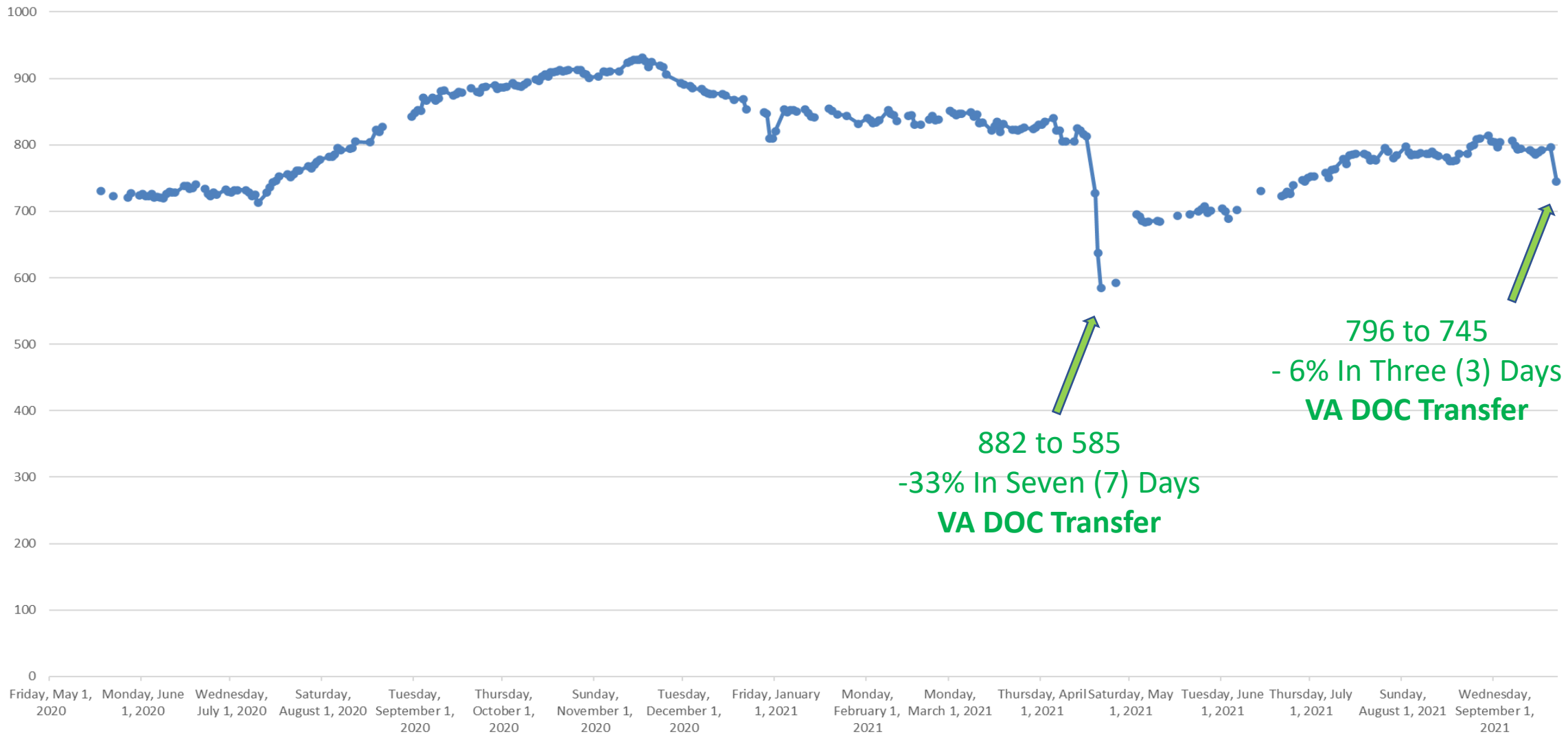
MRRJ Active Inmates by Locality



The lower number of City of Harrisonburg Inmates housed at MRRJ is misleading. This is due to Inmates being assigned with a Rockingham County Locality Code under many circumstances. It IS NOT Residency in either the City or the County.



MRRJ TOTAL



Virginia Dept. of Corrections – DOC Pending

ZERO (0)



Prisoner Totals by Type

Rockingham - Harrisonburg Regional Jail

Summary



Print Date/Time: 09/22/2021 13:42
Login ID: frank.sottaceti.rcso

*Rockingham County Sheriff's Office
ORI Number: VA0820000

Prisoner Type	Sex	Count	Total
Total Inmates on 09/22/2021:			

VA Department of Corrections – DOC +90 at Middle River Regional Jail (MRRJ)

36 from #165 Rockingham County, VA
12 from #660 City of Harrisonburg, VA
18 from #015 Augusta County, VA
6 from #790 City of Staunton, VA
9 from #820 City of Waynesboro, VA
1 from #091 Highland County, VA

82 DOC +90 Inmates at MRRJ 22 SEP 2021

220 Total DOC Inmates at MRRJ 22 SEP 2021

138 Under 90+ DOC Inmates at MRRJ 22 SEP 2021

82 DOC +90 Inmates is 11% of 22 SEP 2021 MRRJ ADP
220 DOC Total Inmates is 30% of 22 SEP 2021 MRRJ ADP
138 DOC Under 90+ Inmates is 18.5% of 22 SEP 2021 MRRJ ADP

Marijuana/Cannabis

LE Action	Summoned/Cited	Taken into Custody
<p style="text-align: center;">2019</p>	<p style="text-align: center;">1,666</p>	<p style="text-align: center;">452</p>
<p style="text-align: center;">2020</p> <p style="text-align: center;"><i>Marijuana Decriminalization in Virginia on 01 JUL 2020 for 1 ounce or less</i></p>	<p style="text-align: center;">1,470</p>	<p style="text-align: center;">383</p>
<p style="text-align: center;">2021</p> <p style="text-align: center;"><i>Marijuana Legalization in Virginia on 01 JUL 2021 for 1 ounce or less</i></p>	<p style="text-align: center;">350</p>	<p style="text-align: center;">151 Possession >1 oz. and/or Distribution/Trafficking</p>
<p style="text-align: center;">Overall Percent Change</p> <p style="text-align: center;">2019-2021</p>	<p style="text-align: center;">-79%</p>	<p style="text-align: center;">-67%</p>

Product of the Criminal Justice Planner - Sottaceti