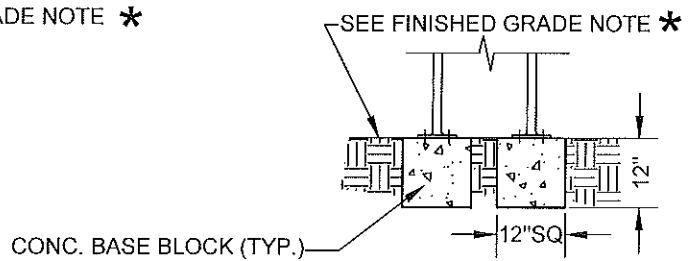
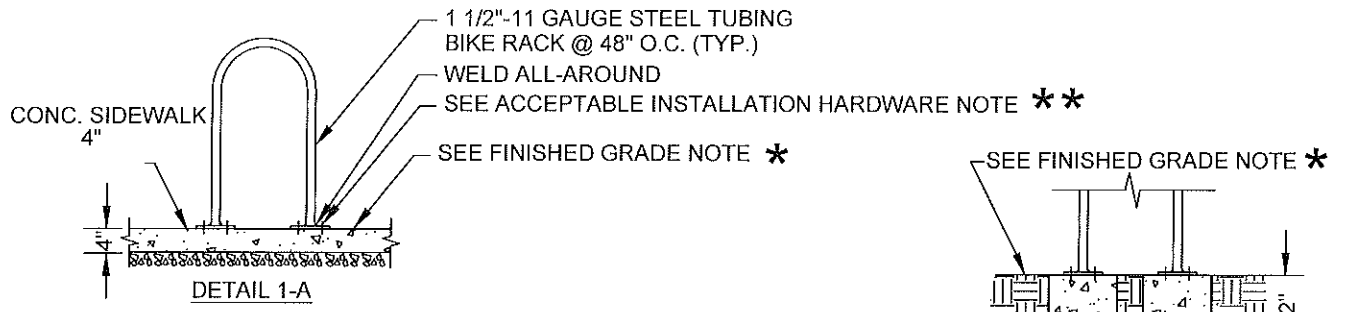


Proposed Design & Construction Standards Manual Amendments

Section 2.6.10

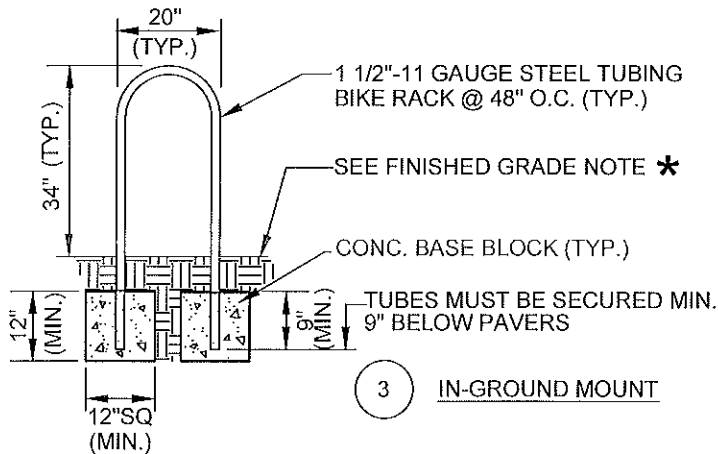
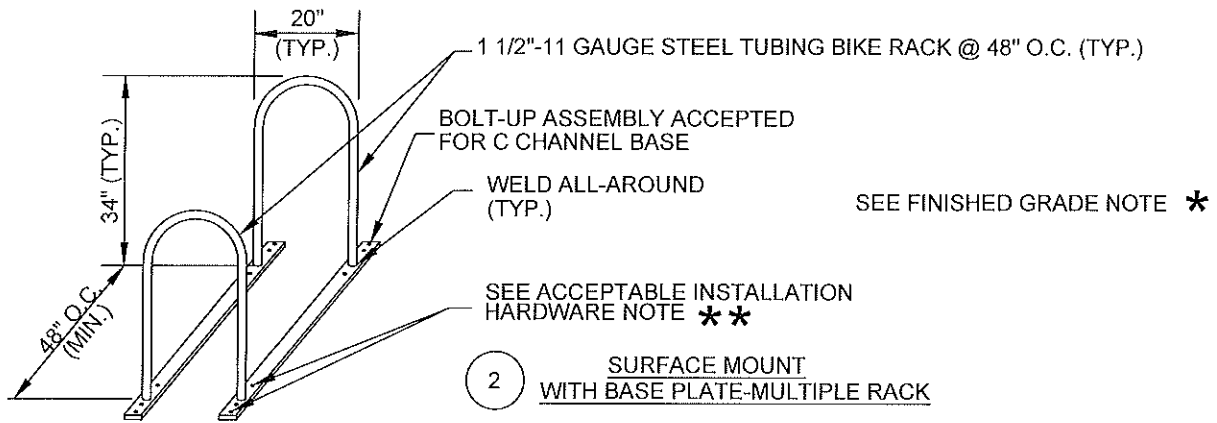
~~Developments with 15 or greater car parking spaces shall provide exterior parking for bicycles at a rate of one bicycle space per 25 car parking spaces, with a minimum of 4 bicycle spaces. Bicycle parking shall be in the form of a suitable bike rack(s), conveniently located, visible and anchored for security. Protection from the elements is encouraged. Rack design and layout shall be as recommended in the document "Bicycle Parking Guidelines" as adopted by the Association of Pedestrian and Bicycle Professionals (www.apbp.org). Rack location and type shall be specified on the project site plan.~~

Plans shall include bicycle parking details to address zoning requirements. Such details shall include the location, design, and spacing of bicycle parking on site.



1 SURFACE MOUNT WITH BASE PLATE-INDIVIDUAL RACK

DETAIL 1-B



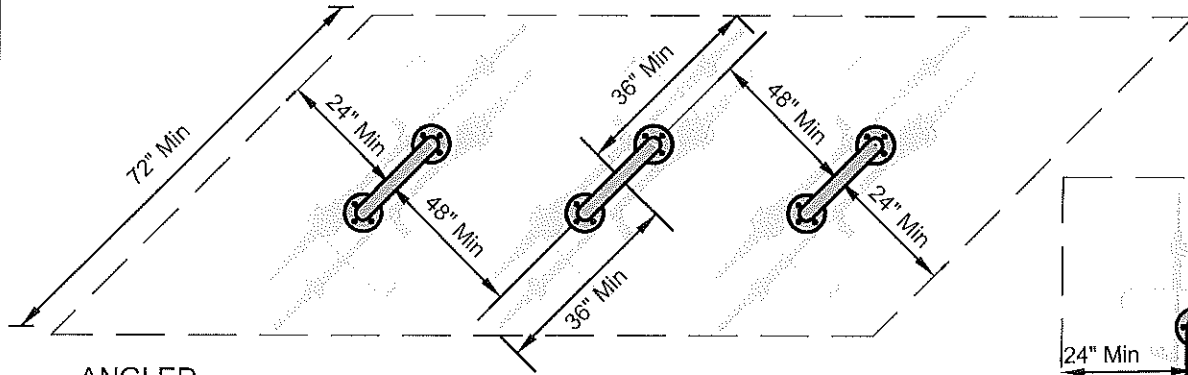
- * FINISHED GRADE FOR ALL DETAILS SHALL BE:**
- A. INTERLOCKING CONC. OR BRICK PAVERS, OR
 - B. 4" CONC. SIDEWALK, OR
 - C. UNPAVED GRADE/GRASS STRIP

- ** ACCEPTABLE INSTALLATION HARDWARE:**
- A. CONCRETE WEDGE ANCHOR BOLT OR TAMPER-PROOF STUD ANCHOR (RAWL OR APPROVED EQUAL)
 - B. ASPHALT PAVEMENT: LANDSCAPE NAILS (6" - 12" LONG SPIKES, TYPICALLY 1/4" TO 3/8" IN MIN. OF 2 STUDS PER MOUNTING PLATE)

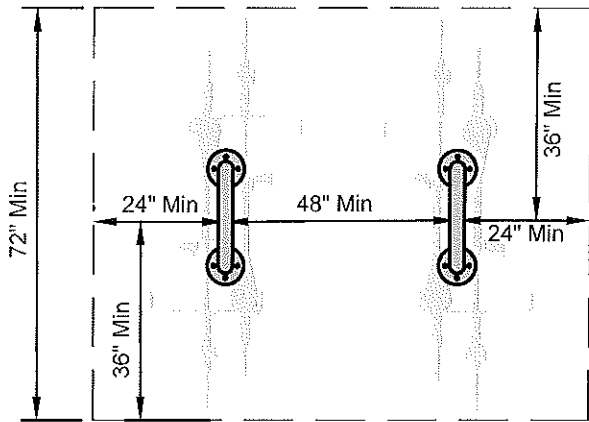
NOTES:

1. ALL RACKS & BASE PLATES SHALL BE HOT-DIP GALVANIZED, THERMOPLASTIC, OR STAINLESS STEEL FINISH.
2. BICYCLE RACK DESIGN AND LAYOUT SHALL BE AS RECOMMENDED BY THE "BICYCLE PARKING GUIDELINES" AS ADOPTED BY THE ASSOCIATION OF PEDESTRIAN AND BICYCLE PROFESSIONALS (WWW.APBP.ORG). OTHER RACK STYLES MEETING THESE GUIDELINES ARE ACCEPTABLE.


REVISIONS				BICYCLE PARKING DETAIL (TYP.)	DWG. NO.
NO.	DATE	DESCRIPTION	INIT.		2.6.10
					PAGE
					1 OF 2



ANGLED



SIDE-BY-SIDE



END-TO-END

NOTES:

1. ALL MEASUREMENTS ARE ON CENTER
2. ADEQUATE AREA TO MANEUVER BICYCLES TO ACCESS BICYCLE PARKING SPACES REQUIRED
3. BICYCLE PARKING SHALL NOT ENCROACH UPON ACCESSIBLE PATHS
4. BICYCLE PARKING SPACES SHALL BE A MINIMUM 12" FROM VEHICULAR PARKING, VEHICULAR TRAVELWAYS, AND VERTICAL SURFACES

REVISIONS				BICYCLE PARKING DETAIL (TYP.)	DWG. NO.
NO.	DATE	DESCRIPTION	INIT.		2.6.10
					PAGE
				2 OF 2	