

9/9/14

**Cost estimate for cleaning and Applying anti graffiti coating to Elizabeth St. Deck wall**

5 gals. -Simple Green Biodegradable cleaner @ \$ 20.79 per gal.= \$103.95

15 gals. -Sherwin Williams anti-graffiti coating @ \$ 90 per gal. =\$1350

2 People 25 Hrs. to clean wall and apply anti-graffiti coating = \$1000

Total = \$2453.95

Plus 15% contingency = \$368.09

Grand Total = \$2821.95


*Prepared by  
Public Works  
Jim Baker*



~~(1)~~

~~(2)~~

~~15% Administrative Charge~~



PRO INDUSTRIAL<sup>®</sup>  
**anti-graffiti**  
COATING



wipe out graffiti  
easily and  
economically

**No chemical cleaning. No abrasives. No repainting.  
Graffiti removal just got easier.**

Graffiti removal isn't just labor-intensive, it's also costly. Fortunately there's Sherwin-Williams Pro Industrial® Anti-Graffiti Coating — a unique clear siloxane product that creates a non-stick surface that repels graffiti from paint, paint spray cans and permanent markers.




**No other anti-graffiti coating can compare.**

- Simple pressure washing or hand-wiping with water removes graffiti — no solvents or abrasives needed.
- A permanent solution — allowing graffiti to be removed countless times without reapplication.
- Cost savings of 30-50% compared to existing methods of abrasive cleaning and repainting.

**Innovative Anti-Graffiti Coating:**

- Ideal for transit stations, bridges, overpasses, rail cars, retaining walls, municipal buildings, fences, schools, shopping plazas and restrooms.
- Ready to brush, roll or spray. This single component, semi-gloss product requires no mixing, applies in one coat and dries quickly.
- Apply directly to bare brick and concrete, as well as previously painted surfaces including steel or wood.
- Extremely resistant to weather, chalking, fading and peeling; excellent adhesion.
- Complies with stringent VOC regulations (except SCAQMD).

**Total Cost Per Sq. Ft. To Remediate Graffiti**




**Pro Industrial Anti-Graffiti Coating is brought to you by a name you know and trust.**

For more than 145 years, Sherwin-Williams has provided contractors, builders, property managers, architects and designers with the trusted products they need to build their business and satisfy customers. Pro Industrial Anti-Graffiti Coating is just one more way we bring you industry-leading paint technology — innovation you can pass on to your customers.



Plus with more than 3,500 stores and 1,800 sales representatives across North America, personal service and expert advice is always available near jobsites. Find out more about Pro Industrial Anti-Graffiti Coating at your nearest Sherwin-Williams store or to have a sales representative contact you, call 800-524-5979.



# PRO

## INDUSTRIAL™

113.40

### ANTI-GRAFFITI COATING

CLEAR

B97C00150

As of 03/01/2013, Complies with:			
OTC	Yes	LEED® 09 CI	N/A
SCAQMD	No	LEED® 09 NC	N/A
CARB	Yes	LEED® 09 CS	N/A
CARB SCM 2007	Yes	LEED® 09 S	N/A
MPI #	-	NGBS	No

#### CHARACTERISTICS

Anti-Graffiti Coating is a one-component, non-sacrificial, ready-to-use siloxane coating that cures with atmospheric moisture. Intended for use over properly prepared concrete surface.

#### Features:

- Excellent graffiti resistance
- Excellent cleanability with either water power-washing, or solvent wipe
- Excellent UV resistance
- Excellent adhesion
- Fast drying
- Non-Sacrificial
- Outstanding airless spray properties
- Single component

#### For use on properly prepared:

- interior or exterior
- concrete surface

#### Recommended for use in:

- Bridge Abutments
- Commercial Buildings
- Schools
- Transit Stations
- Overpasses
- Railcars
- New Construction

#### SPECIFICATIONS

**Color:** Clear

#### Recommended Spread Rate per coat:

Wet mils: 8.0 - 12.0  
 Dry mils: 6.0 - 9.0  
 Coverage: 128 - 192 sq ft/gal approximate

NOTE: Brush or roll application may require multiple coats to achieve maximum film thickness and uniformity of appearance.

#### Drying Schedule @ 10.0 mils wet, 50% RH:

	@ 35°F	@ 77°F	@ 120°F
To touch:	9 hours	1 hour	30 minutes
Tack free:	12 hours	4 hours	1 hour
To cure:	21 days	7 days	4 days

Drying and recoat times are temperature, humidity, and film thickness dependent.

**Finish:** Semi-Gloss  
**Flash Point:** >100°F, TCC

#### B97C00150

**VOC (EPA rule 40 CFR 59):** 173 g/L; 1.44 lb/gal  
**Volume Solids:** 82 ± 2%  
**Weight Solids:** 78 ± 2%  
**Weight per Gallon:** 7.8 lb/gal ± 0.2 lb  
**Shelf Life (unopened):** 12 months, store indoors at 40°F to 100°F.

#### PERFORMANCE

Passed 4000 hours of QUV / multi-graffiti application and removal

Gloss retention = 63%  
 Color change <3 delta E CIE \*L a b

No signs of graffiti left after clean-up; no visible signs of streaking, cracking, pinholing, discoloration or other coating degradation upon casual examination

#### Adhesion:

Method: ASTM D6677  
 Result: Passes, Rating 8

**PRO INDUSTRIAL™  
ANTI-GRAFFITI COATING**



**SHERWIN-WILLIAMS.**

<u><b>SYSTEMS</b></u>	
<b>Concrete:</b>	
1 ct	Anti-Graffiti Coating @ 6.0 - 9.0 mils dft
<b>Previously Painted Surface:</b>	
1 ct	Anti-Graffiti Coating @ 6.0 - 9.0 mils dft
The systems listed above are representative of the products use, other systems may be appropriate.	
<u><b>SURFACE PREPARATION</b></u>	
Surface must be clean, dry, and in sound condition. Remove all oil, dust, grease, dirt, loose rust, and other foreign material. Any paint that is peeling, flaking, cracking, blistering or lifting must be removed to ensure adequate adhesion.	
<b>Surface Preparation of Concrete: SSPC-SP13 / NACE 6 or ICRI 03732</b>	
The requirements of this standard are applicable to all types of cementitious surfaces including cast-in-place concrete floors and walls, precast slabs, masonry walls and shotcrete surfaces. An acceptable prepared concrete surface should be free of contaminants, laitance, loosely adhering concrete, and dust, and should provide a dry, sound, uniform substrate suitable for the application of protective coating or lining systems.	
<b>Previously Painted:</b>	
If previously painted surface is in sound condition, clean surface of all foreign material. Smooth, hard or glossy coatings should be dulled by abrading the surface. Apply a test area, allowing to dry one week before testing adhesion. If adhesion is poor, or if this product attacks the previous finish, removal of the previous coating may be necessary.	
<b>Graffiti Removal:</b>	
Power wash with 3000-psi pressure washer (25 feet of hose) having a 15-degree tip at 2-3 inches away from the surface.	
Graffiti can also be removed by solvent wiping or acceptable graffiti removers.	

<u><b>APPLICATION</b></u>	
Refer to the MSDS sheet before use	
<b>Temperature:</b>	35°F minimum 120°F maximum (air, surface)
At least 5°F above dew point 50°F minimum for material	
<b>Relative Humidity:</b>	30% minimum 95% maximum
The following is a guide. Changes in pressures and tip sizes may be needed for proper spray characteristics. Always purge spray equipment before use with listed reducer. Any reduction must be compatible with the existing environmental and application conditions.	
<b>Clean Up</b> .....Mineral Spirits or Naphtha	
<b>Airless Spray</b>	
Pressure .....	3200 - 3600 psi
Hose .....	3/8"
Tip .....	.013" - .017"
Filter .....	60 mesh
Reduction Mineral Spirits - up to 5% as needed	
<b>Brush</b> .....	Natural Bristle
Reduction .....	None required
<b>Roller Cover</b>	
3/8" - 1/2" woven with solvent resistant core	
Reduction .....	None required
NOTE: Brush or roll application may require multiple coats to achieve maximum film thickness and uniformity of appearance. Equivalent application equipment may be substituted for the above recommendations.	
<u><b>CLEANUP INFORMATION</b></u>	
Clean spills and spatters immediately with Mineral Spirits. Clean tools immediately after use with Mineral Spirits. After cleaning, flush spray equipment with Mineral Spirits to prevent rusting of the equipment. Follow manufacturer's safety recommendations when using Mineral Spirits.	
HOTW	02/11/2014 B97C00150 06 00

The information and recommendations set forth in this Product Data Sheet are based upon tests conducted by or on behalf of The Sherwin-Williams Company. Such information and recommendations set forth herein are subject to change and pertain to the product offered at the time of publication. Consult your Sherwin-Williams representative to obtain the most recent Product Data Information and Application Bulletin. The Sherwin-Williams Company warrants our products to be free of manufacturing defects in accord with applicable Sherwin-Williams quality control procedures. Liability for products proven defective, if any, is limited to replacement of the defective product or the refund of the purchase price paid for the defective product as determined by Sherwin-Williams. NO OTHER WARRANTY OR GUARANTEE OF ANY KIND IS MADE BY SHERWIN-WILLIAMS, EXPRESSED OR IMPLIED, STATUTORY, BY OPERATION OF LAW OR OTHERWISE, INCLUDING MERCHANTABILITY AND FITNESS FOR A PARTICULAR PURPOSE.

**SHERWIN-WILLIAMS.****Product Details****Pro Industrial™ Anti-Graffiti Coating®**

Not Yet Rated Write a review

Graffiti removal isn't just labor-intensive, it's also costly. Fortunately there's Sherwin-Williams Pro Industrial™ Anti-Graffiti Coating® - a unique clear siloxane product that creates a non-stick surface that repels graffiti from paint, paint spray cans and permanent markers. Ideal for transit stations, bridges, overpasses, rail cars, retaining walls, municipal buildings, fences, schools, shopping plazas and restrooms. Ready to brush, roll or spray. This single component, semi-gloss product requires no mixing, applies in one coat and dries quickly.

[View more Product Features](#) [See all Pro Industrial™ High Performance Coatings Products](#)[View Video Product Literature](#)

Options

Product Number

Size:

1 Gallon(s)

Sheen:

Semi-Gloss

Base:

Clear

Change Options

Done  
Product: 6501-09820  
Reset



**HARRISONBURG DOWNTOWN RENAISSANCE  
ARTS COUNCIL OF THE VALLEY**

**Elizabeth Street Parking Deck Mural Project - Application/Proposal**

Use the following application outline as a template by copying and pasting into Microsoft Word, or a similar word processing program. After completing the application, save it as a PDF and submit as directed below.

**Applicant Information:**

1. Individual Name or Group Name:
2. Contact Person:
3. Mailing Address:
4. Phone Number:
5. Email:
6. Website (if any):

**Mission Statement:**

- Brief description about individual or group that is applying and their interest(s) in the project.

**Project Proposal:**

- Describe the proposed project for the Elizabeth Street Parking Deck Mural. Please limit description to one page. Please include details, dimensions, materials, and attach sketches to illustrate the proposed project.
- If you have created similar work in the past, please include samples.
- How does this project reflect or enrich the downtown area of Harrisonburg?
- Will this project involve the community/an audience? If so, how?

**Participants:**

1. **Artists:** How many artists will be involved in the project? If possible, please provide a list of the artists' names and their qualifications to support successful completion of the project.
2. **Project Partners:** If applicable, please provide a list of partnering individuals or organizations that may be involved in implementing the project.

**Eligibility:**

1. You must be able to complete the project within the specified time frame.
2. Preference will be given to local artists.

**Signatures:**

This application accurately represents my project plans and I/we are fully prepared and capable of executing the project as described within the time frame specified.

Contact Person Name: \_\_\_\_\_

Signature: \_\_\_\_\_

*Applications must be submitted by 4pm on October 30, 2014. Applications may be submitted electronically via email. Please submit in PDF format with any jpeg images attached. Email to: [hdr@harrisonburgva.gov](mailto:hdr@harrisonburgva.gov) or hand-deliver/mail to: Harrisonburg Downtown Renaissance, The Hardesty Higgins House, 212 S. Main Street, Harrisonburg, VA 22801*



# **HARRISONBURG DOWNTOWN RENAISSANCE And The ARTS COUNCIL OF THE VALLEY**

## **Request for Proposals Elizabeth Street Parking Deck Mural Project**

### **Missions**

The Arts Council of the Valley (ACV) champions diverse artistic expression and promotes the arts as fundamental to a vibrant community. ACV provides memorable arts experiences for individuals in the City of Harrisonburg and Rockingham County through our visual, literary, and performing arts programs, educational opportunities, and grants.

Harrisonburg Downtown Renaissance (HDR) works in collaboration with private and public partners to develop and implement a comprehensive vision and master plan to revitalize downtown Harrisonburg into a prosperous and vibrant city center.

### **Grant Purpose**

Downtown Harrisonburg is proud to have created the first Arts & Cultural District in Virginia, and is honored to be a designated Virginia Main Street Community. The National Main Street Center named downtown Harrisonburg a 2014 Great American Main Street Award winner.

With the passage of time the Elizabeth Street parking deck has shown deterioration in both appearance and image. Over the past year HDR has raised funds to paint the stairwells, install an informational display case, and create a living wall in order to enhance the appearance and usability of the deck.

The purpose of the mural project is to further enhance the parking deck and to promote the arts and vibrancy in downtown.

### **Funding Partnership**

Harrisonburg Downtown Renaissance raised private funds at 2014 Renaissance Night to fund several downtown beautification projects. In order to provide an artist's stipend, \$1,000 has been allocated to the parking deck mural project. The Arts Council of the

Valley has authorized a \$1,000 match from the Creative Inspiration Grant Program. In addition the Arts Council grant program, with supplemental funds from HDR, will cover thru HDR's carrier the cost of liability insurance that meets city requirements.

?  
Shenandoah Paint and Wallpapering has agreed to donate paint and supplies to cover artist's reasonable costs for the mural project. The City of Harrisonburg's Department of Public Works will clean the concrete surface prior to painting the mural and spray an anti-graffiti protective coating after the work is complete. The project is also supported by Downtown Parking Services.

The winning proposal will receive a \$2,000 stipend. 10% (\$200) will be paid upon the signing of a Grant Agreement Form, and the remaining 90% (\$1,800) will be paid upon the successful completion of the project.

### Proposal Timeline

September 10, 2014	Release of project and application process
October 30, 2014	Deadline for receipt of proposals
November 30, 2014	Committee review and selection of finalists
December 30, 2014	Deadline for public input
January 15, 2015	Selection of winning proposal
February 10, 2015	Receive approval from key stakeholders
April 30, 2015	Mural project completed

The deadline for receiving the mural proposal is no later than 4pm on Wednesday, October 30, 2014. Applications must be submitted electronically via email to [hdr@harrisonburgva.gov](mailto:hdr@harrisonburgva.gov) or hand delivered/mailed to the HDR offices at the Hardesty-Higgins House, 212 S. Main Street, Harrisonburg, VA 22801 (second floor of the Visitor Center). Applications received after the deadline will not be considered.

### Eligibility

Preference will be given for residents of Harrisonburg or Rockingham County, however anyone with a local connection will be considered. Proposals may be from an individual or a group. If a group application is submitted, the role of each person must be specified. The qualifications of the mural designers and installers must be provided. Applicants are encouraged to submit samples of related work.

The applications will be reviewed by the Mural Committee and finalists selected on the following criteria:

- Artistic integrity and project quality
- Positive impact on the parking deck and downtown
- Feasibility of project

The public will be provided the opportunity to provide input, and the final design must be approved by city council. The Mural Committee will consider all factors in selecting the final proposal.

## **Project**

The mural project must enhance the west-facing portion of the concrete wall for the Elizabeth Street parking deck ramp on Federal Street. The design must cover most or the entire area shown on the photo. For example the design could exclude space to the north and south at a concrete seam with that space painted to match the gold stairwells. The design could optionally include the area inside the fenced space under the ramp. See photo on next page.

The design theme is left to the artist, but sensitivity must be shown to the public nature of the space and the surrounding neighbors. The Downtown Streetscape Plan suggests that one lane of the road could become a bike/pedestrian path in the future. The design may tie into the area's heritage, attractions, or downtown features, however unique abstract proposals will be considered as well.

The proposal must include a drawing of the mural and a listing of the specific colors, supplies, materials, and equipment to be used. Consideration for vehicle access and safety must be planned and coordinated with city officials. Any materials must be approved by the Mural Committee.

The winning designer understands that the mural will remain in place for a minimum of one year and likely a maximum of three years. The intent is to provide the opportunity for additional mural projects in the future to replace this project or supplement the project with additional mural projects, based on public response and support.